

# WIRING WIPAC DIAGRAM

## TRIUMPH "TINA" 100 cc. SCOOTER AC LIGHTING MODELS PRODUCED FROM OCTOBER 1961

EQUIPMENT

PART No.

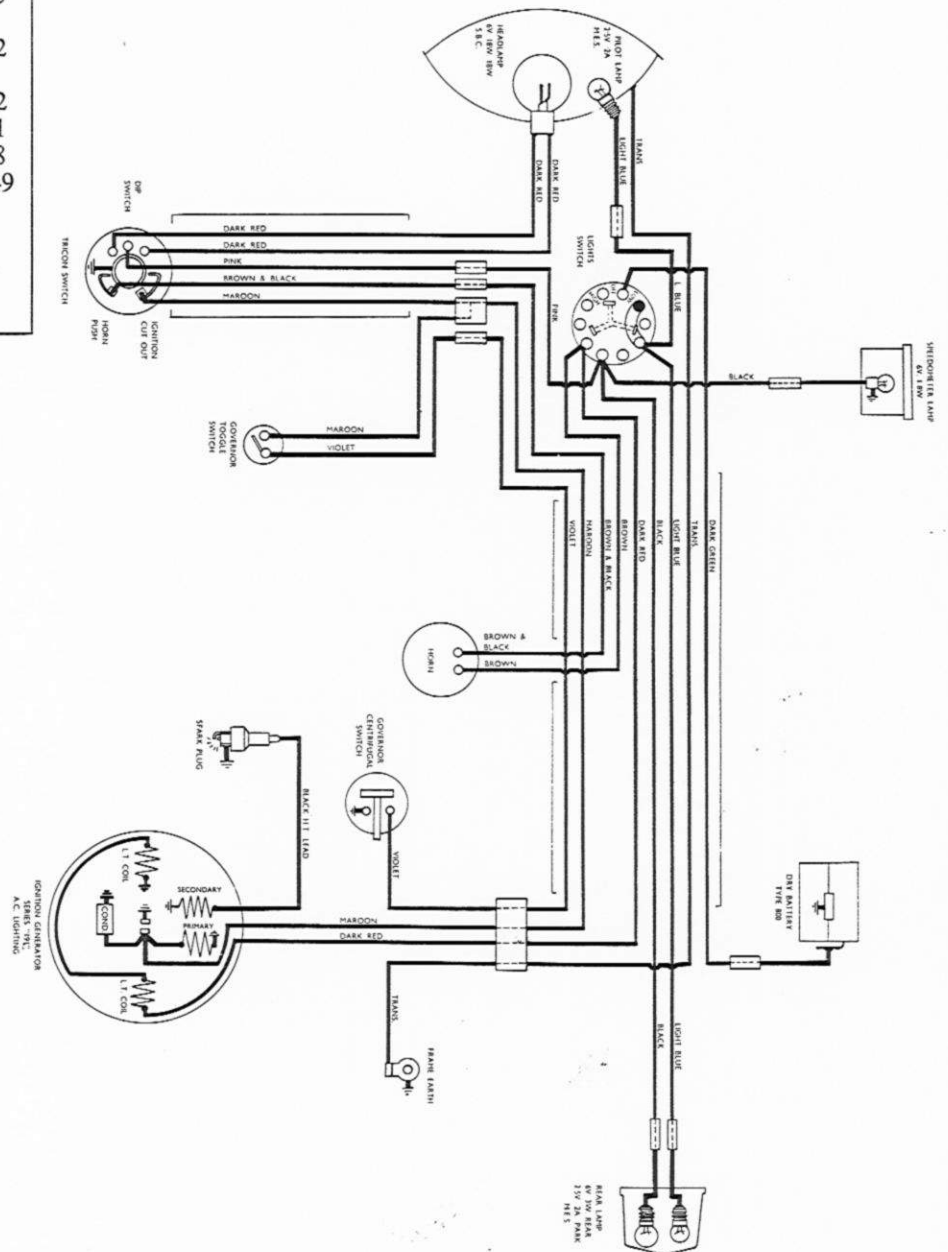
\*Headlamp Unit (less  
Harness)  
S2906  
Harness (Main)  
S2878  
Horn, Dipper and  
Cut-Out Switch  
S3055  
Leads Set (Dipper  
Switch)  
S2912  
Rear/Park Lamp  
(Quote bulbs required)  
S3102  
Toggle Switch  
S2911  
Switch (Lights)  
S0868  
Ignition Generator  
IG1649

\*Supplied by Wipac in black  
only

THE WIPAC GROUP

BUCKINGHAM

BUCKS



# WIRING WIPAC DIAGRAM

## TRIUMPH T.10. AUTOMATIC 100 cc. SCOOTER

MODELS PRODUCED FROM APRIL 1965

SPARES UNITS

PART No.

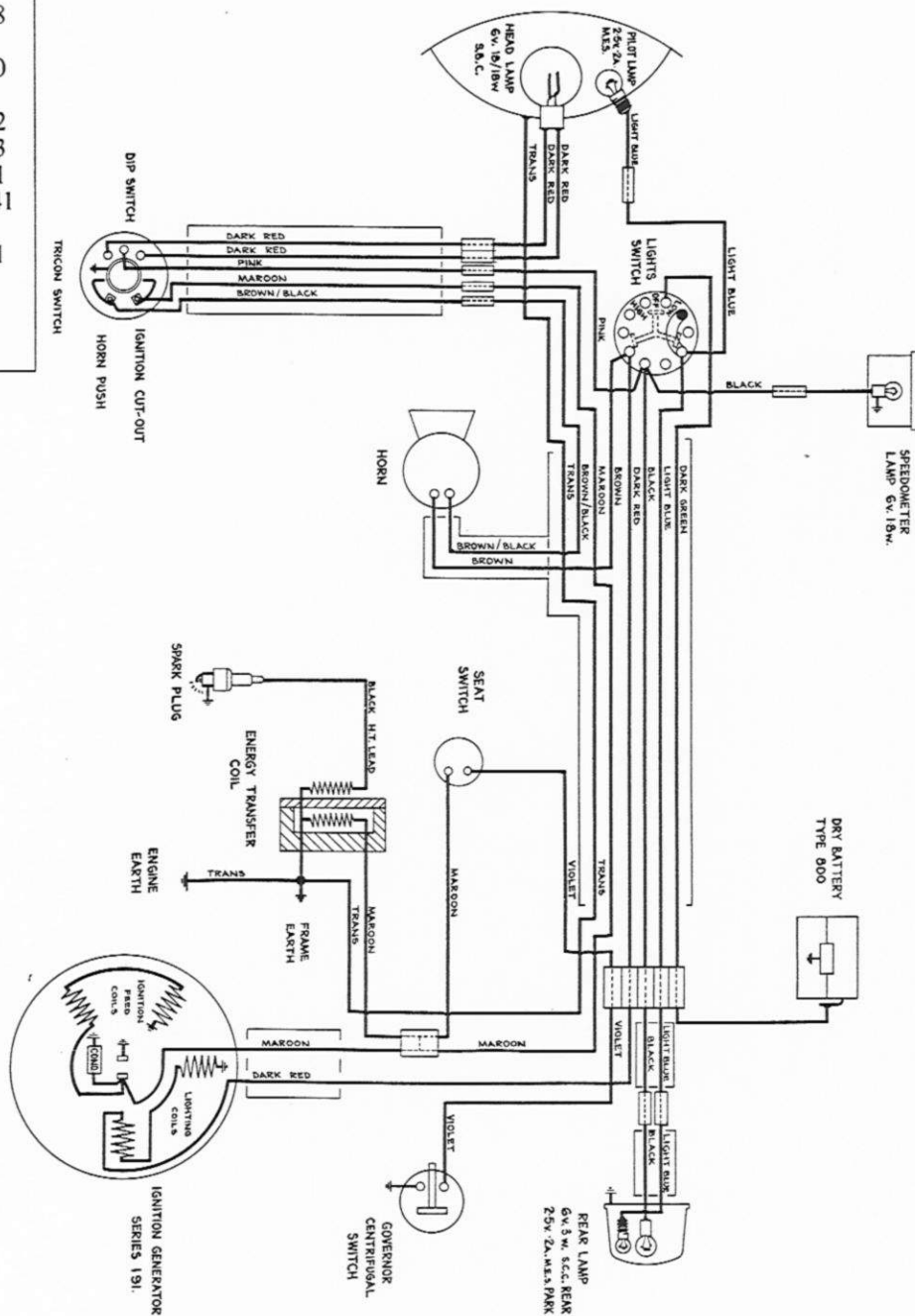
*Headlamp Unit (less Harness)	S2906
Harness (Main)	S3855
"Tricon" Horn and Dipper Switch	S3858
Leads Set (Dipper Switch)	S3900
Rear/Park Lamp (Quote bulbs required)	S3952
Seat Switch	S3953
Switch (Lights)	S0781
Ignition Generator Leads Set (Rear Lamp)	IG1741
	S3951

\*Supplied by Wipac in black only

THE WIPAC GROUP

BUCKINGHAM

BUCKS



# WIRING WIPAC DIAGRAM

## TRIUMPH T.10. AUTOMATIC 100 cc. SCOOTER

MODELS PRODUCED FROM APRIL 1965

THE WIPAC GROUP

BUCKINGHAM

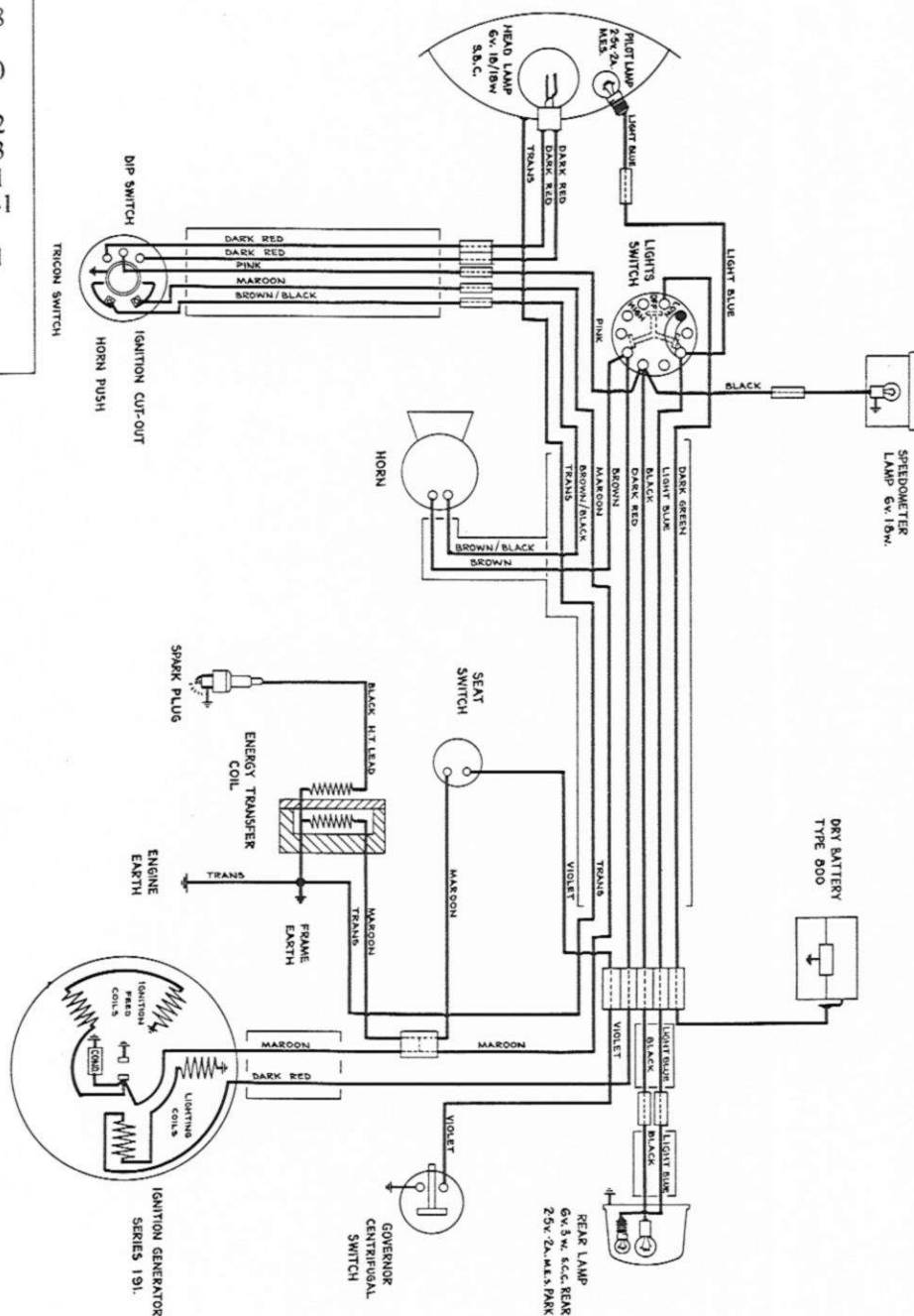
BUCKS

SPARES UNITS


PART No.

\*Headlamp Unit (less Harness)  
Harness (Main)  
"Tricon" Horn and Dipper Switch  
Leads Set (Dipper Switch)  
Rear/Park Lamp  
(Quote bulbs required)  
Seat Switch  
Switch (Lights)  
Ignition Generator  
Leads Set (Rear Lamp)  
S2906  
S3855  
S3858  
S3900  
S3952  
S3953  
S0781  
IG1741  
S3951

\*Supplied by Wipac in black only



# IceniCAM On-Line Library



[www.icenicam.org.uk](http://www.icenicam.org.uk)