Stadion S 22



ERSATZTEILE - KATALOG
LIST OF SPARE PARTS
CATALOGUE DES PIÈCES DÉTACHÉES
LISTA DE REPUESTOS

MOTOKOV
CZECHOSLOVAKIA - PRAHA

LIST OF SPARE PARTS FOR

THE MOPED STADION S 22

POWERED WITH ENGINE

50 cc - type 552

1st EDITION 1962

PRODUCED BY

MOTOR

N. C., ČESKÉ BUDĚJOVICE

WORKS **STADION** RAKOVNÍK

SUPPLIED BY MOTOKOV FOREIGN TRADE CORPORATION,
PRAHA CZECHOSLOVAKIA

INSTRUCTIONS FOR USE OF THE SPARE PARTS LIST

1. In the first place look up the respective sub-group in the List contents on page xx xy.

2. Look up the respective spare part or component in the illustration dealing with the respective subgroup.

3. In the text opposite the respective illustration look up the respective part No., name of the spare part and the respective notes.

4. The individual parts of a unit can be looked up in the respective illustration, on which an exploded view of the unit is given.

5. The indication "l. h. side", "r. h. side" are always to be understood in the driving direction. Indications as "first", "second", "front", "rear" are to be understood always from the front oft the moped.

6. When ordering enamelled parts do not forget to mention colour of your machine.

Dear owner of the new MOPED STADION S 22

You have purchased a moped STADION, type S 22, which is a follower of above 150,000 mopeds produced of the type S 11, its predecessor.

As you may happen to know, the factory MOTOR-STADION is the oldest and largest producer of mopeds in the Czechoslovak Socialist Republic. The new type of mopeds Stadion, the owner of which you have become, have been put into series production only after the design has been tested by many prototypes in long and careful testing. The designers, technicians and workers have done their very best to manufacture for You a vehicle at a low price and cheap to operate, but with the maximum of riding comfort, outstanding longevity and least requirement of maintenance.

The producers of the moped STADION extend to you a six-moths' guarantee, the same guarantee, that is offered by producers of much larger machines. Should any trouble arise, contact the nearest authorized repair shop, all of which are always fully stocked with original spare parts mark STADION. All the spare parts are made by their producer from quality materials and in the same way, using identic process as for those, used in the asembly of mopeds. It is therefore, only natural, that only the original spare parts faultless and economical operation of your moped can be ensured.

Important note: This Spare Parts List is not binding as far as the constructional execution of the moped is concerned or of its accessories. We are continually improving our products and have, therefore, to reserve ourselves the right of alterations as compared to the illustrations or descriptions given in the present Spare Parts List.

STADION

MOPED S 22



Fig. 1. l. h. side view



Fig. 2. r. h. side view

Contents

	Page
Assembly subgroup	3
Crankcase	6—7
Crank mechanism	8
Outsize parts of crank mechanism	8
Cylinder barrel with cylinder head	9
Transmission	10
Gear engaging mechanism	11
Clutch	12
Flywheel magneto PAL	13
Carburettor JIKOV 2912 PS	14
Intake silencer of carburettor JIKOV 2912 PS	15
Headlamp KOH-I-NOOR	15
Exhaust pipe and silencer	16
Frame of the machine	17
Telescopic shock absorber	18
Front wheel fork	19—20
Front wheel mudguard	21
Rear wheel mudguard	21
Stand	22
Luggage carrier	22
Fuel tank	23
Fuel tank cover	23
Chain cover	24
Saddle	24
Rear light	24
Front wheel	25
Rear wheel	26—27
Handlebars	28
Cable conduits	29
Electrical equipment — conduits	30
Tyre inflator, tools	31

Crankcase

Item	Part No.	Spare part	Pcs
—	552—10—001	Engine complete (less crankshaft halves and exhaust pipe and silencer)	(1)
1	552—11—000	Crankcase complete including bearings, bushes and bolts	(1)
1a	552—11—110a/210a	r. h. side and 1. h. side crankcase halves mated (with drills)	1
2			
3			
4	552—11—027	Bush suspension	2
5			
6	551—11—010	L. h. side cover complete	1
7			
8	551—11—015	L. h. side cover	1
9a	551—11—029	R. h. side cover, casting	1
10	551—11—022	Stud	4
11	551—11—024	Cylinder barrel gasket	1
12	551—11—025	Gasket of l. h. side cover	1
13			
14a	551—10—022	Cover	1
15			
16	351—11—201	Plug M 14×1.5	1
17			
18	150—11—008	Washer	1
19	150—11—061	Sealing ring dia. 6×10×1	1
20			
21	6 19401 0003	Sealing ring Gufero 110, 8×16×17	1
22	6 11148 2100	Screw M 6×8 ČSN standard 02 1148	1
23	6 11131 2085	Screw M 5×50 ČSN standard 02 1135	1
24	6 11131 2083	Screw M 5×45 ČSN standard 02 1131	5
25	6 93133 2083	Screw M 5×45 ČSN standard 31 3133.1	4
26	6 93133 1076	Screw M 5×28 ČSN standard 31 3133.1	2
27	6 93133 2075	Screw M 5×25 ČSN standard 31 3133.1	5
29	6 11401 2006	Nut M 6 ČSN standard 02 1401	4
30	6 11735 0064	Washer dia. 6.4	4
34	551—11—111	Bush	1
35	551—11—112	Spacer	1
36	551—11—113	Bush	1
37	551—11—114	Bush	2
38	551—11—115	Sealing ring	1

Crankcase

Item	Part No.	Spare part	Pcs
39			
40	551—11—117	Lid	1
41			
42	551—22—047	Seal	1
43			
44	353—11—114	Seal	1
45			
46	359—11—213	Leading bush	4
47			
48	6 04560 6202	Bearing 6202 z/C 36 ČSN standard 02 4636	2
49	6 04570 6202	Bearing 6202/C 36 ČSN standard 02 4636	1
50	6 00020 6201	Bearing 6201 ČSN standard 02 4636	1
51	6 12931 0035	Safety ring 35×1,2, ČSN standard 02 2931	3
52	6 12931 0032	Safety ring 32×1,2, ČSN standard 02 2931	1
53	359—11—13[illegible]	Sealing ring Gufero 35×15×7	2
54	6 19401 0052	Sealing ring Gufero 32×22×7	1
55			
56	6 11103 2169	Screw M 8×10 ČSN standard 02 1103	1
57	6 11133 2069	Screw M 5×10 ČSN standard 02 1133	1
58	6 11735 0053	Washer dia. 5.3	1
64	551—11—211	Bush	1
65	551—11—212	Spring	2
66			
67	6 00010 6003	Bearing 6003 ČSN standard 02 4633	1
68	6 12301 5368	Rivet 4×8 ČSN standard 02 2301 30	2

Crankshaft mechanism - for Gudgeon pin Ø 10 mm

Item	Part No.	Spare part	Pcs
1	551—12—100	Crankshaft mechanism complete	(1)
2			
3	551—12—105	Connecting rod complete	1
4	551—12—113	Crankshaft r. h. side half	1
5	551—12—114	Crankshaft l. h. side half	1
6	551—12—115	Crankshaft pin	1
7			
8*	550—12—005	Piston	1
9*	359—12—014	Piston ring	3
10	359—12—024	Gudgeon pin	1
11	359—12—034	Wire circlip	2
12	551—12—111	Bush	1
14			
15	6 91385 1002	Spring 2×2.6	1
16	6 11401 1108	Nut M 8×1	2
17	6 11740 2082	Washer dia 8.2	1
18	6 11735 0084	Washer dia. 8.4	1

FOR GUDGEON pin Ø 14 mm

1	551—12—101	Grankshaft mechanism complete	(1)
2	570—12—015	Piston	1
3	359—12—014	Piston ring	3
4	570—12—021	Gudgeon pin	1
5	570—12—022	Wire circlip	2
6	570—12—117	Bush	1
7	ČSN 02 1385	Spring 2×2,6	1
8	ČSN 02 1401	Nut M 8×1	2
9	ČSN 02 1740	Washer dia 8,2	1
10	ČSN 02 1735	Washer dia 8,4	1

Oversize parts of crankshaft mechanism

Item	Part No.	Spare part	Pcs
8a	550—12—006	Piston with ring pegs — 1st rebore	
8b	550—12—007	Piston with ring pegs — 2nd rebore	
8c	550—12—008	Piston with ring pegs — 3 rd rebore	
8d	550—12—009	Piston with ring pegs — 4th rebore	
9a	359—12—015	Piston ring 38.25×2 — 1 st rebore	
9b	359—12—016	Piston ring 38.5×2 — 2 nd rebore	
9c	359—12—017	Piston ring 38.75×2 — 3 rd rebore	
9d	359—12—018	Piston ring 39×2 — 4 th rebore	

Cylinder barrel with cylinder head

Item	Part No.	Spare part	Pcs
1			
2			
3	552—13—021	Cylinder head	1
4	552—11—027	Bush suspension	1
5	552—13—030—A	Cylinder barrel with liner complt (1.5 HP)	1
5	552—13—080	Cylinder barrel with liner complt for out put of enqine 1.8—2.4 HP	1
6*	n	Cylinder liner	—
7	552—13—033	Exhaust silencer core	1
8	552—13—034	Stud	2
9	552—13—035	Gasket	1
10			
11	551—13—015	Decompressor complete	(1)
12	551—13—016	Decompressor body	1
13	551—13—017	Decompressor valve	1
14	551—13—018	Decompressor spring	1
15	552—13—032	Intake insertion	1
16	551—13—033	Stud	1
17	551—13—042	Cylinder head gasket	1
18			
19	359—13—013	Leading bush	1
20			
21	6 12925 0004	Circlip	1
22	6 12929 0007	Ring 7	1
23	6 19312 2007	Sealing ring 10×14	1
24	6 94143 0225	Spark plug 14/225	1
25	6 94149 0014	Sealing under spark plug	1
26	6 11401 2005	Nut M 5	2
27	6 11735 0035	Washer dia. 5.3	2
28	6 11740 2061	Washer dia. 6.1 (to item 16)	1
29	6 11401 2006	Nut M 6 (to item 16)	
	552—13—080	Cylinder barrel with liner complt for aut put of engine 1,8 — 2,4 HP	1

Note: *) not delivered individually

Transmission

Item	Part No.	Spare part	Pcs
1			
2			
3	551—22—080	Main shaft complete	(1)
4	551—22—012	Bush	1
5	551—22—060	Wheel complete	(1)
6	551—22—022	Bush	2
7	551—22—025	Brake lever complete (for stop light)	(1)
7a	551—22—026	Brake lever complete (less stop ligt)	1
8	551—22—065	Layshaft	1
9	551—22—066	Clutch	1
10	551—22—064	Wheel of IInd speed	1
11	551—22—034	Chainwheel	1
12	551—22—035	Primary drive wheel	1
13	551—22—036	Securing washer	1
14	551—22—037	Spindle of pedal with bushes	1
15	551—22—038	Bush	1
16	551—22—039	Dog clutch	1
17	551—22—068	Starting wheel	1
18	551—22—041	Thrust ring	1
19	551—22—042	Spring of the ring	1
20	551—22—043	Clutch spring	1
21	S 11—0105.003	R. h. side crank	1
22	S 11—0105.002	L. h. side crank	1
23	551—22—046	Sealing ring	1
24	551—22—47	Sealing ring	1
26	551—10—012	Thrust ring	2
27	551—22—071	Spacer tube	1
28	S 11—0105.004	Cotter pin of crank	2
	359—22—038		
29	551—22—048	Spacing washers (various thickness)	(x)
30	S 11—0106.100 P	P R. h. side pedal	1
31	S 11—0106.100 L	L L. h. side pedal	1
32	6 19280 0006	Sealing ring 14×10	1
33	6 93205 2116	Nut M 16×1.5	1
34	6 11403 2110	Nut M 10×1	1
35	S 11—0105.101	Nut M 6	2
36	6 1153 1105	Securing washer dia. 10.5	1
37	S 11—0105.009	Washer dis. 6.4 ČSN standard 02 1701.15	2
38	6 12930 0024	Safety ring 24×1.2	1

Gear engaging mechanism

Item	Part No.	Spare part	Pcs
1			
2			
3	551—24—011	Welded lever	1
4	551—24—040	Gear engaging fork complete	1
5			
6	551—24—032	Spring	1
7	551—24—033	Pin	1
8			
9	6 12929 0004	Ring	1
10	6 11733 2064	Washer dia. 6.4	1

Clutch complete

Item	Part No.	Spare part	Pcs
1			
2			
3	551—28—010	Outer driving drum	1
4	551—28—020	Inside driving carrier, welded	1
5	551—28—030	Plate with pegs	1
6	551—28—040	Inside plate complete	2
7	551—28—050	Disc complete	1
8	551—28—061	Inside plate	1
9	551—28—062	Spring	1
10			
11			
12	6 12929 0004	Circlip 4	4
13			
14	551—10—011	Spacer (tube)	1
15	551—10—012	Thrust washer	2
16			
17	551—11—011	Lever complete	1
18	551—11—016	Cam	1
19	551—11—023	Sliping piece	1
20			
21	6 12929 0004	Ring 4	1
22	6 12929 0006	Ring 6	1

Flywheel Magneto

Item	Part No.	Spare part	Pcs
—	551—61—000	Flywheel magneto	(1)
1	551—01—010	Rotor assembled	1
2	551—61—012	Base plate machined	1
2a	551—61—011	Base plate — assembly	1
2b	551—61—020	Pin of base plate (to item 2)	1
3	551—61—013	Ignition coil	1
4	551—61—014	Coil for lights	1
5	551—61—017	Felt brush	1
6	6 12301 5246	Rivet 2.6×5	1
7	551—61—021	Securing washer	1
8	6 11740 1041	Washer dia. 4.1	5
9	6 11134 2045	Screw M 4×22	4
10	6 11103 0026	Screw M 3×8	1
11	551—61—022	Washer dia. 4	2
12	551—61—018	Contact holder	1
13	551—61—024	Insulating insertion	1
14	551—61—025	Condenser 0.27 uF	1
16	6 11133 2039	Screw M 4×8	1
17	6 11735 0043	Washer dia 4.3	1
18	551—61—015	Contact breaker lever assembled	1
19	6 11134 2040	Screw M 4×10	1
22	6 11702 2043	Washer dia. 4.3	1
23	551—61—023	Washer dia. 4	1
24	6 11401 2003	Nut M 3	1
26*	S 11—0501.100	Connecting electric wire	1
28	551—46—066	Rubber grommet	1
29	551—10—021	Washer	2
30	6 11133 2042	Screw M 4×15	2

*) delivered with item 3.

NOTE: Spare coils items Nos. 3 and 4 must be machined after assembly in accordance with draving No. 302-8026.34.

Carburettor JIKOV 2912 PS

Item	Part No.	Spare part	Pcs
1	2—6676	Carburettor JIKOV 2912 PS semi-downdraught	(1)
2	2—6588	Carburettor body complete	1
3	2—21111	Throttle valve	1
4	2—3157	Needle of throttle valve (II—III)	1
5	2—3308	Needle securing clip	1
6	2—4813—4	Throttle valve spring	1
7	2—21107	Cover of the throttle chamber	1
8	2—2516—4	Nut M 6	1
9	2—2438—4	Cable guide	1
10			
11	2—2449—4	Adjusting screw of the throttle valve	1
12	1—4901—4	Securing spring	1
13	2—3208—4	Main jet Th = 51	1
14	2—3156—4	Idling run jet Th = 38	1
15			
16	2—6586	Float complete	1
17	2—6585	Lid of float chamber complete	1
18	2—4814—4	Spring	1
19	2—6587—4	Tickler pin complete	1
20	2—2435—4	Securing circlip	1
21	2—2453—4	Screw of lid	2

Intake silencer to carburettor JIKOV 2912 PS

Item	Part No.	Spare part	Pcs
1	2—6590/B	L. h. side intake silencer cplt. (PVC)	1
2	2—6591/B	R. h. side intake silencer cplt. (PVC)	1
3	2—2467—4	Screw M 5×25	1
4	2—2462—4	Screw M 5×12	3
5	2—2463—4	Screw M5×45	1

NOTE: Intake silencer complete items 1 to 5, part No. 2-6681, 4-61-264.

Headlamp mark KOH-I-NOOR

Item	Part No.	Spare part	Pcs
1	551—67—000	Headlamp complete Koh-i-noor 3 B 4 91002-00	(1)
2	551—67—010	Rim of headlamp complete Koh-i-noor 4 B 4 910204	1
3	6 94312 0615	Electric bulb 6 V 15 watts/15 watts ČSN standard 30 4312	1
4	353 67 035	Socket of electric bulb	1
5	353 67 040	Lock complete (with screws)	1
6	6 11740.2061	Spring washer dia. 6.1	1
7	6 93134 1072	Screw M 5×18 ČSN standard 31 3134	1
—	4 By — 90540	Headlamp lense	x
	.....	Electric bulb holder	
	.....	Cover of socket	
	.....	Headlamp reflector — parabolical	

NOTE: Item 4 and 5 are delivered exclusively with the headlamp complete, item No. 1.

Exhaust pipe and Silencer

Item	Part No.	Spare part	Pcs
1			
2	S 22—0109.100	Exhaust silencer complete	1
3	S 22—0109.007	Exhaust silencer core complete	1
4	S 12—0109.120	Tube complete	1
5	S 12—0109.005	Screw H 4×6	1
6	S 22—0109.200	Exhaust pipe complete (shorter)	1
7	S 11—0109.110	Exhaust pipe clamp	1
8	S 11—0109.111	Screw M 5×15	1
9	S 11—0302—105	Spring washer dia. 5.1	1
10	S 11—0302.004	Nut M 5	1
11	S 22—0109.003	Exhaust silencer holder	1
12	S 22—0601.103	Screw M 6×10 ČSN 021103	1
13	S 11—0301.009 A	Spring washer dia. 6.4	1
14	S 11—0401.212	Nut M 6	1
15	S 22—0109.009	Washer (rubber 622227)	1

Frame

Item	Part No.	Spare part	Pcs
1	S 22—0201.100	Frame I	1
2	S 22—0201.025	Rear wheel fork complete	1
3	S 11—0301.202 B	Bush of pivoted fork dia. 15.8/24.7	2
3a	S 22—0201.034	Spacing bush dia. 14/2×115	1
4	S 22—0201.021	Bolt of rear wheel fork (OK 17×150)	1
5	S 11—0401.007	Spring washer dia. 10.2 ČSN standard 02 1740.02	1
6	S 11—0401.008	Nut M 10	1
7	S 11—0105.005	Screw M 8×50 ČSN standard 02 1101	2
8	S 11—0105.007	Spring washer dia. 8.2, ČSN standard 021740.05	3
9	S 11—0105.006	Nut M 8 ČSN standard 02 1401	3
10	S 22—0105.001	Cylinder head screw M8×55	1
11	S 22—0301.019 (551—41—018)	Buffer (grey rubber) No. 3126	4
12	S 22—0201.031	Stiffener of saddle complete	1
13	A S 22—0201.007 (359—41—034)	Cup	2

Telescopic shock absorber

Item	Part No.	Spare part	Pcs
1	303—9646.00	Telescopic shock absorber MOPED	(2)
2	S 22—0201.043	Screw M 10×39	4
3	S 11—0401.007	Spring washer dia. 10.2 ČSN standard 02 1740.02	2
4	S 11—0401.008	Nut M 10 OK 17×8	2
5			
6	403—6905.10	Bottom hinge	2
7*	403—6404.49	Guide tube — complete (piston)	2
8	403—0900.72	Polyamid washer dia. 14/7×2	4
9**	403—8039.01	Guide complete	2
10	403—7711.26	Rubber buffer ZZN 3116	2
11	403—6905.11	Top hinge	2
12	ČSN 02 1181	Adjusting screw M 5×6	2
13	ČSN 02 2170	Peg. dia 3×22	2
14	403—6830.02	Bottom cover	2
15	403—4500.62	Spring dia. 5.3×161 ± 2/I	2
16	403—5611.08	Top cover	2
17	403—4510.20	Circlip	4
18	403—7711.27	Rubber insertion ZZN 3116	4
19	403—6400.30	Spacing tube dia. 13/1,5×22	4

NOTE:

* The piston of the telescopic shock absorber comprises the guide tube part No. 403-6404.49, plug part No. 403-6002.75, peg dia. 3×10 part No. ČSN standard 02 2170.

** Comprises the following parts: guide proper part No. 403-6909.18 and three bushes part No. 403-6700.10, which are pressed into the guide.

Front wheel fork

Item	Part No.	Spare part	Pcs
1	S 22—0301.600 (551—41—300)	Welded fork	1
2	S 22—0301.500 (551—41—010)	Headlamp housing complete	1
3	S 22—0301.017 (551—41—016)	Grommet r. h. side — rubber	1
4	S 22—0301.018 (551—41—017)	Grommet l. h. side — rubber	1
5	S 22—0301.019 (551—41—018)	Buffer of steering	2
6	6 11148—2069	Screw M 5×10 ČSN standard 02 1148	2
7	6 11735 0084	Spring washer dia. 8.4 ČSN standard 425352.41	2
8			
9			
10	S 11—0301.201 B	L. h. side rocker arm	1
11	S 11—0301.301 B	R. h. side rocker arm	1
12	S 11—0301.202 B	Bush of rocker arm	2
13	S 11—0302.208 B	Pin of rocker arm	2
14	S 11—0301.209 B	Felt ring 21×26×2	4
15	S 11—0301.203 B	Screw M 8×40 ČSN standard 02 1101	2
16	S 11—015 007	Spring washer dia. 8.2 ČSN standard 02 1740	3
17	6 11401 2008	Nut M 8 ČSN standard 02 1401	3
18	S 11—0301.205 B	Screw M 8×15 ČSN standard 02 1103	2
19	S 11—0301.204 B (90.410)	Lubricating nipple M 5×0.8	2
20	S 11—0301.206 B	End piece — top — complete	2
21	S 22—0301.039	Rubber insertion	1
22	S 11—0301.211 B	Spring	2
23	S 11—0301.009 A	Spring washer dia. 6.1 ČSN standard 02 1740	2
24	S 11—0401.212	Nut M 6 ČSN standard 02 1401	2
25			
26	S 22—0301.200 (551—40—010)	Tube complete	1
27	S 22—0301.013 (551—40—021)	Bolt	1
28	(6—01210 0009)	Ball dia. 5	42
29	(359—41—034)	Cup	2

Front wheel fork

Item	Part No.	Spare part	Pcs
30	S 22—0301.014		
	(551—40—022)	Lid	1
31	S 22—0301.015		
	(551—40—023)	Washers as required	x
32	S 22—0301.027		
	(151—41—007)	Nut	2
33			
34			
35	S 22—0604.001/A	Buzzer PAL 6 V, 2.5 Amps.	1
36	S 22—0604.002/A		
	(551—60—064)	Ruuber pad	
37	S 22—0301.032		
	(551—44—014)	Metal insertion	1
38	S 22—0604.003/A	Screw M 3×15 ČSN standard 02 1146	3
39			
40	S 11—0303.600/C	Speedometer complete (RMOP 60-02-1.0)	1
41	N	Stirrup	(1)
42	6 11403-2110	Nut M 10×1 ČSN standard 02 1403	(1)
43	S 22—0301.040/A	Speedometer drive (900/930 long) M10×1	1
44	S 11—0303.603/C	Gearbox complete of speedometer	1
	S 11—0301.204/B	Lubricating nipple M 5×0.8	(x)
	(90—410)		
—	S 22.0301.041/A	Rubber pad of speedometer	

Front wheel mudguard

Item	Part No.	Spare part	Pcs
1	(551—43—002)		
	S 22—0302.000	Front mudguard complete	1
2	6 11103 1103		
	S 11—0109.001	Screw with hexagonal head M 6×10	2
3	6 11735 0064	Bend washer dia. 6.4	2
4	6 11401—1006	Nut M 6 ČSN standard 01 1401	2
5	S 22—0302—006	Brake operating cable grommet	1

Rear wheel mudguard

Item	Part No.	Spare part	Pcs
1	S 22—0202.000	Rear wheel mudguard	1
2	S 22—0202.003	Mudguard stiffening insertion	1
3		Screw M 5×12 ČSN standard 02 1134	6
4	S 11—0401.206	Washer dia Ø 5,2×18×0.8 ČSN 425350.20	6
5	S 11—0302.105	Spring washer dia. 5.1	6
6	S 11—0302.004	Nut M 5	6
7	6 11103 1068	Screw M 5×8 ČSN standard 02 1103	3
8	S 11—0302.105	Spring washer dia. 5.1	3
9	S 22—0202.006	Washer dia. 5.1×1	3
10	S 11—0302.004	Nut M 5	3
11	S 11—0501.201	Cable grommet (rubber)	1

Stand of the machine

Item	Part No.	Spare part	Pcs
1	S 22—0205.000 A	Stand complete	(1)
2	S 22—0205.100 A	Stand	1
3	S 22—0205.105 A	Spring of the stand	1
4	S 22—0205.103	Pin of the stand dia. 12×62	1
5	S 11—0205.005 A	Washer dia. 13	1
6	S 11—0205.004 A	Split pin dia 3×18	1
7			

Luggage carrier

Item	Part No.	Spare part	Pcs
1	S 22—0601.000	Luggage carrier complete	1
2			
3		Screw M 6×10 ČSN standard 02 1134	6
4	S 11—0401.211	Spring washer dia. 6.4 ČSN standard 02 1701.15	6
5	S 11—0401.212	Nut M 6 ČSN standard 02 1401	6

Fuel tank

Item	Part No.	Spare part	Pcs
1	S 22—0204.000	Fuel tank complete 5.5 lit or 1.21 imp. gals.	1
2	S 22—0204.009	Fuel tank filler cap (polyamid material)	1
3	S 11—0503.002	Grommet made of black rubber	1
4	S 22—0204.014	Spacer dia. 10×1.5×12 ČSN standard 42 6710.2	1
5	2—52—09	Sealing ring of fuel tap dia 19/14×1	1
6	2—66—45	Two-way fuel tap, horizontal, 14-K-12	1
7	S 11—0204.010	Hose dia. 9/6×140	1
8	S 22—0204.017	Rubber sealing pad (4×50×70)	1
9	S 22—0204.007	Fuel tank stirrup (2 mm thick)	1
10	S 11—0401.211	Spring washer dia. 6.4	2
11	S 11—0401.212	Nut M 6	2
12	S 22—0204.008	Rubber pad 4×22.5	1
13			

Fuel tank cover

Item	Part No.	Spare part	Pcs
1	S 22—0204.400	R. h. side cover	1
2	S 22—0204.500	L. h. side cover	1
3		Screw M 6×22 ČSN standard 02 1134	1
4	S 11—0401.211	Spring washer dia. 6.4	1
5	S 11—0401.212	Nut M 6	1
6	S 11—0302.104	Screw M 5×8	1
7	S 11—0302.105	Spring washer dia. 5.1	1
8	S 11—0302.004	Nut M 5	1

Chain guard

Item	Part No.	Spare part	Pcs
1	S 22—0605	Chain cover complete	1

Saddle

Item	Part No.	Spare part	Pcs
1	S 22—0203.000	Saddle complete	1
2	S 22—0203.010	Wing nut M 8	1

Rear lamp

Item	Part No.	Spare part	Pcs
1	S 11—0504.000	Rear lamp complete	(1)
2	S 11—0504.001	Rear lamp housing complete (PVS with lense)	1
3	S 11—0504.004	Base plate (PVC)	1
4	S 11—0504.005	Shim	1
5	S 11—0504.010	Screw M 5×8 ČSN standard 02 1233.04	1
6	S 11—0504.006	Socket for electric bulb	1
7	S 11—0504.009	Screw M 4×15 ČSN standard 02 1103	1
8	S 11—0302.007	Spring washer dia. 4.1	1
8a	S 11—0504.014	Washer dia. 8.5/4.3×0.8 ČSN standard 02 1702.12	1
9	S 11—0302.008	Nut M 4 ČSN standard 02 1041	1
10	ČSN 36 0154	Electric bulb 12 V, 3 watts 10/13 type No. 5643	1
11	S 11—0504.211	Screw M 4×12 ČSN standard 02 1239.07	1

Front wheel

Item	Part No.	Spare part	Pcs
—	S 22—0401.000 B	Front wheel complete with sreel rim less tyre and tube	(1)
1	S 22—0401.100	Brake drum with bearings and steel rim	(1)
2	S 11—0401.200 A	Back plate with brake shoes for cam 10	1
3	S 11—0401.001	Shaft dia. 16/10×159,5/145.5	1
4	S 11—0401.007	Spring washer dia. 10.2 ČSN standard 02 1740.02	1
5	S 11—0401.008	Nut M 10 OK 17×8	1
6	S 11—0401.101 A	Wheel hub complete	1
7	S 11—0401.112	Securing ring 26×1.2	2
8	S 11—0401.107	Ball bearing 6000	2
9	S 11—0401.113	Spacer dia. 25×10×10	1
10	S 11—0401.111	Ring dia. 26.3×10.2×4	1
11	S 11—0401.110	Spacer dia 16/10.1×37.5	1
12	S 11—0401.109	Ring dia. 25.8/15.7×3	1
13	S 22—0401.001	Steel rim 2¼″×23″, material 1.25 thick	1
14	S 11—0401.106	Spoke 3×195	36
15	S 11—0401.105	Nipple M 3 ČSN standard 30 7653.7	36
16	S 22—0401.009	Brake back plate	1
17	S 11—0401.214	Brake lining „Rubokol"	(2)
18	S 11—0401.216 A	Brake shoe with lining for cam 10	2
19	S 11—0401.213	Spring dia. 3	1
20	S 11—0401.251	Brake cam dia. 10	1
22	S 11—0401.206 A	Washer dia 10.5	1
23	S 11—0401.210	Spring	1
24	S 11—0401.208 A	Lever complete for cam 10	1
25	S 11—0401.211 A	Washer dia. 8.4	1
26	S 11—0401.212 A	Nut M 8×1	1
27	S 11—0401.114	Rubber seal (inside dia. 26 mm)	2
31	S 11—0401.004 B	Spacer dia. 16/10.3×8.4	1
32*	S 11—0401.006 B	Spacer dia. 16/10.3×14	1
—	—	Tyre 2¼″×23″	
—	—	Tube 2¼″×23″	
—	—	Insert under tube 23″	

* If speedometer drive box is used, this spacer is not applicable.

Rear wheel

Item	Part No.	Spare part	Pcs
	S 22—0402.000 B	Rear wheel complete less tyre	
1	S 22—0402.010	Spindle dia. 16/10×182/168 mm	1
2	S 11—0401.007	Washer dia. 10.2 ČSN standard 02 1740.02	1
3	S 11—0401.008	Nut M 10 OK 17×8, ČSN standard 42 6530	1
4	S 22—0402.005	Brake reaction buffer	1
5	S 11—0402.101	Chainwheel rivited	1
5a*	S 11—0402.100	Chainwheel complete	(1)
6	S 11—0402.111	Spacer dia. 22/15×11 mm	1
7	S 11—0402.113	Rivet 3×12	3
8	S 11—0402.114	Rivet 3×12	3
9	S 11—0402.105	Ring	1
10	S 11—0402.107	Bearing 6202 ČSN standard 02 4636	1
11	S 11—0402.108	Bush	1
12	S 11—0402.106	Cover	1
13	S 11—0402.112	Nut M 15×1.5	1
14			
15	S 22—0402.012	Chain 12.7×4.8 108 links (MOFA) incl. connecting link	1
15a	S 11—0402.701	Chain connecting link	1
16	S 11—0402.500	Chain adjuster, l. h. side	1
16a	S 11—0402.401	Chain adjuster, r. h. side	1
17	S 11—0401.211	Washer dia. 6.4 (one on rear brake tie rod)	3
18	S 11—0401.212	Nut M 6 OK 10×10 ČSN standard 02 1401	2
19	S 22—0402.100	Rear brake tie rod complete	(1)
20	S 22—0402.101	Tierod of rear brake dia. 5.2×552	1
21	S 11—0402.303	Tierod spring	1
22	S 11—0304.110	Nut of tierod	1
23	S 22—0402.006	Lid. for cam dia. 10	1
—	S 11—0402.600 A	Backplate with shoes for cam 10	(1)

Spare parts of rear wheel given further are identical with those of the front wheel, refer to page **).

NOTE: * Comprises items 5, 8, 9, 10, 12, all of which are riveted to the wheel by menas of rivets, item No. 7.

Rear wheel (parts identical with those of the front wheel) refer to page

Item	Part No.	Spare part	Pcs
1	S 22—0401.100	Brake drum with bearings and steel rim 2¼″×23″	(1)
6	S 11—0401.101 A	Hub complete	1
7	S 11—0401.112	Securing ring dia. 26×1.2 ČSN standard 02 2931	2
8	S 11—0401.107	Ball bearing 6000 ČSN standard 02 4633	2
9	S 11—0401.113	Spacer dia. 25/10×10	1
10	S 11—0401.111	Ring dia. 26.3/10.2×4, sheet 0.5 mm thick	1
11	S 11—0401.110	Spacer dia. 16/10.1×37.5	1
12	S 11—0401.109	Ring dia. 25.8/15.7×3, thickness 0.5	1
13	S 22—0401.001	Steel rim 2¼″×23″, thickness of material 1.25	1
14	S 11—0401.106	Spoke 3×195	36
15	S 11—0401.105	Nipple of spoke M 3 ČSN standard 30 7653.7	36
17	S 11—0401.214	Brake lining 16×3 "RUBOKOL"	(2)
18	S 11—0401.216 A	Brake shoe with lining for cam dia. 10	2
19	S 11—0401.213	Spring dia. 3	1
20	S 11—0401.251	Brake cam dia. 10	1
22	S 11—0401.206 A	Washer dia. 10.5	1
23	S 11—0401.210	Spring	1
24	S 11—0401.208 A	Lever complete for cam dia. 10	1
25	S 11—0401.211 A	Washer dia 8.4/15×1	1
26	S 11—0401.212 A	Nut M 8×1	1
27	S 11—0401.114	Rubber seal dia. 26	1
—		Tyre 2½″×23″	1
—		Tube 2¼″×23″	1
—		Tube insertion band 23″	

Handlebars

Item	Part No.	Spare part	Pcs
1	S 22—0303.000	Handlebars complete (less cable protecting tube)	(1)
1a	S 22—0303.000 A	Handlebars complete with cable guides for throttle valve cable and gear engaging cable	(1)
2	S 22—0303.200	Handlebars with brackets	1
3	S 11—0303.213	Screw M 6×6	2
4	S 11—0303.305	L. h. side lever with pawl	1
5	S 11—0303.402	Decompressor lever	1
6	S 11—0303.403	Insertion	1
7	S 11—0303.404	Spacer of lever	1
8	S 11—0303.217	Plug	2
9	S 11—0303.218	Screw M 5×10	2
10	S 11—0303.301	L. h. side grip, complete	1
11	S 11—0303.405	Screw M 3×18	1
12	S 11—0303.401	Holder	1
13	S 11—0303.406	Nut M 3	1
14	S 11—0303.109	Handlebar spindle conical plug	1
15	S 11—0303.107	Handlebar spindle	1
16	S 11—0303.108	Washer	1
19	S 11—0303.210	Screw M 6	2
20	S 11—0303.206	Ring complete	1
21	S 11—0303.214	Catch (one in gear engagement)	2
22	S 11—0303.201	Grip made of plastic material (PVC)	(2)
23	S 11—0303.205	R. h. side grip	1
24	S 11—0303.501	Lever r. h. side	1
25	S 11—0303.311	Screw M 5×15	2
26	S 11—0303.403	Spacer of lever	2
27	S 11—0303.308	Bush of lever	2
28	S 11—0303.312	Washer dia. 5.3	2
29	S 11—0302.004	Nut M 5	2
30	S 11—0303.320	Ring complete	1
31	S 12—0505.000	Lid with push button (dipswitch of light)	1
32	S 22—0505.001	Screw M 3×28, 02-113.3	1
32a	6 11740.1041	Spring washer 3 mm	1
32b	S 11—0303.406	Nut 3 mm	1
33*	S 11—0303.318	Insertion of gear engaging mechanism	1
35	S 11—0303.309	Pawl	(1)

Cable guides

Item	Part No.	Spare part	Pcs
1	S 11—0304.100	Cable guide of front brake complete dia. 2, 1145 mm long	(1)
2	S 11—0304.109	Thrust cup dia. 10×1×15	1
3	S 11—0304.110 (551—46—048)	Nut M 6 20×15	1
4	S 11—0303.213	Screw M 6×6	1
5	S 11—0304.207	End piece dia. 8 (one for item 8)	2
6	S 22—0304.100	Cable guide of clutch complete, dia. 2, 1165 long	(1)
7	S 11—0303.213	Screw M 6×6	1
8	S 11—0304.300	Cable guide complete for gear engaging mechanism, dia. 1.6, 1035 long	(1)
8a	S 11—0304.111	Adjusting screw	1
8b	S 11—0304.112	Nut	1
8c	S 11—0304.306	Spacing tube	1
9	S 11—0303.213	Screw M 6×6	1
10	S 11—0304.207	End piece dia 8	1
11	S 11—0304.400	Decompressor cable guide complete dia. 1.6, 720 long	(1)
12	S 11—0304.500	Throttle valve operating cable guide complete dia. 1.6 912 long	1

Electrical equipment - Conduits

Item	Part No.	Spare part	Pcs
(1)	S 22—0501.400 A	Cable engine-buzzer, complete	(1)
2	S 22—0501.007/A	Conduit HXL (yellow) dia. 0.5×600 mm	1
3	S 22—0501.005	Protecting tube of PVC (pastic material) dia. 3×0.75×150	1
4*	S 11—0501.101	Conduit end piece (eylet)	7*)
5*	S 11-0501.102	Protecting (insulating) tube PVC, dia. 4.5×75×20 (blue)	7*)
6			
(7)	S 22—0501.300/A	Electric wire for lights, complete	(1)
8	S 22—0501.002	Electric wire from dipswitch to headlamp 2×dia. .5×420 (white)	1
9	S 22—0501.006/A	Electric wire from buzzer to witch 2× .5×420 (black)	1
10	S 22—0501.004	Protecting tube made of plastic material (PVC) dia. 6× .75×280 (blue)	1
11			
12			
13			
(14)	S 22—0501.200	Rear lamp electric wire complete	(1)
15	S 22—0501.003	Rear lamp electric wire with eylet 2× .5×1800 (black)	1
16	S 11—0501.003	Protecting tube made of plastic material (PVC), dia 3 dia. 75×300 (light grey)	1
17			
18			
19			
20**	151—63—195	Interference suppressing end piece of sparking plug	1

*) The number 4 and 5 indicates number of pieces of all the electric wires (items Nos. 1, 7 and 14).

**) When the PAL 14-7 RZ sparking plug is utilized, Part No. 353-13-010 (with built-in suppressor of interference) instead of the non-suppressed electric wire end piece No. 355-66-062.

Tyre pump

Item	Part No.	Spare part	Pcs
1	S 11—0603.000	Tyre pump complete	1
2	353—71—102	Connecting hose complete	1

Tools

Item	Part No.	Spare part	Pcs
—	S 11—0602.000/A	Set of tools including tool kit	(1)
1	S 11—0602.003	Tyre lever	1
2	S 11—0602.005/A	Pressed spanner, double-ended, 14/17	1
3	S 11—0602.002	Socket spanner 21/22	1
4	S 11—0602.010	Socket spanner 10×55	1
5	S 11—0602.008	Screwdriver	1
6	S 11—0602.009	Multi-hole combination spanner with feeler gauge	1
7	S 11—0602.001/A	Tool kit	1

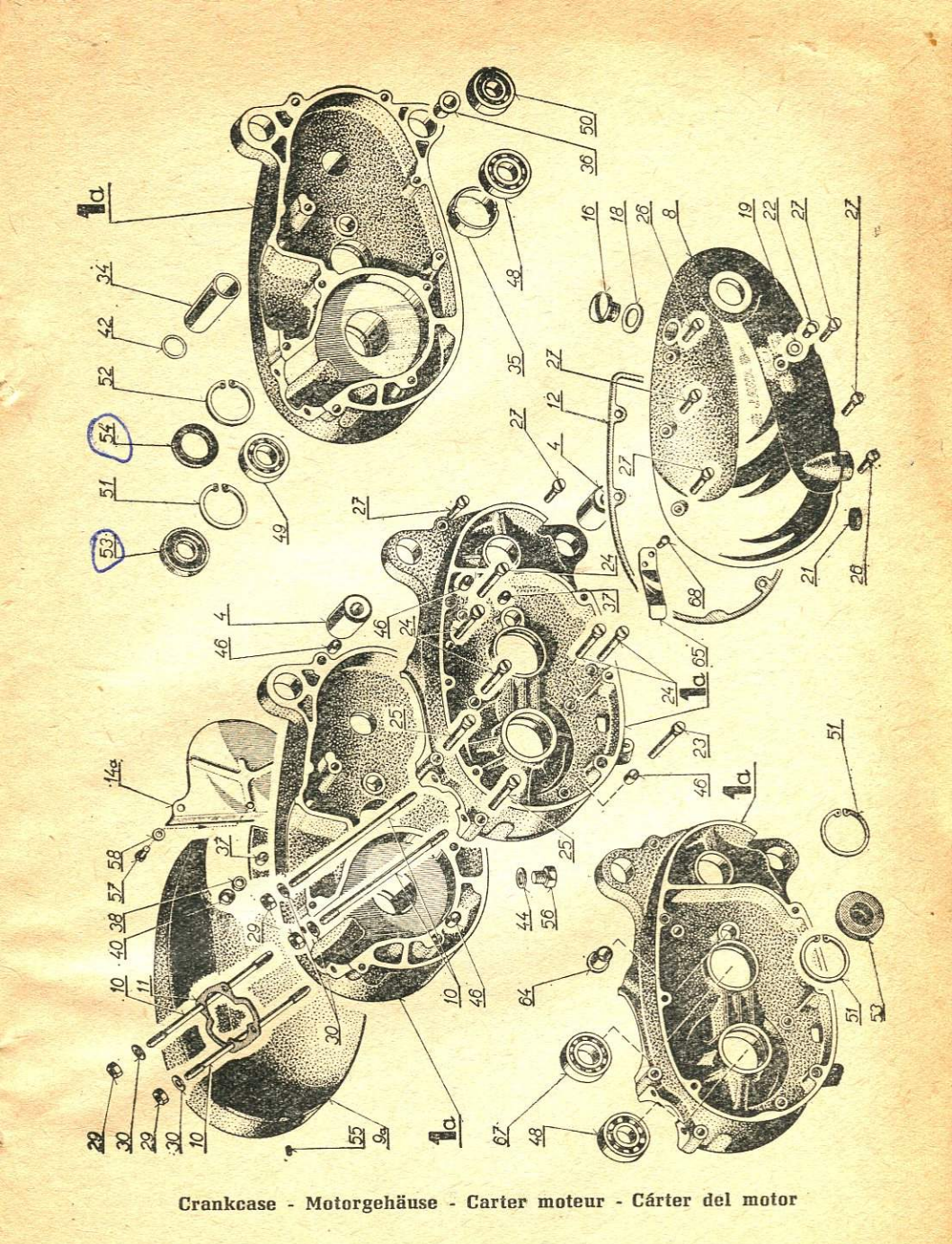

Crankcase - Motorgehäuse - Carter moteur - Cárter del motor

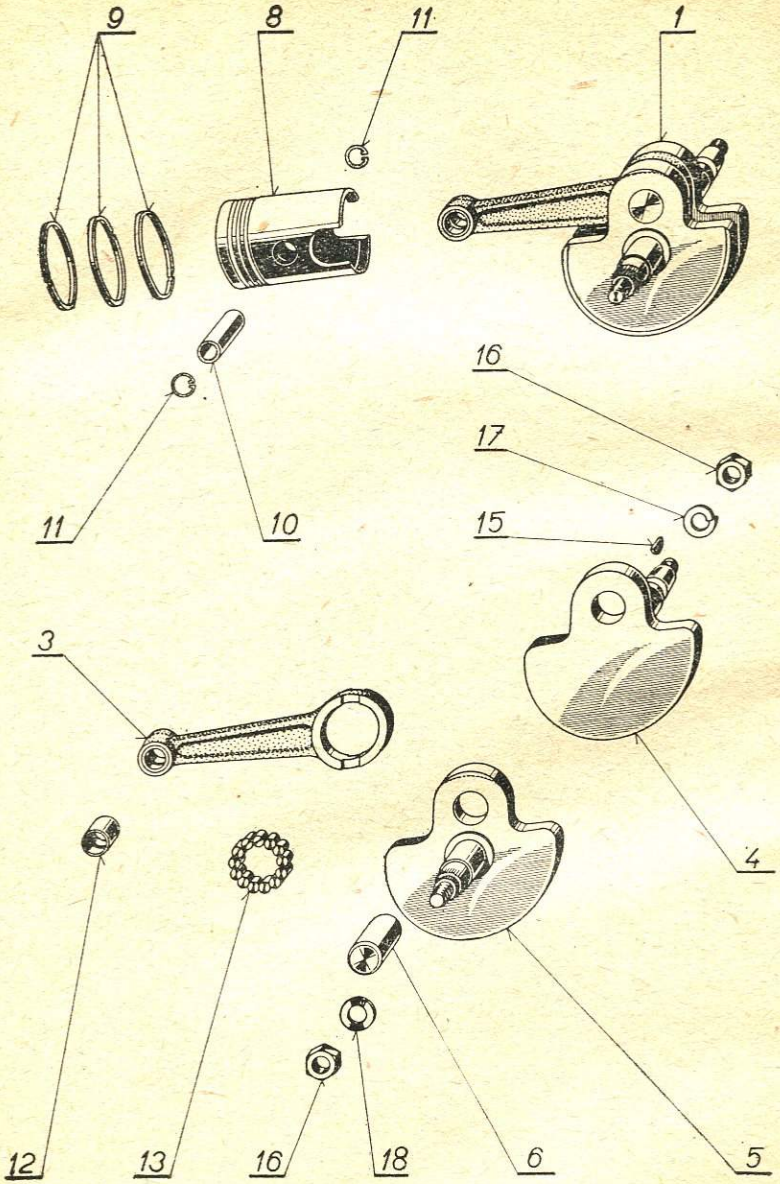

Crankshaft Mechanism - Kurbeltriebwerk - Attelage moteur - Mecanismo de biela

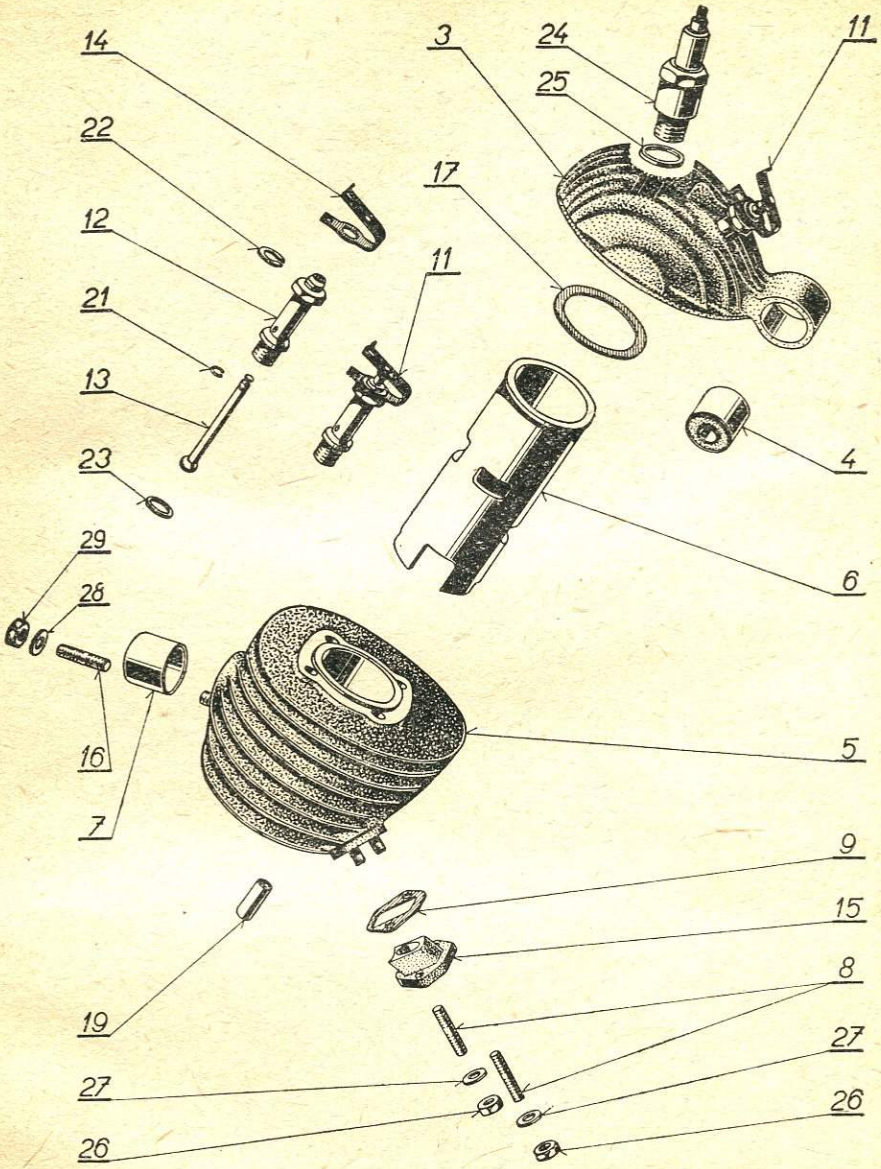

Cylinder Barrel with Cylinder Head - Zylinder mit Zylinderkopf - Cylindre avec culasse - Cilindro con culata

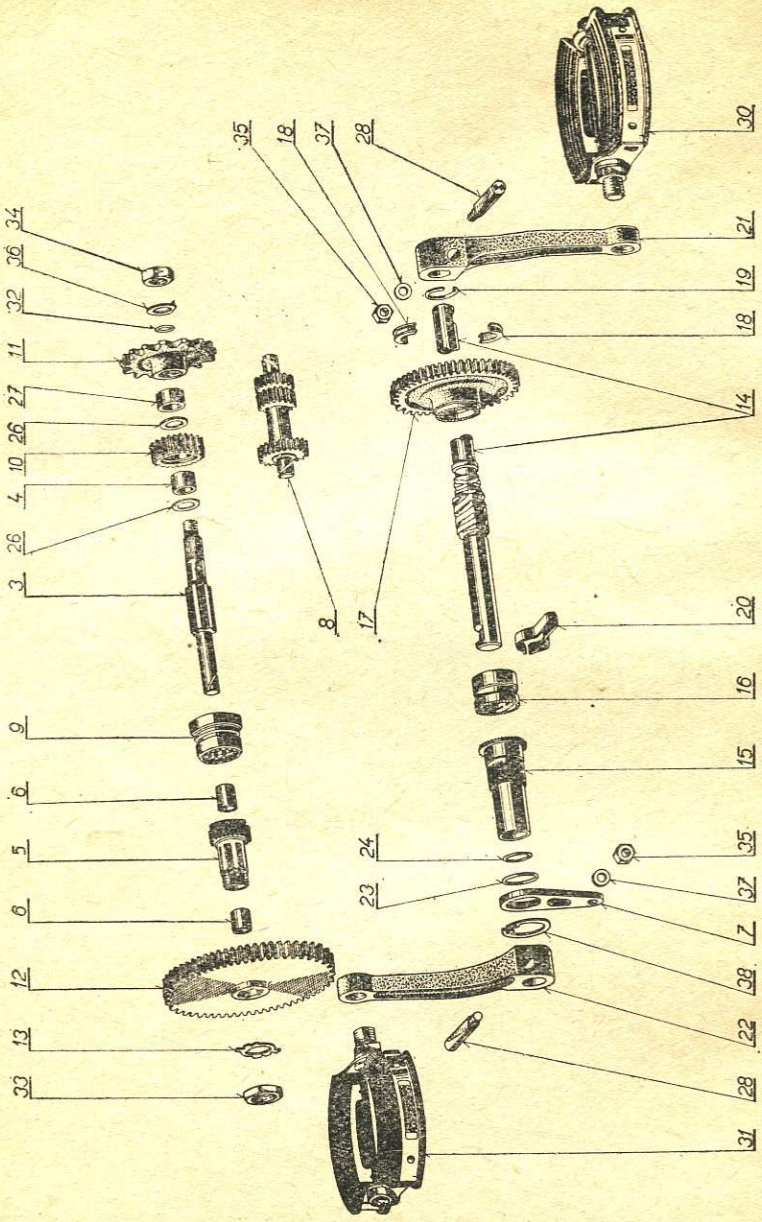

Transmission - Getriebe - Mécanisme de transmission - Transmissiones

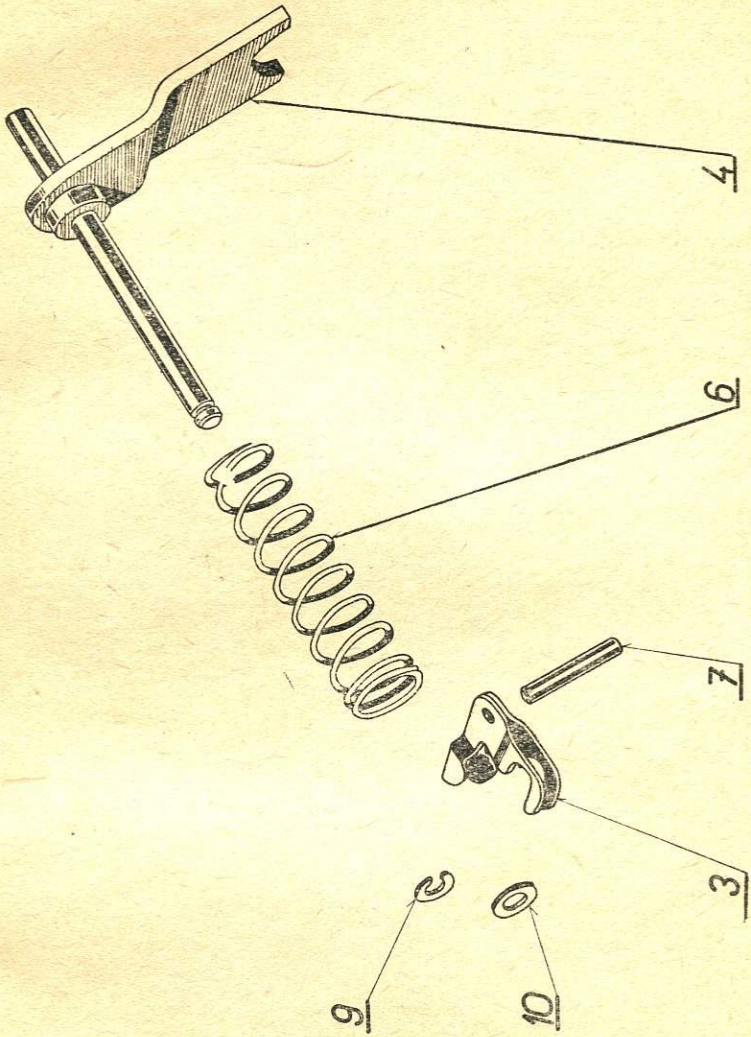

Gear Engaging Mechanism - Schaltwerk - Mécanisme de sélection de vitesses - Cambio de velocidad

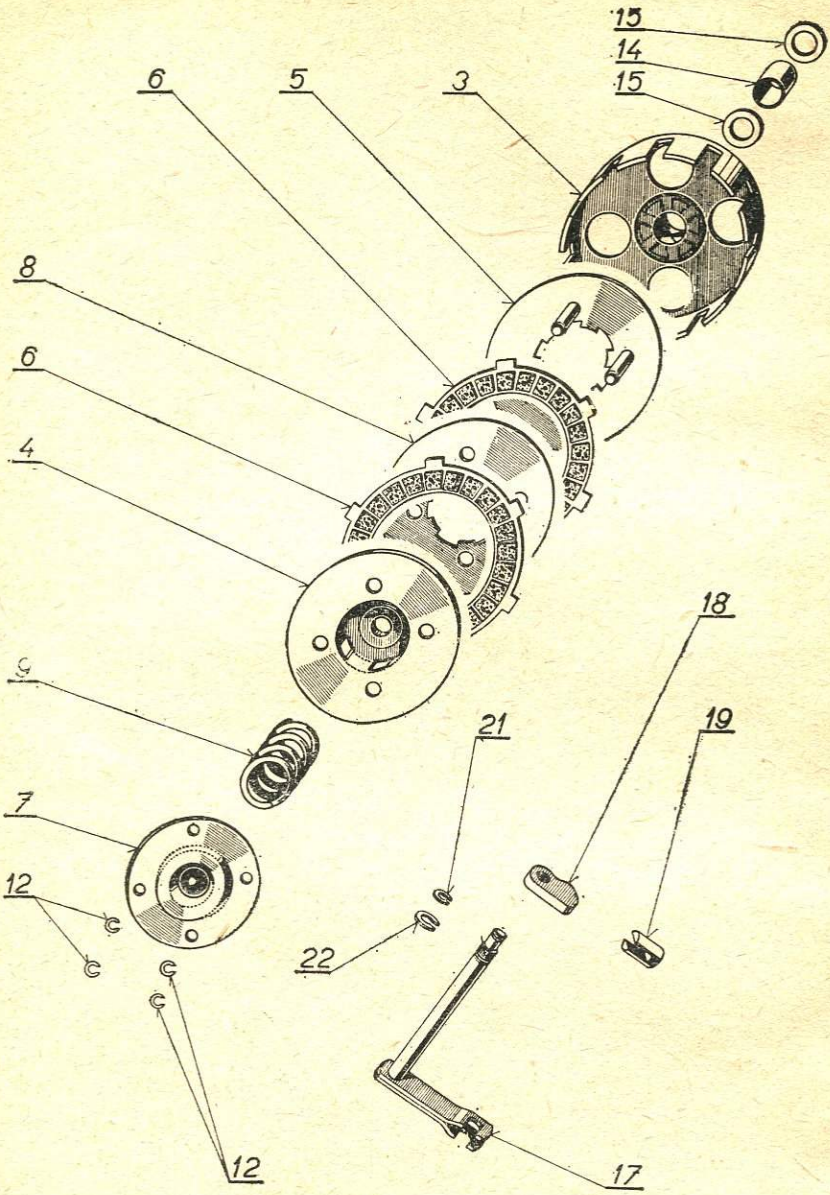

Clutch Complete - Komplette Kupplung - Embrayage - Embrague completo

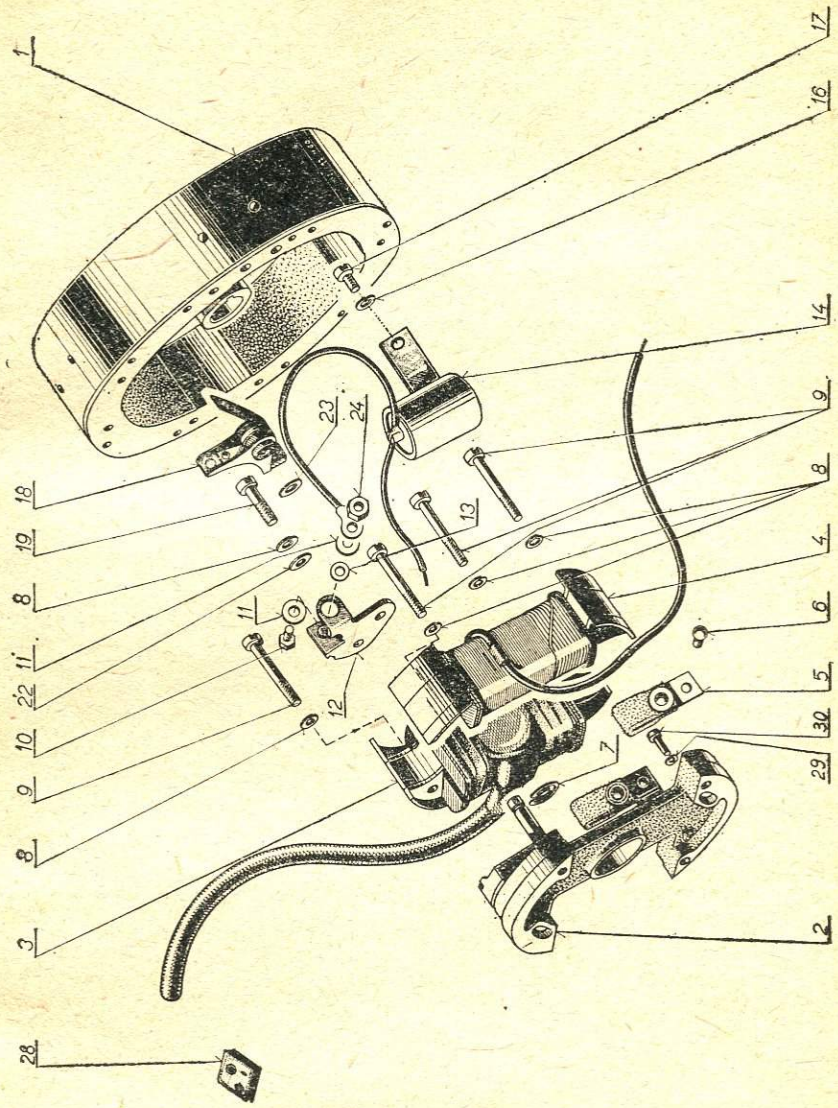

Flywheel Magneto - Schwungrad-Magneto - Magnéto à volant - Magneto de volante

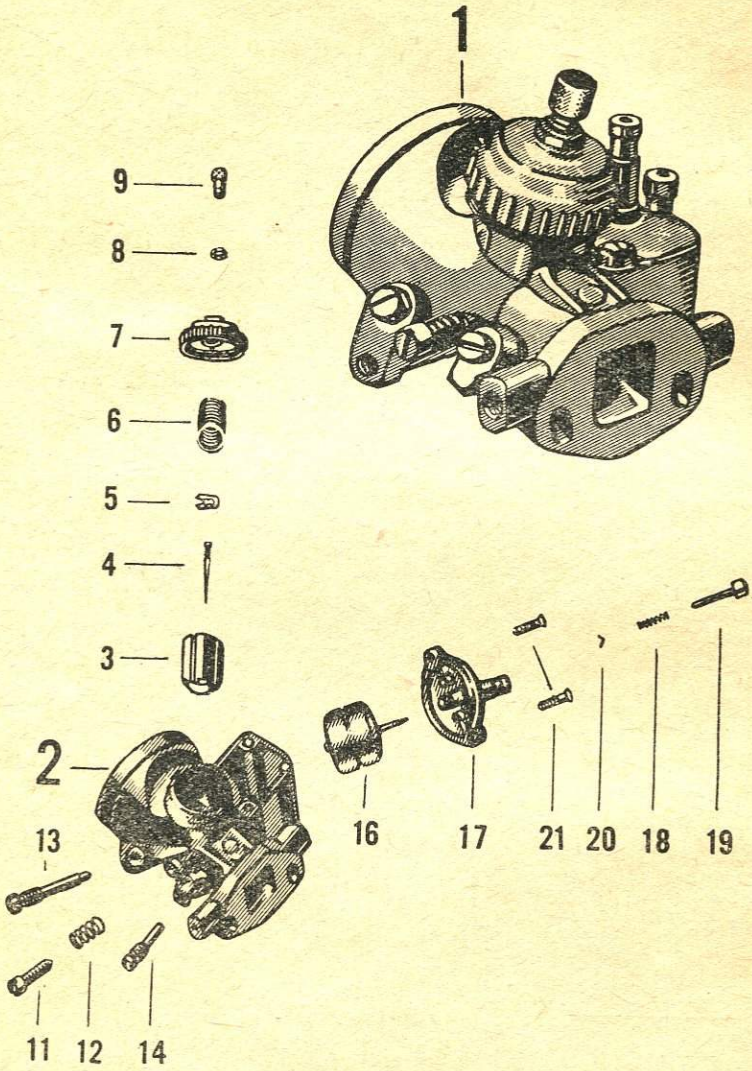

Carburettor Jikov - Vergaser Jikov - Carburateur Jikov - Carburador Jikov

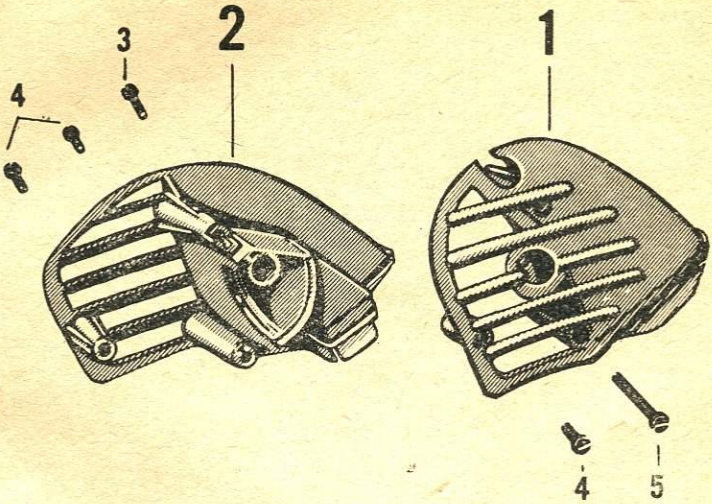

Intake Silencer - Ansaugdampfer - Silencieux d'admission - Silenciador de aspiración

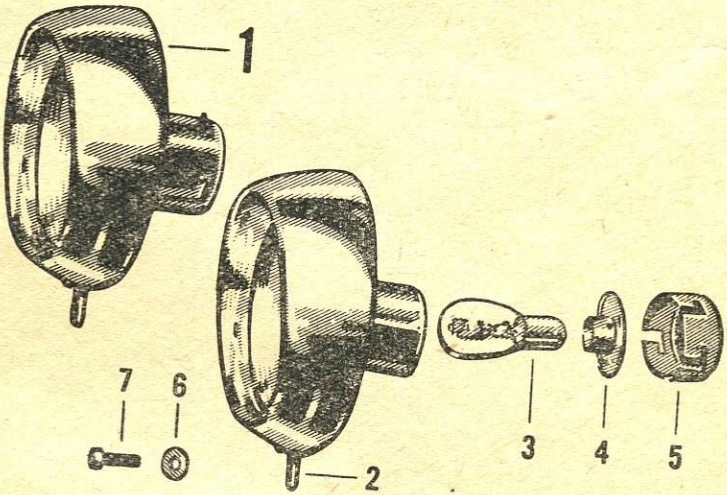

Headlamp - Scheinwerfer - Phare - Faro

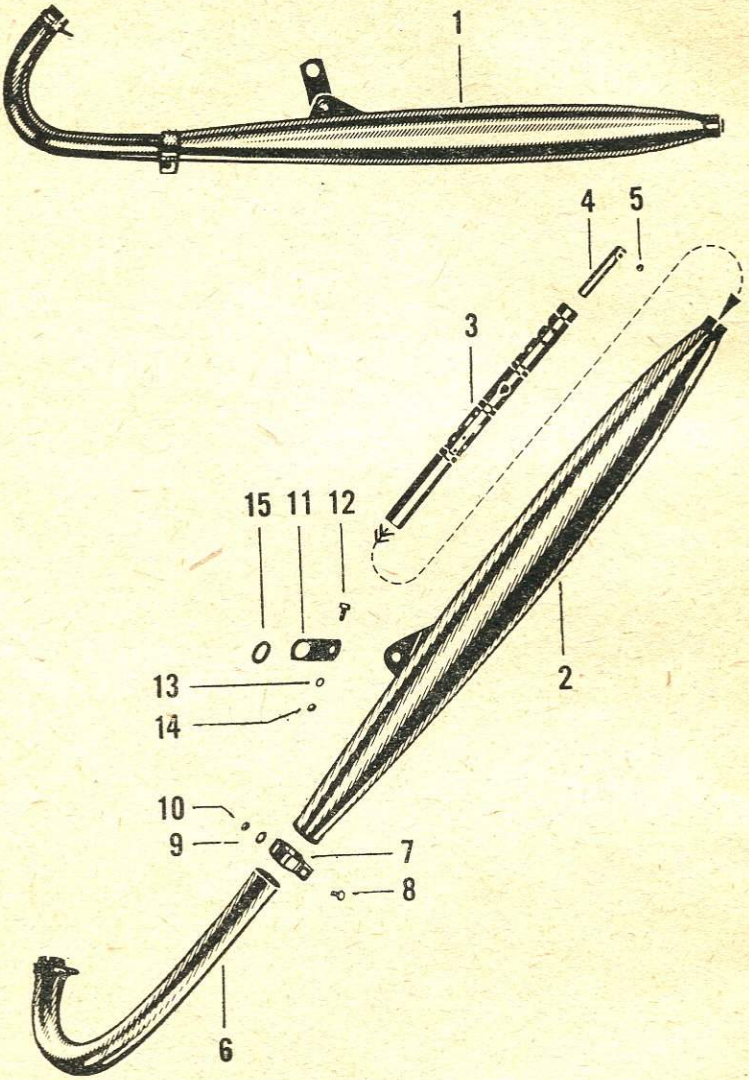

Exhaust Pipe and Silencer - Auspuffrohrleitung und Auspufftopf
Tube d'échappement avec silencieux - Tubería de escape y silenciador de escape

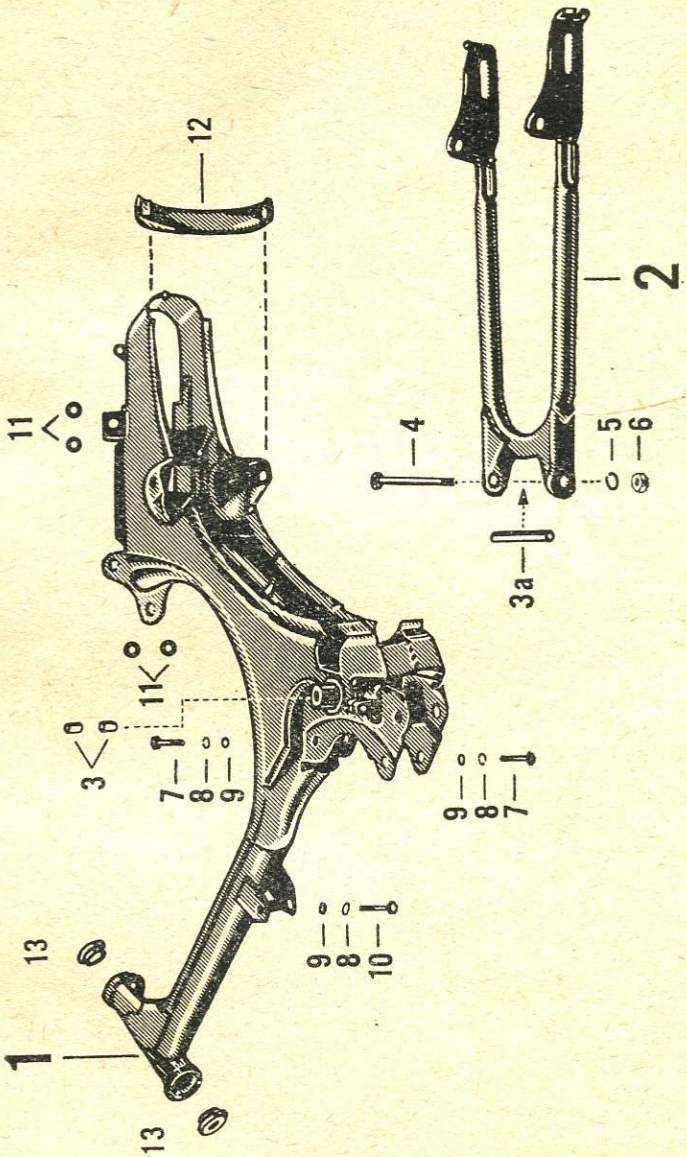

Frame - Rahmen - Cadre - Cuadro

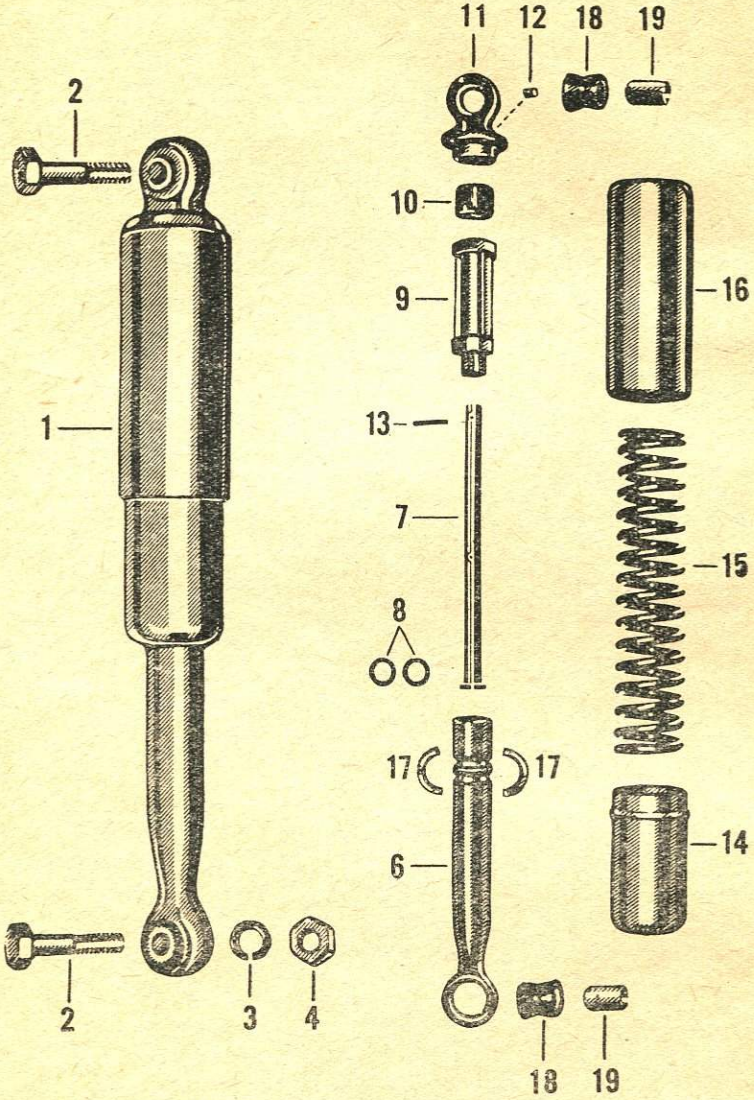

Telescopic Shock Absorber - Elast. Teleskop - Télescope souple - Telescopio elastico

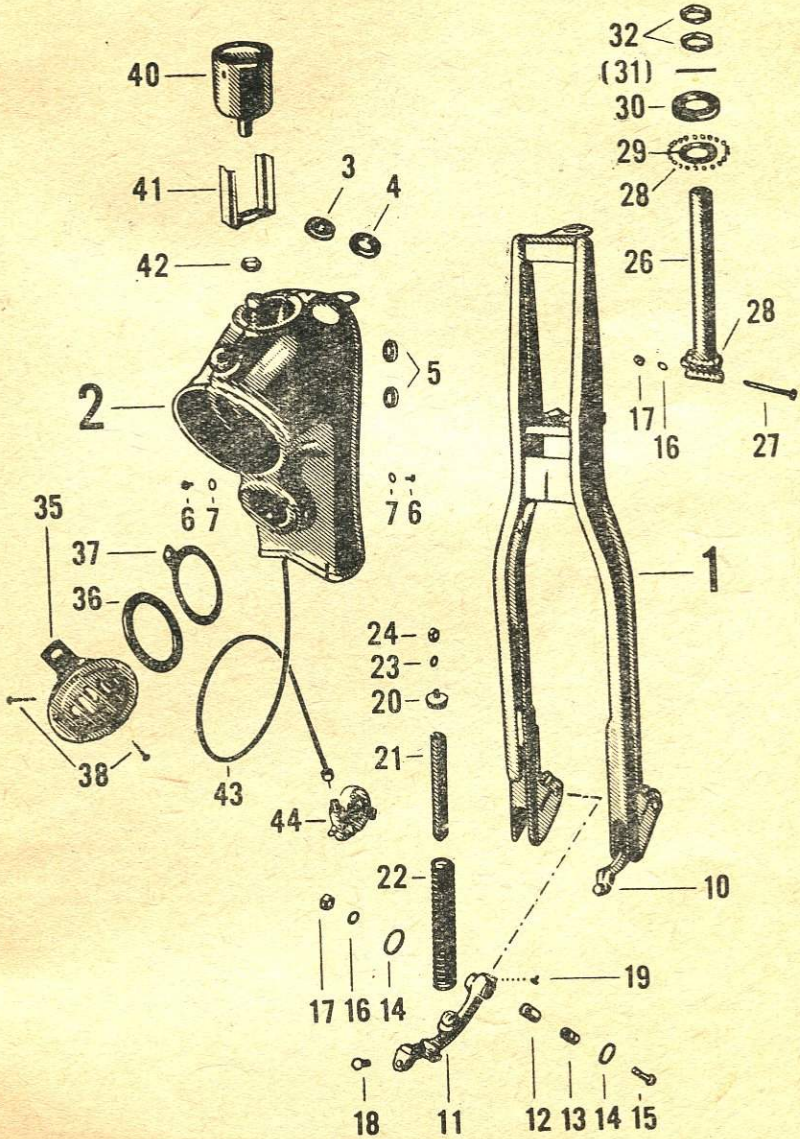

Front Wheel Fork - Fordergabel - Fourche avant - Horquilla delantera

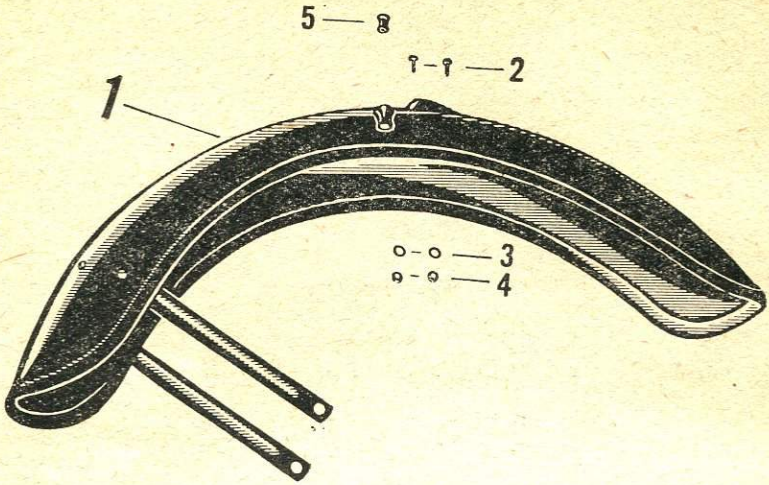

Front Wheel Madguard - Vorderer Kotflügel - Garde-Boue AV - Guardabarros delantero

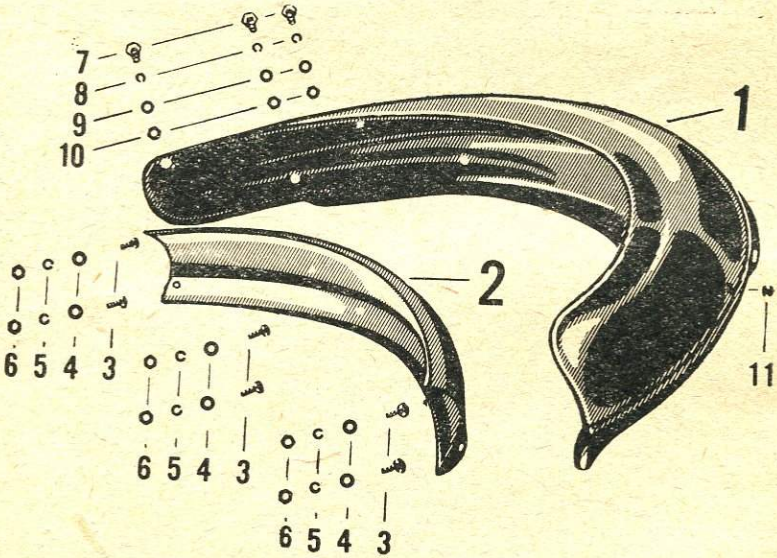

Rear Wheel Madguard - Hinterer Kotflügel - Garde-boue AR - Guardabarros trasero

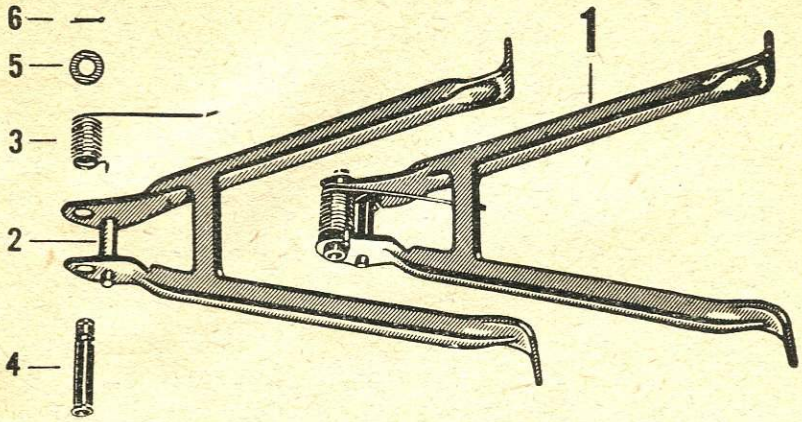

Stand of the Machine - Ständer - Béquille - Soporte

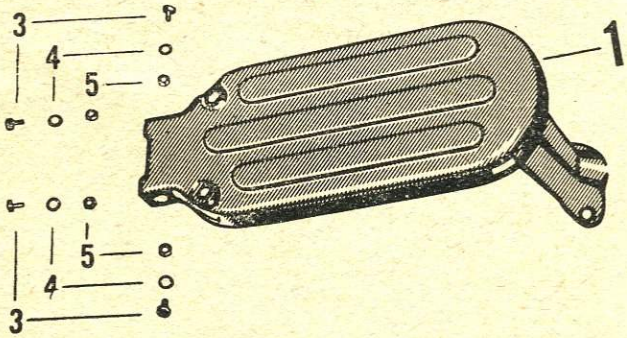

Luggage Carrier - Gepäckträger - Porte-bagage - Portaequipajes

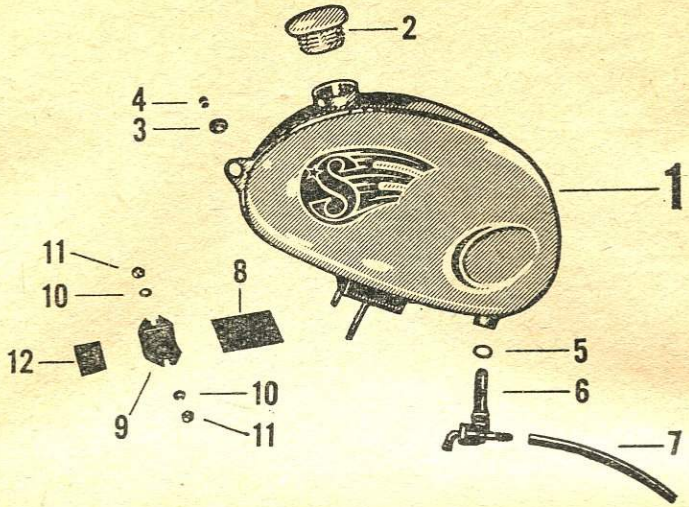

Fuel Tank - Kraftstoffbehälter - Réservoir de carburant - Tanque de combustible



Fuel Tank Cover - Behälterdeckel - Carénage de réservoir de carburant - Cubierta del tanque



Chain Guard - Kettenschützer - Couvre-chaîne - Guardacadena



Saddle - Sattel - Selle - Silla

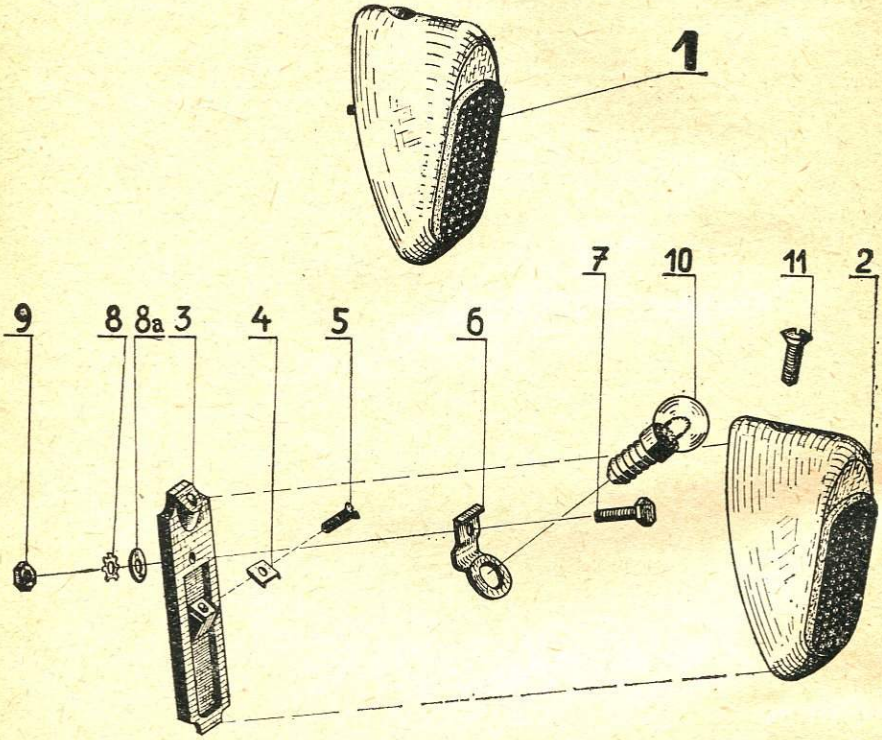

Rear Lamp - Schlusslampe - Lanterne arrière - Luz trasera

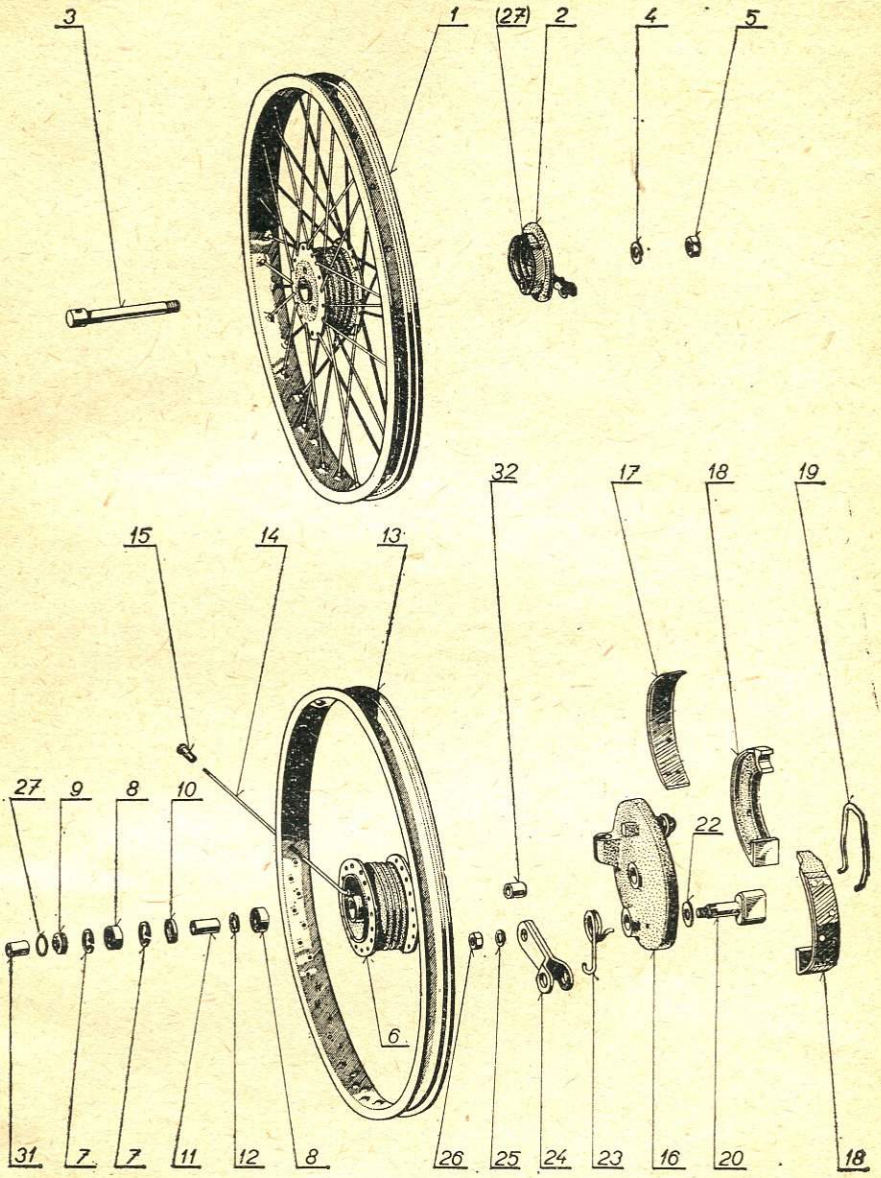

Front Wheel - Vorderrad - Roue AV - Rueda delantera

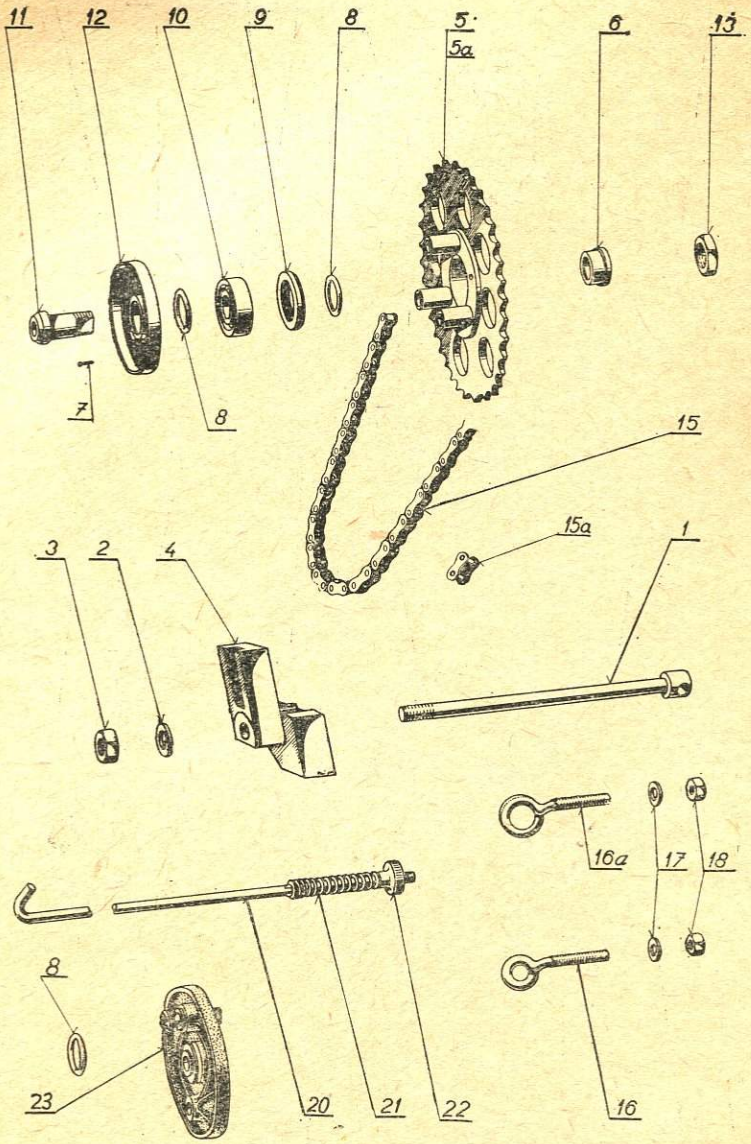

Rear Wheel - Hinterrad - Roue AR - Rueda trasera

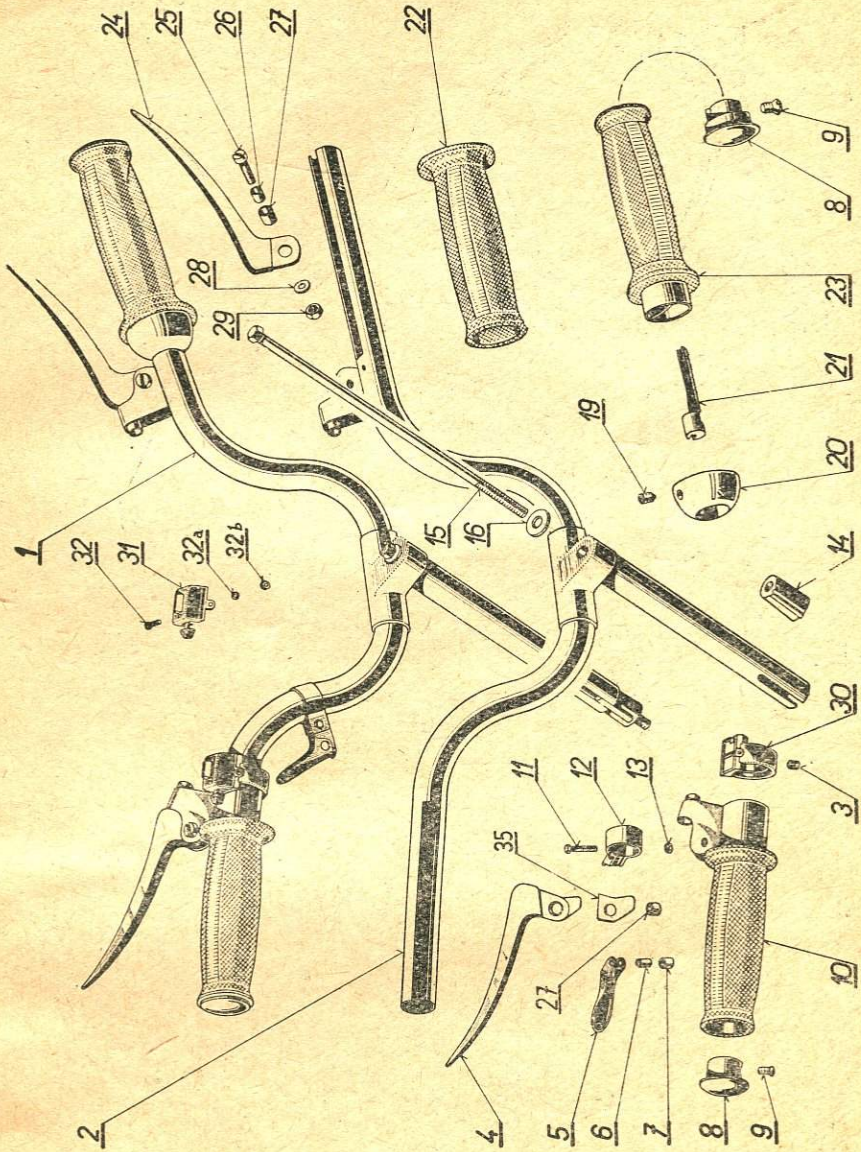

Handlebars - Lenker - Guidone - Manillar

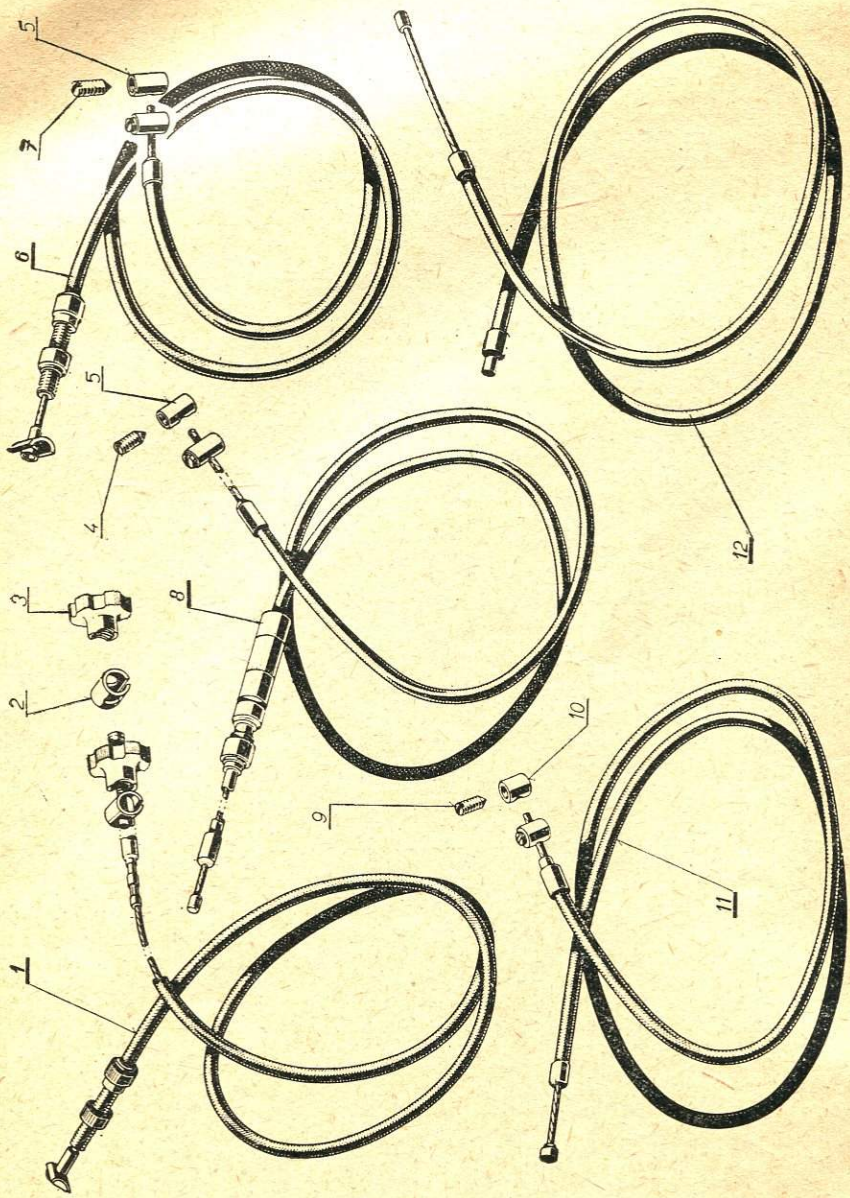

Cable Guides - Bowdenzüge - Cables de comande - Bowdenes

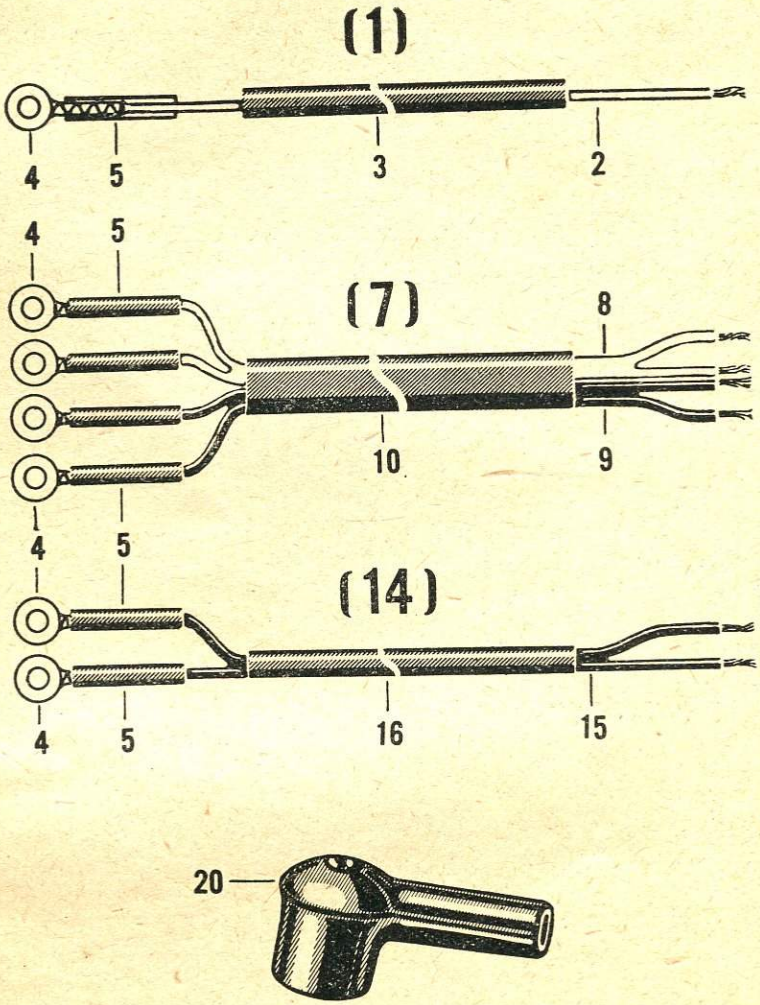

Electrical Equipment-Conduits - Elektrische Ausrüstung-Kabel - Equipment électrique et câblage - Equipo eléctrico-Cableado

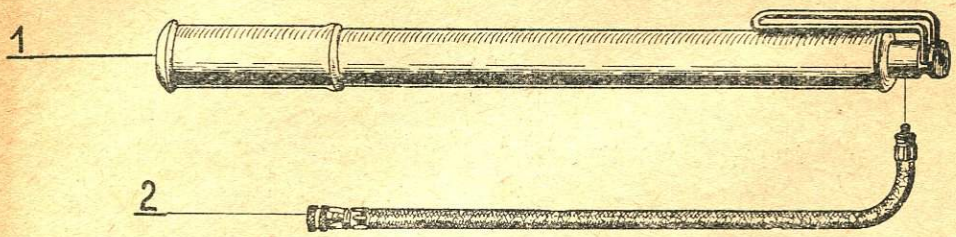

Tyre Pump - Luftpumpe - Pompe à Air - Bomba de aire a mano

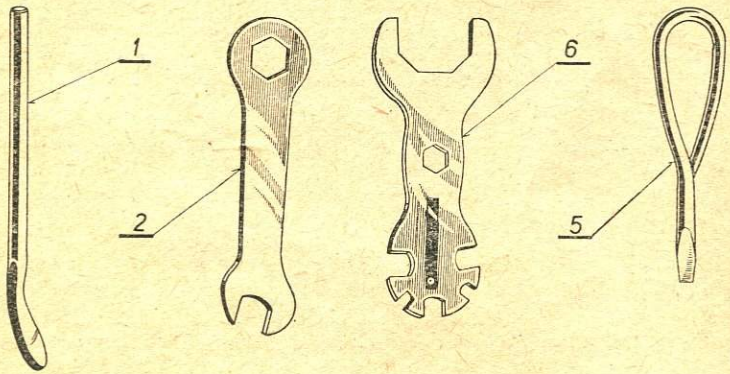



Tools - Werkzeug - Outillage - Herramientas

IceniCAM
Information Service

The Iceni
CAM
Cyclomotor Autocycle E Moped
Magazine



www.icenicam.org.uk