

NORMAN

MI-VAL ENGINE

Spare Parts

Price : TWO SHILLINGS

It is to the benefit of the customer to note the following points when ordering spare parts :—

Ask for genuine Norman spares always.

Give list number of part accurately.

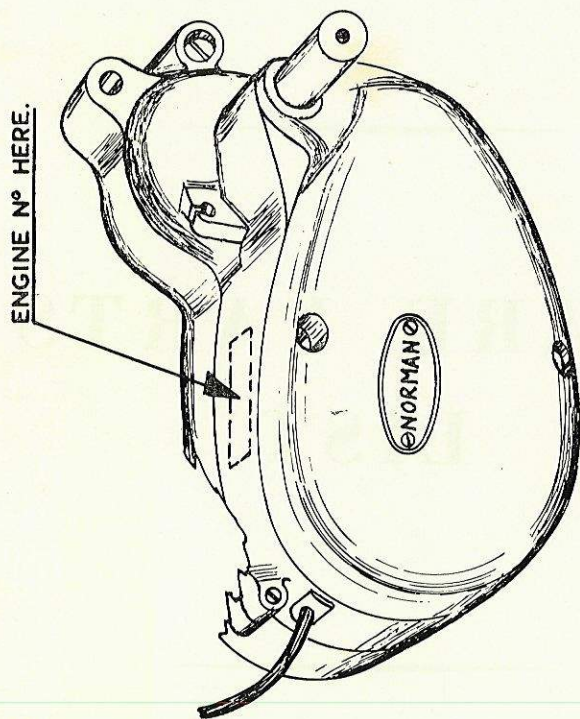
Give a description of part required.

In case of doubt, send old part as pattern.

NORMAN MI-VAL ENGINE

SPARE PARTS LIST

NORMAN CYCLES LIMITED
Beaver Road
Ashford · Kent



WHEN ORDERING SPARE PARTS ALWAYS QUOTE THE ENGINE NUMBER AS THIS WILL HELP THE STOREKEEPER TO MAINTAIN A QUICKER SERVICE.

SPARE OR REPLACEMENT PARTS ORDERS

All spares and replacement parts, including engine parts can be sent against receipt of remittance or under the Post Office C.O.D. system.

Business in connection with spare parts must always be treated on a Cash basis and sufficient should be included to cover the cost of postage. If this is not done, a surcharge of 5 per cent. to cover postage or carriage and packing will be charged (subject to a minimum of 6d.).

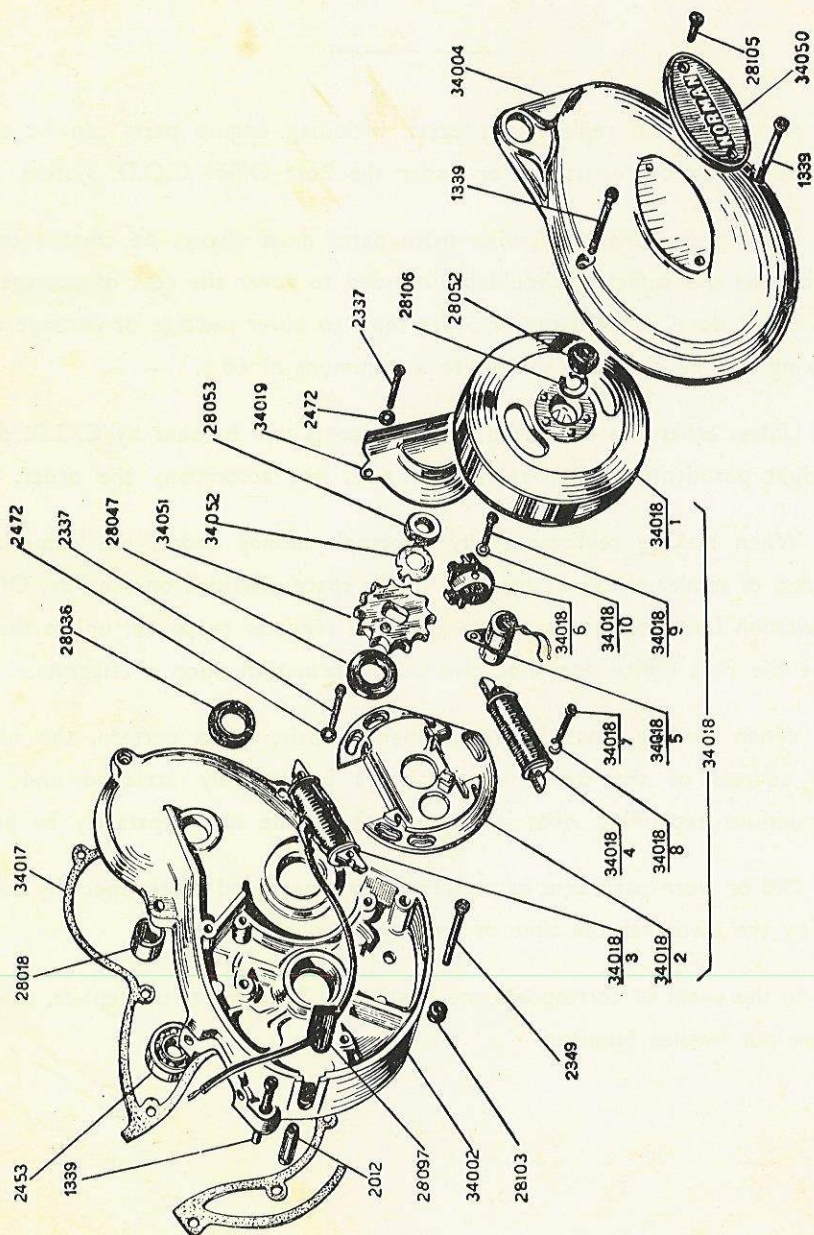
Unless otherwise instructed, all spare parts will be sent by C.O.D. post (weight permitting) when remittance does not accompany the order.

When making remittances by telegraph money order, the name and address of sender MUST be included in the space provided on the Post Office requisition form for a private message from remitter to payee; unless this is done the Post Office does not give this information upon a telegram.

When sending parts for replacement, repair, or as pattern, the name and address of the owner must always be securely attached and full instructions explaining what is required should be sent separately by post.

Old or worn parts sent as pattern are not returned unless specially asked for by the owner at the time of sending them to us.

In the event of correspondence relating to Spare Parts or Repairs, always quote our Invoice Number.



PLEASE QUOTE FRAME & ENGINE NUMBER

MARK III FLYWHEEL MAGNETO UNIT

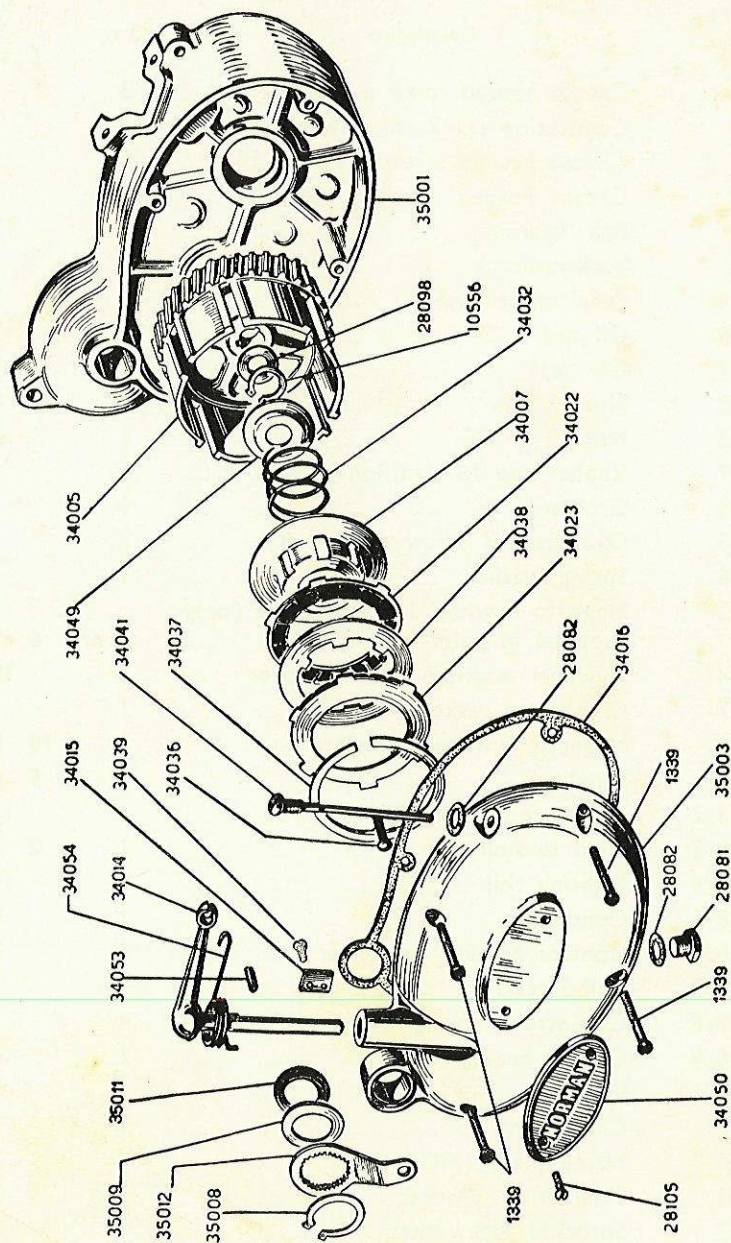
Illus/Pt. No.	Description	Qty.	Price Each		
			£	s.	d.
1339	Cheese headed screw 6 x 25	3			5
2012	Connecting crankcase dowl	1		11	
2337	Cheese headed screw 4 MA x 10	5		1	
2349	Cheese headed screw 6 MA x 10	2		5	
2453	Ball bearing	1	11	7	
2472	Lockwasher	5		1	
28018	Pedal shaft bush	1	1	4	
28036	Oil seal	1	2	8	
28047	Oil seal	1	2	8	
28052	Nut 9 MA	1	1	8	
28053	Nut 12 x 1.25	1	1	9	
28097	Rubber cap for ignition cable	1		5	
28103	Grommet	1		4	
28105	Oval headed screw 4MA x 8	2		3	
28106	Spring washer	1		1	
34002	Magneto flywheel half crankcase (only supplied in pairs with 35001)	1 pr.	6	1	0
34004	Flywheel magneto housing cover	1	19	10	
34017	Crank case gasket	1		3	
34018	Magneto flywheel complete	1	10	0	6
34018/1	Flywheel	1	5	0	3
34018/2	Armature plate BARE	1	13	10	
34018/3	High tension coil	1	2	7	0
34018/4	Lighting coil	1	11	8	
34018/5	Condenser	1		9	1
34018/6	Contact breaker complete	1		7	3
34018/7	Coil Screws	4		9	
34018/8	Coil screws spring washers	4		1	
34018/9	Cheese headed screw	1		7	
34018/10	Washer	1		1	
34019	Chainguard	1	1	9	
34050	Name plate (NORMAN)	1	2	0	
34051	Final drive sprocket	1	5	6	
34052	Sprocket lockwasher	1		3	

page 5

PLEASE QUOTE FRAME & ENGINE NUMBER

PLEASE QUOTE FRAME & ENGINE NUMBER

PLEASE QUOTE FRAME & ENGINE NUMBER



PLEASE QUOTE FRAME & ENGINE NUMBER

CLUTCH ASSEMBLY

Illus/Pt. No.	Description	Qty.	Price Each		
			£	s.	d.
1339	Cheese headed screw 6 MA x 25	7			5
10556	Circlip	1			4
28081	Oil drain plug	1			8
28082	Oil drain plug washer	1			1
28098	Washer	1			3
28105	Oval headed screw 4 MA x 8	2			3
34005	Clutch housing complete	1	2	6	2
34007	Clutch plate	1	13		2
34014	Clutch control lever	1	12		1
34015	Thrust-plate	1	11		
34016	Clutch cover gasket	1			3
34022	Clutch plates	3	3		2
34023	Clutch plate	1	3		4
34032	Clutch spring	1	2		6
34036	Clutch thrust stud	1			9
34037	Clutch circlip	1	2		3
34038	Clutch plate (Intermediate)	3	1		1
34039	C/S headed screw 4 MA x 8	2			1
34041	Oil dipstick	1	2		3
28082	Oil dipstick fibre washer	1			1
34049	Clutch spring cap	1			7
34050	Name plate (NORMAN)	1	2		0
34053	Pin	1			5
34054	Clutch lever spring	1			9
35001	Clutch side half crankcase (only supplied in pairs with 34002)	1 pr.	6	1	0
35003	Clutch housing cover	1	1	13	0
35008	Circlip	1			7
35009	Shim for brake lever	1			4
35011	Oil seal	1	1		1
35012	Brake lever	1	1		9

PLEASE QUOTE FRAME & ENGINE NUMBER

PLEASE QUOTE FRAME & ENGINE NUMBER

ENGINE GROUP

Illus/Pt. No.	Description	Qty.	Price Each		
			£	s.	d.
2289	Sparking plug	1	5	0	
2378	Cylinder stud nut	4		2	
2393	Cylinder stud plain washer	6		1	
2404	Cylinder stud spring washer	4		1	
2452	Ball bearing	1	12	4	
2453	Ball bearing	1	11	7	
2471	Oil seal	1	4	5	
6447	Ball bearing	1	19	0	
6448	Key	1		7	
14528	Headed screw 6 MA x 20	2		7	
22092	Circlip	1		7	
28048	Small end bush	1	2	4	
28055	Piston ring. Standard	2	1	10	
28055/0.2	Piston ring. 0.2 oversize	2	1	10	
28055/0.4	Piston ring. 0.4 oversize	2	1	10	
28055/0.6	Piston ring. 0.6 oversize	2	1	10	
28055/0.8	Piston ring. 0.8 oversize	2	1	10	
28057	Cylinder base gasket	1		4	
28061	Piston. Bare. Standard	1	1	6	5
28061/0.2	Piston. 0.2 oversize	1	1	6	5
28061/0.4	Piston. 0.4 oversize	1	1	6	5
28061/0.6	Piston. 0.6 oversize	1	1	6	5
28061/0.8	Piston. 0.8 oversize	1	1	6	5
28062	Gudgeon pin	1		4	0
28065	Gudgeon pin circlip	2		3	
28085	Rubber mounting	2	1	8	
28090	Shim	1		5	
28098	Washer	1		3	
28101	Exhaust pipe nut	1	7	8	
28102	Cylinder studs	4	2	0	
28104	Connecting rod shim washers	2		9	
28111	Exhaust pipe gasket	1		9	
28118	Sparking plug suppressed cover	1	2	0	
28124	Cylinder head gasket	1	1	4	

PLEASE QUOTE FRAME & ENGINE NUMBER

PLEASE QUOTE FRAME & ENGINE NUMBER

PLEASE QUOTE FRAME & ENGINE NUMBER

ENGINE GROUP

Illus/Pt. No.	Description	Qty.	Price Each		
			£	s.	d.
28129	Oil seal	1		2	8
34006	Mainshaft	1	1	0	11
34010	Clutch—side crankshaft half	1	1	15	2
34011	Flywheel side crankshaft half	1	1	2	0
34012	Pedal chain	1		8	10
34021	Cylinder head	1		15	5
34027	Sprocket for pedal chain	1		15	5
34029	Connecting rod rollers 4 x 8	16			4
34030	Crankpin	1		5	3
34031	Connecting rod complete with bush	1	1	0	11
34034	Brake spring	1			5
34063	Cylinder	1	3	6	0
34064	Carburetter complete	1	3	6	0
34065	Carburetter gasket	2			1
34066	Carburetter insulating washer	1			5
35004	Pedal shaft	1		16	6
35005	Brake arm sleeve	1		16	6
35006	Pedal shaft driver	1		6	7
35007	Washer	1			4
35010	Sealing washer	1		1	0

ASSEMBLIES

34076	Con rod complete with crankpin, rollers, shims, and small end bush	1 set	1	13	0
34078	Piston complete with rings, gudgeon pin and circlips. Standard	1 set	1	14	7
34078/02	Piston complete with rings, gudgeon pin and circlips. 0.2	1 set	1	14	7
34078/04	Piston complete with rings, gudgeon pin and circlips. 0.4	1 set	1	14	7
34078/06	Piston complete with rings, gudgeon pin and circlips. 0.6	1 set	1	14	7
34078/08	Piston complete with rings, gudgeon pin and circlips. 0.8	1 set	1	14	7
34077	Crankshaft assembly complete	1	4	16	10

page 10

PLEASE QUOTE FRAME & ENGINE NUMBER

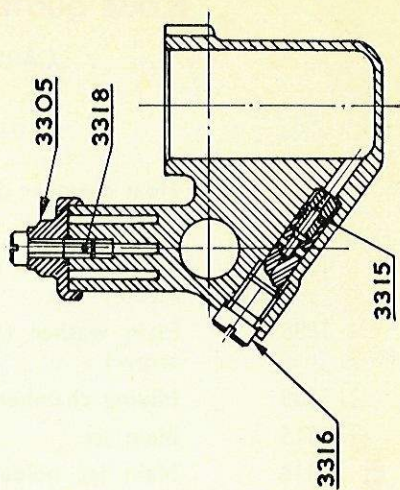
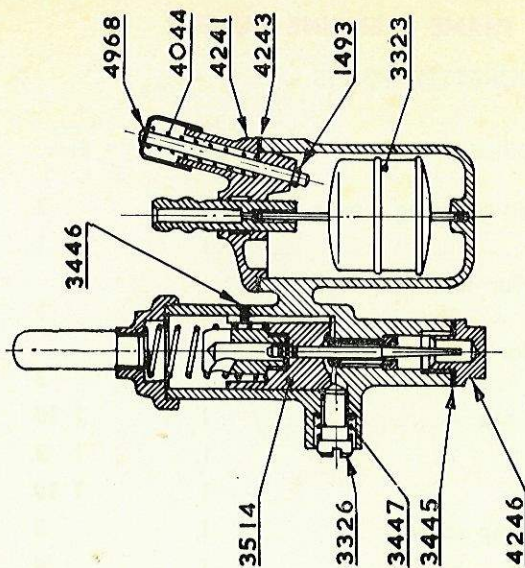
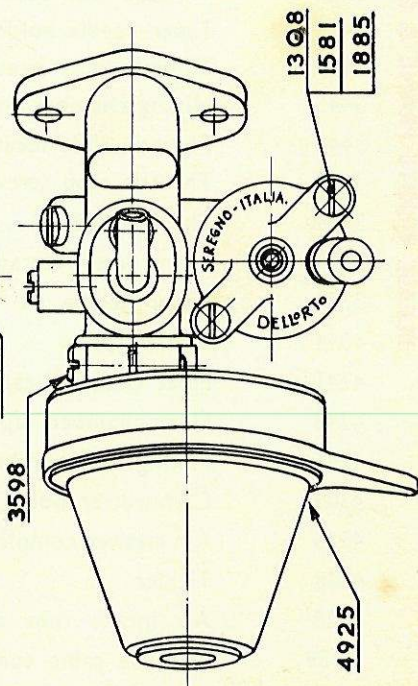
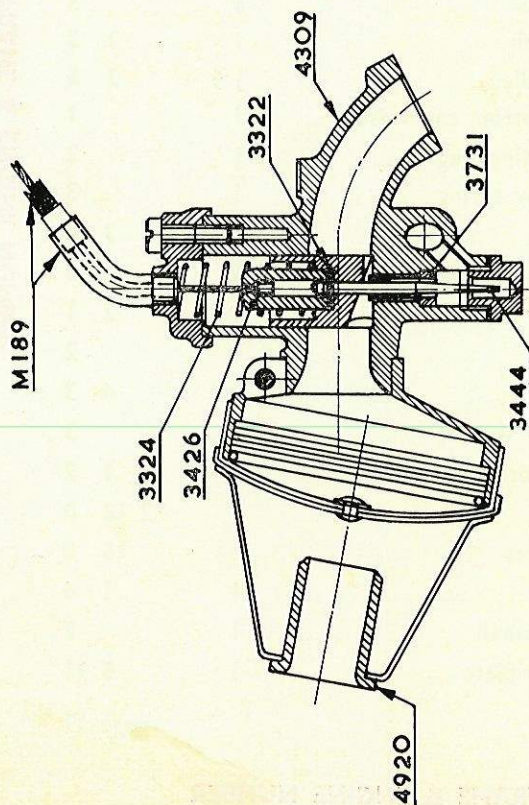
PLEASE QUOTE FRAME & ENGINE NUMBER

CARBURETTER PARTS

Illus/Pt. No.	Description	Qty.	Price Each £ s. d.
1308	Float chamber cap retaining screws	2	2
1493	Tickler circlip	1	1
1581	Spring washer (for float chamber cap screw)	2	1
1885	Plain washer (for float chamber cap screw)	2	2
3305	Mixing chamber cap	1	1 10
3315	Main jet	1	1 3
3316	Main jet holder	1	1 10
3318	Mixing chamber cap screw	1	3
3322	Taper needle clip	1	4
3323	Float including float needle	1	7 3
3324	Throttle slide spring	1	4
3326	Throttle stop screw	1	5
3426	Taper needle holder	1	1 3
3444	Throttle taper needle	1	2 5
3445	Mixing chamber bottom cap washer	1	1
3446	Throttle slide locating peg	1	2
3447	Throttle stop screw spring	1	3
3514	Throttle slide	1	3 0
3598	Fixing screw for air cleaner	1	3
3731	Taper needle jet	1	2 1
4044	Tickler spring	1	2
4241	Float chamber cap	1	4 3
4243	Float chamber cap washer	1	3
4246	Mixing chamber bottom cap	1	1 2
4309	Carburetter body	1	2 12 0
4925	Air cleaner complete	1	15 0
4968	Tickler	1	1 6
4920	Air intake tube small	1	7
M189	Throttle cable complete	1	5 11

PLEASE QUOTE FRAME & ENGINE NUMBER

PLEASE QUOTE FRAME & ENGINE NUMBER



REPAIR SERVICE

Our Works at Ashford, Kent, are fully equipped and are available for the repair of engines.

All work is attended to by specialists in repairs, and the work is carried out under the terms of our usual guarantee as given below.

We advise you to obtain your Spare Parts from your recognised Norman Dealer or direct from our Service Department, as there is no economy in fitting cheap imitation parts.



GUARANTEE

Any engine sent to us will be repaired upon the following conditions, i.e., we guarantee that all precautions which are usual and reasonable have been taken by us to secure excellence of materials and workmanship, such guarantee to extend and be in force for 3 months only from the time such work shall have been executed, and this guarantee is in lieu and in exclusion of all conditions and warranties, statutory or otherwise, and all liabilities whatsoever, and the damages recoverable are limited to the cost of any further work which may be necessary to amend and make good the work found to be defective.



ESTIMATES

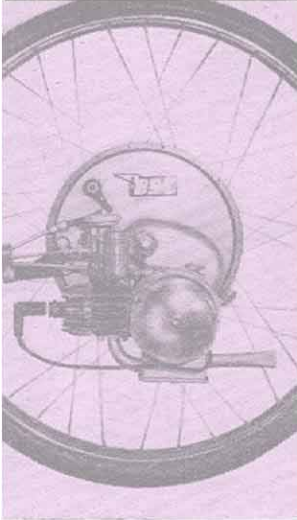
If required we are always prepared to give an estimate before proceeding with any repair. This entails a certain amount of labour in dismantling to ascertain what new parts will be required, and therefore, in the case of any estimate not being accepted for special reasons, a small charge is made for our mechanic's time in taking down the parts for report.

Estimates must be treated as APPROXIMATE only. We reserve the right to include additional parts should these be found, on further examination, to be necessary to make the repair satisfactory.

NORMAN CYCLES LTD.

ASHFORD, KENT

IceniCAM Information Service



www.icenicam.org.uk