

Q U I C K L Y

N O R M A L - S P E Z I A L - L U X U S

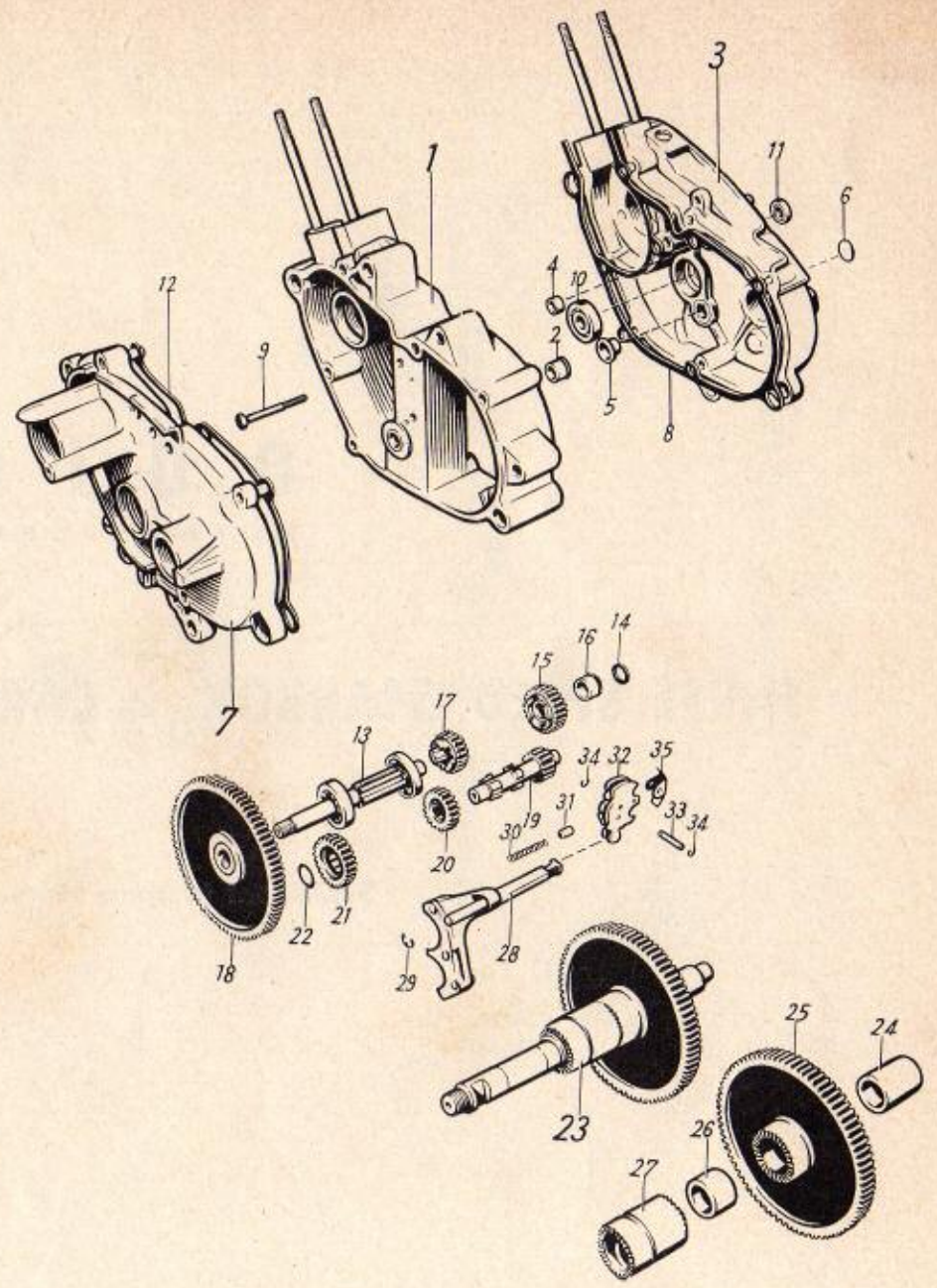
with

THREE SPEED GEARBOX and CARBURETTOR with STARTING DEVICE

Suplement to Spare Parts List, edition september 1957

Nomination	Part-No.	No. used	Remarks	Fig.-No.
Engine with dynamo and carburetter	16 00 02 903	1		—
Crankcase	16 01 01 504	1		—
Crankcase half, left	16 01 02 502	1		1
Bush for layshaft	16 01 00 040	1		2
Crankcase half, right	16 01 01 901	1		3
Bush for mainshaft	16 01 01 026	1		4
Bush for layshaft	16 01 00 040	1		5
Cover lid	20 12 00 053	1		6
Cover, left	16 01 01 500	1		7
Additional parts for left crankcase half				
Gasket	16 01 01 015	1		8
Bolt for crankcase	M 6x50 DIN 931	1		9
Additional parts for right crankcase half				
Bearing for main shaft	16 01 00 601	1	10x30x9 6200 DIN 625	10
Seal ring for layshaft	16 01 01 027	1	9x18x5,3	11
Additional parts for left-hand cover				
Gasket for cover	16 01 01 014	1		12
Set of gasket	16 01 01 900	1		—

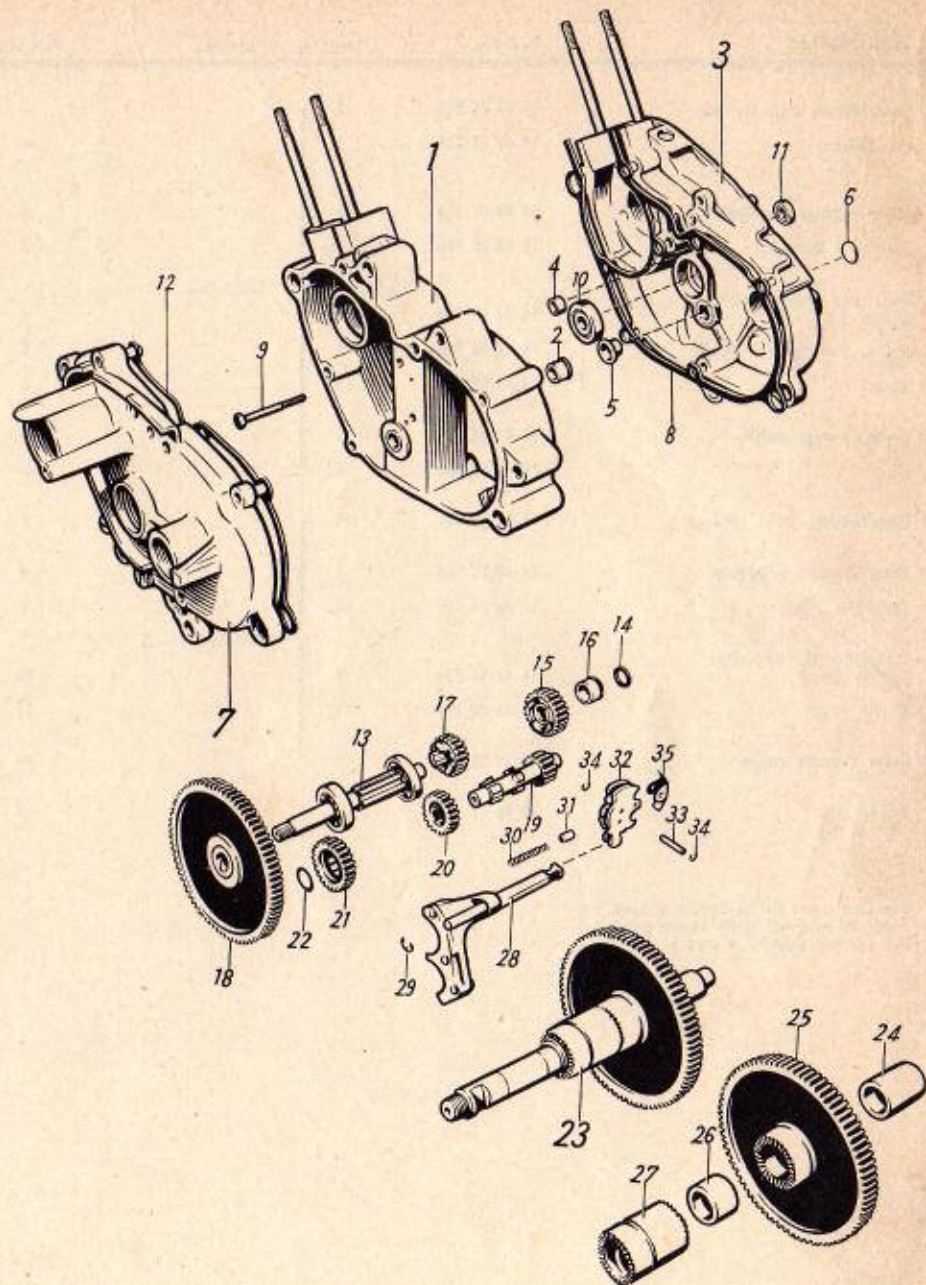
Quickly 3-speed



Nomination	Part-No.	No.-used	Remarks	Fig.-No.
Gearbox				
Main shaft with bearings	16 10 02 507	1		13
① Bearing	—	1	10x30x9 6200 DIN 625	—
② Bearing	—	1	12x32x10 6201 DIN 625	—
Washer	16 10 00 007	1	10,2x17x1	14
Gear	16 10 02 508	1	25	15
Bush	16 10 00 045	1		16
Sliding pinion	16 10 00 043	1	20	17
Gear	16 10 02 502	1	80/16	18
Shim	16 10 00 022/16 10 00 047		0,5; 0,75	—
Layshaft	16 10 00 042	1	16	19
Sliding pinion	16 10 00 044	1	20	20
Gear	16 10 03 005	1	25	21
Washer	16 10 00 048	1	11,1x17x0,5	22
Crank axle, compl.	16 10 01 503	1		23
Spacer	16 10 01 015	1		24
Gear	16 10 02 012	1		25
Spacer	16 10 00 046	1		26
Driver	16 10 02 011	1		27
Gearchange mechanism				
Shifter fork	16 14 00 504	1		28
Circlip	5 DIN 6799	1		29
Spring	16 14 01 016	1		30
Pin	16 14 00 015	1		31
Shifter disk	16 14 00 504	1		32
Bolt for shifter disk	16 14 00 014	1		33
Circlip	11 17 10 993	2		34
Cap	16 14 00 017	1		35

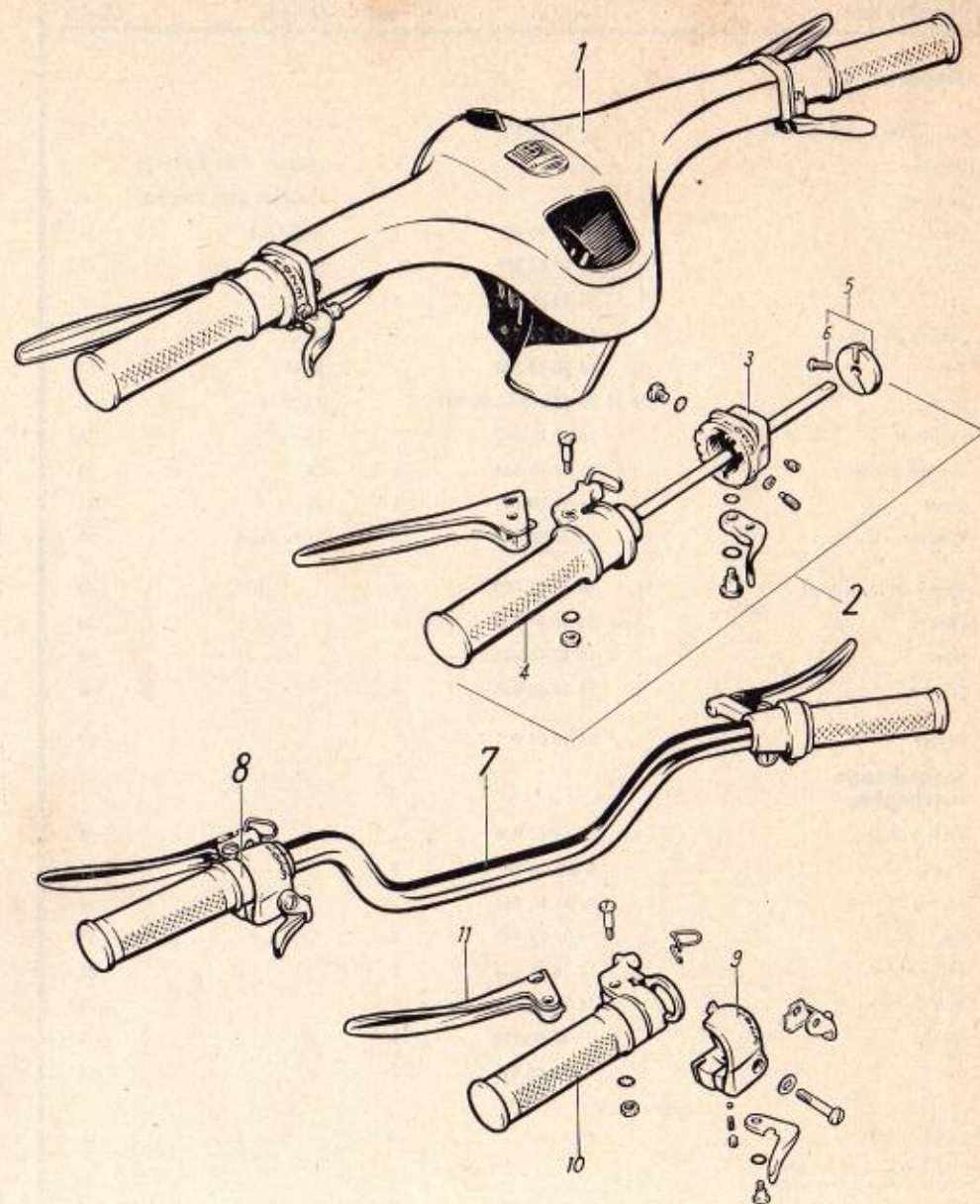
① see page 1

② see page 4 of original main spare parts list



Nomination	Part-No.	No-used	Remarks	Fig.-No.
Handlebars, with fittings	16 43 01 515	1		—
Handlebars	16 43 01 521	1		—
Gear change twistgrip	16 43 01 514	1	Quickly-L	2
Twistgrip housing	16 44 03 905	1		3
Twistgrip sleeve with rubber grip	16 44 03 906	1		4
Pulley for control cable	16 44 00 926	1		5
Screw	16 44 00 927	1		6
Gear change cable	16 44 04 503	1		—
Nipple	16 44 00 056	2	—	
Handlebars, with fittings	16 43 06 501	1	Quickly-N — S	7
Gear change twistgrip	16 43 02 503	1		8
Twistgrip housing	16 44 04 905	1		9
Twistgrip sleeve with rubber grip	16 44 04 906	1		10
Clutch lever	16 44 02 907	1		11
Gear change cable	16 44 05 503	1		—
Cable clip	16 44 01 041	2	—	

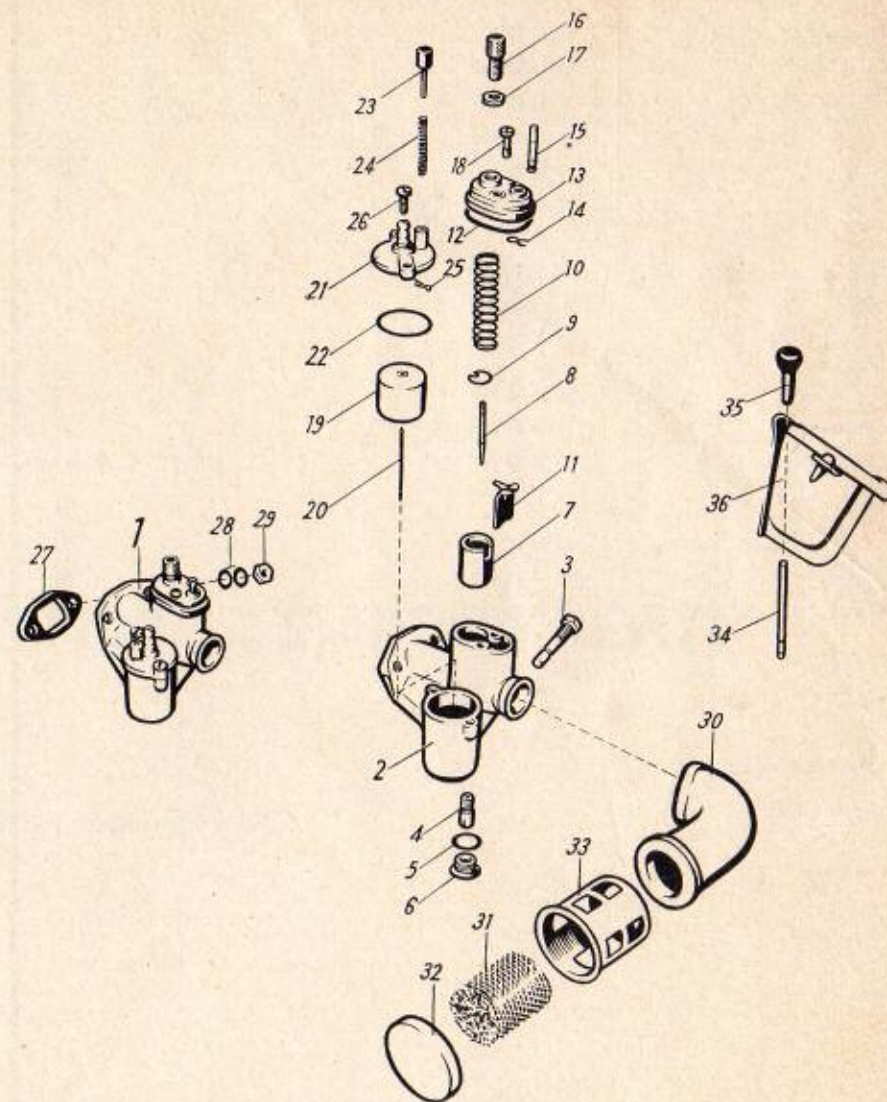
For items not listed herein please refer to original main spare parts list for Quickly-N, S and L



Nomination	Part-No.	No-used	Remarks	Fig.-No.
Carburettor	16 16 02 504	1	1/12/90	1
Carburettor body	16 16 01 920	1		2
① Main jet	16 16 00 910	1	1/12/90 = 64	3
Needle jet	16 16 00 909	1		4
Sealing ring	16 16 00 917	1		5
Plug	16 16 00 908	1		6
Throttle slide	16 16 01 905	1		7
Jet needle	16 16 01 904	1		8
Circlip	16 16 00 915	1		9
Spring	16 16 00 913	1		10
Starting slide	16 16 00 926	1		11
Seal ring	16 16 00 927	1		12
Top cap	16 16 01 916	1		13
Spring clip	16 16 00 925	1		14
② Pin	16 16 00 924	1	21 mm	15
Adjusting screw	16 16 01 901	1		16
Nut	16 16 00 918	1		17
Screw	16 16 00 923	2		18
Float	16 16 00 902	1		19
Float needle	16 16 00 903	1		20

① state number stamped on part

② for carburettor 1/12/90

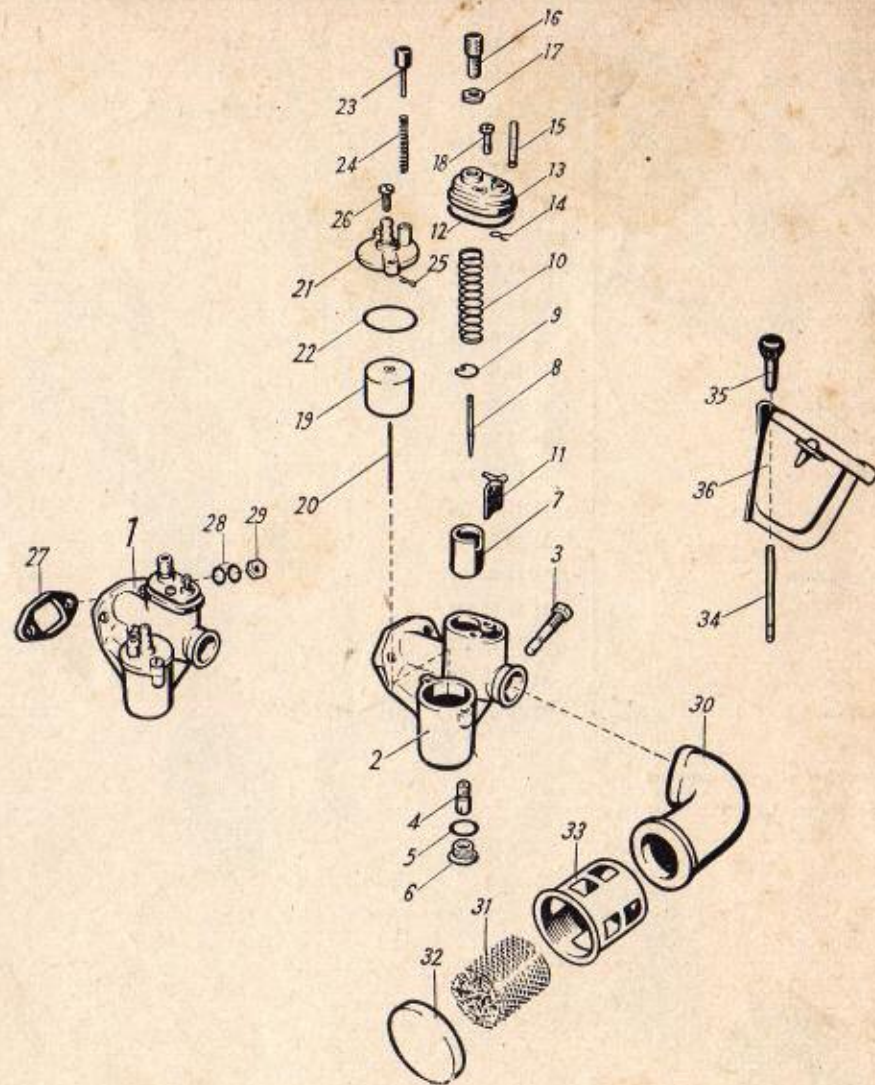


Nomination	Part-No.	No-used	Remarks	Fig.-No.
Float chamber lid	16 16 00 919	1		21
Seal ring	16 16 00 912	1		22
Tickler	16 16 00 911	1		23
Spring	16 16 00 906	1		24
Split pin	16 16 00 907	1		25
Screw	16 16 00 914	2		26
Gasket for carburettor	16 16 00 012	1		27
Spg. washer	B 5 DIN 137	4		28
Nut	M 5 DIN 934	2		29
Hose	16 16 01 006	1		30
Wet-air filter	16 16 01 009	1		31
Cap on clutch cover	16 16 00 017	1		32
① Cup	—	—		33
②③ Pin	16 16 00 019	1		34
②③ Button	16 16 00 018	1		35
②③ Lid for legshield	16 93 01 519	1		36

① see group 3/1

② optional

③ for vehicles with legshield



IceniCAM Information Service

