

CARRIER  
CYCLES

and

BOX  
TRICYCLES

TELEGRAMS. LENGUN. B'HAM.

# LEONARD GUNDLE MOTOR CO. LTD

CODES: A. B. C. 5<sup>TH</sup> AND 6<sup>TH</sup> EDITIONS

MANAGING DIRECTOR L. F. GUNDLE

ALL COMMUNICATIONS TO HEAD OFFICE

MAKERS OF *L.G.C.* BICYCLES,  
CARRIER CYCLES,  
TRAVELLERS' CYCLES,  
THE "HANDY TRIKE"  
AND BOX TRICYCLES.



TELEPHONE. NORTHERN, 2835

HEAD OFFICE AND WORKS  
99, HOCKLEY ST., HOCKLEY.  
(CORNER HOCKLEY AND BARR STREETS)  
BIRMINGHAM, 19.

*It is with pleasure that we hand you this edition of our Catalogue,  
in a handy pocket size.*

*We would mention that quality and service is our main aim, we will  
do all we can to meet any special requirements, and of course  
improve on specifications as and when possible.*

*To our friends who are interested in export, we shall be pleased to  
forward packing specifications and prices on application.*

*With Compliments,*

THE L.G.M. CO., LTD.



MODEL "O"  
Also with Flat Carrier

## MODEL "O"


FRAME	-	-	22in., built of cold-drawn 18 gauge steel tubing.
BEARINGS	-	-	Head $\frac{3}{16}$ in., Bracket $\frac{1}{4}$ in., Balls.
FORKS	-	-	16/8 gauge columns, 16 gauge blades.
WHEELS	-	-	Carrier 26in. $\times$ 1 $\frac{3}{4}$ in.
SADDLE	-	-	Girder type, Waterproof.
PEDALS	-	-	"Gundle" Full Rubber.
GUARDS	-	-	Rolled with deep square section channel down centre, double stays.
CARRIER	-	-	20in. $\times$ 14in. $\times$ 5 $\frac{1}{2}$ in., HOME, Brazed on. 22 $\frac{1}{4}$ in. $\times$ 16 $\frac{3}{4}$ in. $\times$ 5 $\frac{1}{2}$ in., EXPORT, Bolt on.
FINISH	-	-	RUST PROOFED—Black enamelled.



MODEL "N"  
Also with Flat Carrier

## MODEL "N"

FRAME	-	-	22in., built of cold-drawn 18 gauge steel tubing.
BEARINGS	-	-	Head $\frac{3}{16}$ in., Bracket $\frac{1}{4}$ in., Balls.
FORKS	-	-	16/8 gauge columns, 16 gauge blades.
WHEELS	-	-	Carrier 26in. $\times$ 1 $\frac{3}{4}$ in.
SADDLE	-	-	Girder type, Waterproof.
PEDALS	-	-	"Gundle" Full Rubber.
GUARDS	-	-	Rolled with deep square section channel down centre, double stays.
CARRIER	-	-	20in. $\times$ 14in. $\times$ 5 $\frac{1}{2}$ in., HOME, Brazed on. 22 $\frac{1}{4}$ in. $\times$ 16 $\frac{3}{4}$ in. $\times$ 5 $\frac{1}{2}$ in., EXPORT, Bolt on.
FINISH	-	-	RUST PROOFED—Black enamelled.



MODEL "P"  
Also with Flat Carrier



## MODEL "P"

FRAME	-	-	22in., built of cold-drawn 18 gauge steel tubing and Truss tubes.
STAND	-	-	Bolted to heavy cast lug, swings into position.
BEARINGS	-		Head $\frac{3}{16}$ in., Bracket $\frac{1}{4}$ in., Balls.
FORKS	-	-	16/8 gauge column, 16 gauge Blades and Girders.
WHEELS	-	-	Carrier 26in. $\times$ 1 $\frac{3}{4}$ in.
SADDLE	-	-	Girder type, Waterproof.
PEDALS	-	-	"Gundle" full Rubber.
GUARDS	-	-	Rolled with deep square section channel down centre, double stays.
CARRIER	-	-	20in. $\times$ 14in. $\times$ 5 $\frac{1}{2}$ in., HOME, Brazed on. 22 $\frac{1}{4}$ in. $\times$ 16 $\frac{3}{4}$ in. $\times$ 5 $\frac{1}{2}$ in., EXPORT, Bolted on.
FINISH	-	-	RUST PROOFED, Black enamelled.



MODEL "R"  
Also with Flat Carrier

## MODEL "R"

FRAME	-	-	22in., built of cold-drawn 18 gauge steel tubing and Truss tubes.
STAND	-	-	Bolted to heavy cast lug, swings into position.
BEARINGS	-	-	Head $\frac{3}{16}$ in., Bracket $\frac{1}{4}$ in., Balls.
FORKS	-	-	16/8 gauge column, 16 gauge Blades and Girders.
WHEELS	-	-	Carrier 26in. $\times$ 1 $\frac{3}{4}$ in.
SADDLE	-	-	Girder type, Waterproof.
PEDALS	-	-	"Gundle" full Rubber.
GUARDS	-	-	Rolled with deep square section channel down centre, double stays.
CARRIER	-	-	20in. $\times$ 14in. $\times$ 5 $\frac{1}{2}$ in., HOME, Brazed on. 22 $\frac{1}{4}$ in. $\times$ 16 $\frac{3}{4}$ in. $\times$ 5 $\frac{1}{2}$ in., EXPORT, Bolted on.
FINISH	-	-	RUST PROOFED, Black enamelled.



MODEL "RR"  
Also with Flat Carrier

## MODEL "RR"

FRAME	-	-	22in., built of cold-drawn 18 gauge steel tubing and Truss tubes
STAND	-	-	Bolted to heavy cast lug, swings into position.
BEARINGS	-	-	Head $\frac{3}{16}$ in., Bracket $\frac{1}{4}$ in., Balls.
FORKS	-	-	16/8 gauge column, 16 gauge Blades and Girders.
WHEELS	-	-	Carrier 26in. $\times$ 1 $\frac{3}{4}$ in.
SADDLE	-	-	Girder type, Waterproof.
PEDALS	-	-	"Gundle" full Rubber.
GUARDS	-	-	Rolled with deep square section channel down centre, double stays.
CARRIER	-	-	20in. $\times$ 14in. $\times$ 5 $\frac{1}{2}$ in., HOME, Brazed on front, bolt on rear. 22 $\frac{1}{4}$ in. $\times$ 16 $\frac{3}{4}$ in. $\times$ 5 $\frac{1}{2}$ in., EXPORT, Bolt on front and rear.
FINISH	-	-	RUST PROOFED, Black enamelled.



MODEL "T"  
Also with Flat Carrier  
(Rear Carrier can be supplied)

## MODEL "T"

FRAME	-	-	22in., built of cold-drawn 18 gauge steel tubing and truss tubes.
BEARINGS	-	-	Head $\frac{3}{16}$ in., Bracket $\frac{1}{4}$ in., Balls.
FORKS	-	-	16/8 gauge columns, 16 gauge blades.
WHEELS	-	-	Carrier (front) 20in. $\times$ 2in. $\times$ 1 $\frac{3}{4}$ in., (rear) 26in. $\times$ 1 $\frac{3}{4}$ in.
SADDLE	-	-	Girder type, waterproof.
PEDALS	-	-	"Gundle" Full Rubber.
GUARDS	-	-	Rolled with deep square section channel down centre, double stays.
CARRIER	-	-	22 $\frac{1}{4}$ in. $\times$ 16 $\frac{3}{4}$ in. $\times$ 9in., HOME and EXPORT Bolted on.
FINISH	-	-	RUST PROOFED — Black enamelled.




MODEL "U"  
Also with Flat Carrier



## MODEL "U"

FRAME	-	-	22in., built of cold-drawn 18 gauge steel tubing.
BEARINGS	-	-	Head $\frac{3}{16}$ in., Bracket $\frac{1}{4}$ in., Balls.
FORKS	-	-	16/8 gauge columns, 16 gauge blades.
WHEELS	-	-	Carrier (front) 20in. $\times$ 2in. $\times$ $1\frac{3}{4}$ in., (rear) 26in. $\times$ $1\frac{3}{4}$ in.
SADDLE	-	-	Girder type, waterproof.
PEDALS	-	-	"Gundle" Full Rubber.
GUARDS	-	-	Rolled with deep square section channel down centre, double stays.
CARRIER	-	-	22 $\frac{1}{4}$ in. $\times$ 16 $\frac{3}{4}$ in. $\times$ 9in., HOME and EXPORT Bolted on.
FINISH	-	-	RUST PROOFED — Black enamelled.




“HANDYTRIKE” UNIT CHASSIS  
(Patent No. 399284)

## "HANDYTRIKE"

The "Handytrike" Unit chassis is Complete ready to ride, with handlebar compensating brakes and guards, all attached to Unit. Four bolts only required to fit body. The "Handytrike" is for light duty only.

FRAME	-	-	20in., cold-drawn tubing.
STEERING - ASSEMBLY	-	-	Special heavy cast double "T" crown, lower "T" taking two 12 gauge tubes, to forward solid axle 1in. dia., top "T" and spring clamps combined, to take leaf springs to which body is bolted, rubber buffers being placed between axle and springs.
BRAKES	-	-	Brake hubs are fitted to all three wheels. The front operated from handlebar, the rear by ratchet lever.
WHEELS	-	-	Side $21 \times 2.25$ , rear $26 \times 1\frac{3}{4}$ .
MEASUREMENT			Chassis designed to take body 32in. long $\times$ 24in. wide $\times$ 26in. deep. Overall width of chassis $43\frac{1}{2}$ in.
BODY	-	-	See page 20. Basket rails are no longer fitted. Door with lock and key fitted to front of body. (32in. long $\times$ 24in. wide $\times$ 26in. deep.)
FINISH	-	-	Chocolate.



TRICYCLE CHASSIS No. 1


## TRICYCLE CHASSIS No. 1

Tricycle Chassis No. 1, Heavy Duty, is complete ready to ride, with handlebar compensating brakes and guards, all attached to Unit. Four bolts only required to fit body.

Designed for heavy duty. Steering Head is set at an angle to allow cornering at any speed without fear of overturning.

BRAKES	-	-	Brake hubs are fitted to all three wheels. The front operates from handlebars, the rear by ratchet lever.
WHEELS	-	-	Side $21 \times 2.25$ , rear $26 \times 1\frac{3}{4}$ in.
FINISH	-	-	Best black enamel.
BODY	-	-	See page 20. Basket rails are no longer fitted. Door with lock and key, fitted to front of body. Two sizes can be supplied:— Standard, 32in. long $\times$ 24in. wide $\times$ 26in. deep. Oversize, 33in. long $\times$ 31in. wide $\times$ 28in. deep.
FINISH	-	-	Chocolate.

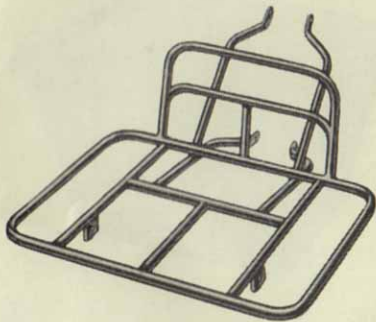
NOTE: Chassis to take 31in. wide body are despatched against orders unless otherwise instructed. (Overall width of chassis 39in. and 45in.)



Showing front opening body  
(no basket rail now fitted)


# CARRIERS

PLATFORM  
(for all carriers)



24in.  $\times$  17 $\frac{1}{2}$ in.

REAR  
(for Model "T")




24 $\frac{1}{4}$ in.  $\times$  16 $\frac{3}{4}$ in.  $\times$  5 $\frac{1}{2}$ in.


*MEASUREMENTS:*

# WICKER BASKETS

STANDARD  
(for 26in. wheels)



LOW LOADER  
(for 20in. front wheel)



## MEASUREMENTS:

20½in. × 15in.	-	-	-	TOP	-	-	-	25in. × 19½in.
18½in. × 13in.	-	-	-	BOTTOM	-	-	-	19in. × 13in.
8¼in.	-	-	-	DEPTH	-	-	-	15½in.



**THE LEONARD GUNDLE MOTOR CO. LTD.**  
**99-105, HOCKLEY ST., BIRMINGHAM, 19.**

Telephone **NORthern 2835.**

**Tradesman's Cycles & Tricycles**

**JANUARY 1964.**

RETAIL	MODEL	TRADE
£ s. d.	CARRIER CYCLES	£ s. d.
19 17 6	"N" & "O"	15 18 0
21 19 6	"P" & "R"	17 11 6
24 9 6	"R R"	19 11 6
22 0 0	"T"	17 12 0
21 17 6	"U"	17 10 0
	<b>EXTRAS</b>	
1 10 0	<u>Girder Forks "N" &amp; "O"</u>	1 4 0
	<u>Chrome</u>	
16 3	Bars & Brakes Head Fittings C.W. & C's. Wheels	13 0
	<u>Carriers</u>	
1 0 0	Flat Parcel Front Carriers for all above models.	16 0
4 4 0	Rear Carrier for "T"	3 7 3
	<u>Accessories</u>	
18 3	Toolbag & Spanner Oil Can, Pump & Clips, Reflector	14 9
	<u>Wicker Baskets</u>	
1 15 0	Equal Wheel	1 7 0
2 10 0	Low Loader	1 18 0
	<b>TRICYCLE CHASSIS</b>	
50 0 0	"Handytrike"	42 10 0
54 0 0	No. 1	46 0 0
	<b>BOX BODIES</b>	
	<u>Front opening only</u>	
30 0 0	Standard for "Handytrike" & No. 1 (32" x 24" x 26")	26 15 0
34 0 0	Oversize for No. 1 only (33" x 31" x 28")	29 15 0

**DELIVERIES**

**Carrier Cycles:** Free per goods for orders of 3 and over for any one address. For smaller quantities a surcharge of 4/- per Carrier Cycle will be charged.

**Tricycles:** Free per goods.

**Prices ruling at date of despatch will be charged.**

**SETTLEMENT DISCOUNTS**

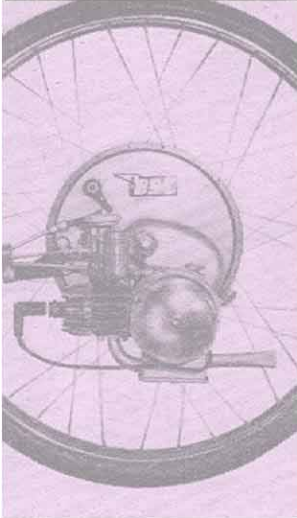
**Carrier Cycles and**

**Tricycles—2½% if paid 7 days.**

**Spares and Replacements—**

**NETT Ex. Works.**

# IceniCAM Information Service



[www.icenicam.org.uk](http://www.icenicam.org.uk)