meccanica GARELLI s. p. a. - sesto s. giovanni - milano - italy

CICLOMOTORE

monomarcia - frizione automatica

GARELLI M

CYCLOMOTEUR

une vitesse - embrayage automatique

MO - PED

single speed - automatic clutch

GARELLI

catalogo parti di ricambio

catalogue pièces détach

spare part

meccanica GARELLI s. p. a. - sesto s. giovanni - milano - italy

CICLOMOTORE

monomarcia - frizione automatica

GARELLI M

CYCLOMOTEUR

une vitesse - embrayage automatique

MO - PED

single speed - automatic clutch

GARELLI

catalogo parti di ricambio

catalogue pièces détachées

spare parts catalogue

stabilimento di sesto s. giovanni (milano)

établissement à stesto s. giovanni (milan) - italy

factory at sesto s. giovanni (milan) - italy

ciclomotore **GARELLI** *M* cyclomoteur mo - ped

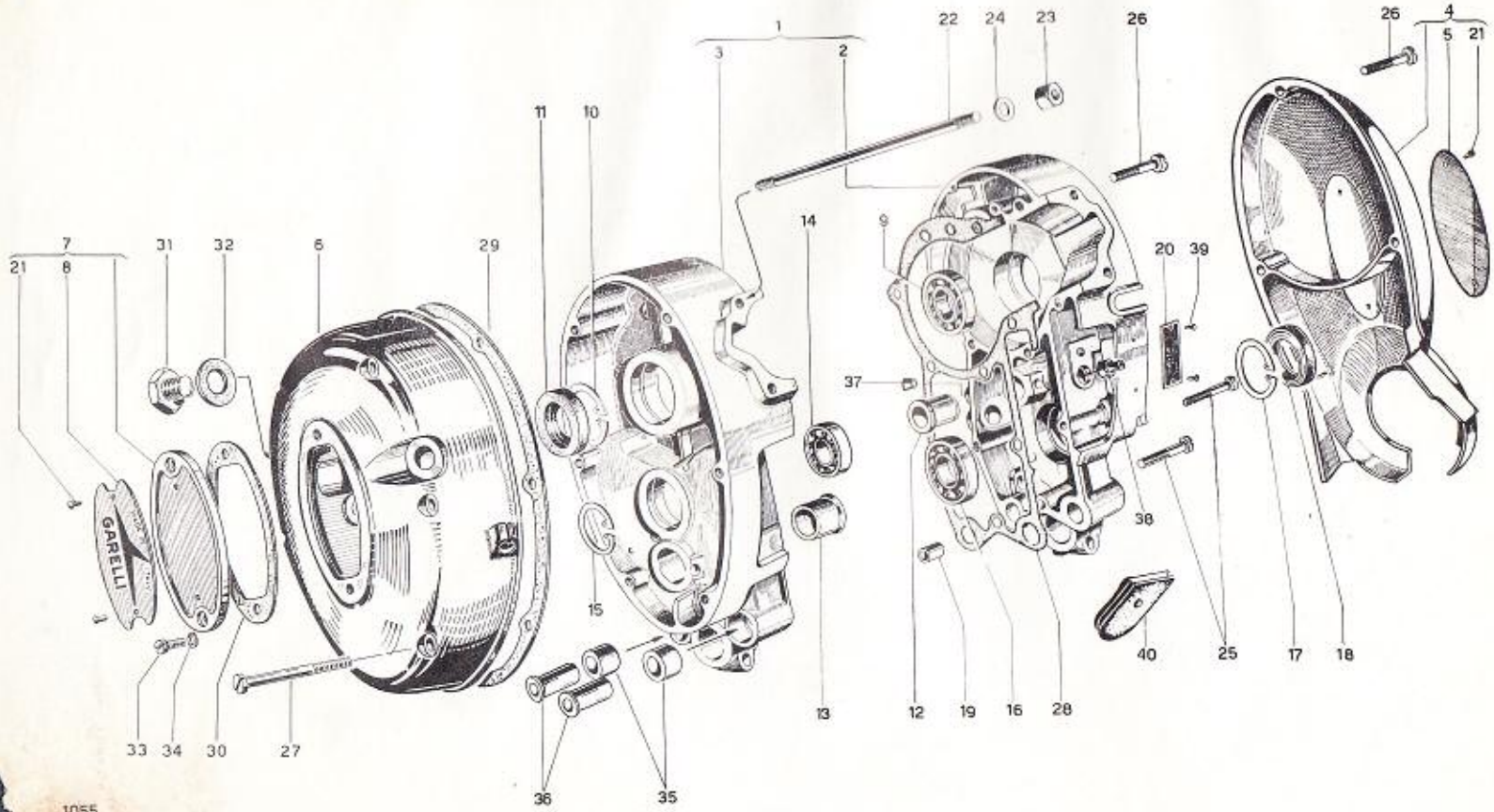
1
2
3
4
5
6
7
8
9
10
11
12
13
14
15
16
17
18
19
20
21
22
23
24
25
26
27
28
29
30
31
32
33
34
35
36
37
38
39
40
GARELLI

1055

STRUTTURE — CARTERS — CRANKCASE

Tav. 1

N.° figura Numéro figure Number drawing	Numero di ordinazione Numéro d'ordination Part number	denominazione	pièces	parts	Quantità Quantité Quantity
1	**351-1-110**	carters accoppiati	carters accouplés	split crankcase	1
2	**351-1-112** *	carter destro	carter droit	right crankcase half	1
3	**351-1-111** **	carter sinistro	carter gauche	left crankcase half	1
4	**315M-1-170**	coperchio destro	couvercle droit	right side cover	1
5	**315M-1-462**	placchetta destra	plaquette droite	right name plate	1
6	**351-1-131**	coperchio sinistro	couvercle gauche	left side cover	1
7	**351-1-180**	coperchietto sinistro	couvercle gauche	inspection plate	1
8	**351-1-463**	placchetta sinistra	plaquette gauche	inspection name plate	1
9	**302-058**	cuscinetto 17 x 40 x 12	roulement	bearing	2
10	**315-1-377**	anello di fermo 40i	anneau d'arret	circlip	2
11	**298-585**	anello di tenuta 17	anneau de rétenue	ring seal	2
12	**315H-1-236**	bussola	entretoise	bush	1
13	**351-1-237**	bussola	entretoise	bush	1
14	**302-057**	cuscinetto 15 x 35 x 11	roulement	bearing	1
15	**274-024**	anello di fermo 35i	anneau d'arret	circlip	1
16	**304-353**	cuscinetto 20 x 42 x 9	roulement	bearing	1
17	**274-030**	anello di fermo 42i	anneau d'arret	circlip	1
18	**298-603**	anello di tenuta 20	anneau de rétenue	ring seal	1
19	**315-1-364**	spina 8 x 12	goupille	dowel	2

(*) Occorre inviare il carter sinistro per l'accoppiamento del nuovo carter destro

(**) Occorre inviare il carter destro per l'accoppiamento con nuovo carter sinistro

(*) Il faut envoyer le carter gauche pour l'accouplement avec le nouveau carter droit.

(**) Il faut envoyer le carter droit pour l'accouplement avec le nouveau carter gauche

(*) It is necessary to send the left crankcase half for mating with the new right crankcase half.

(**) It is necessary to send the right crankcase half for mating with the new left crankcase half

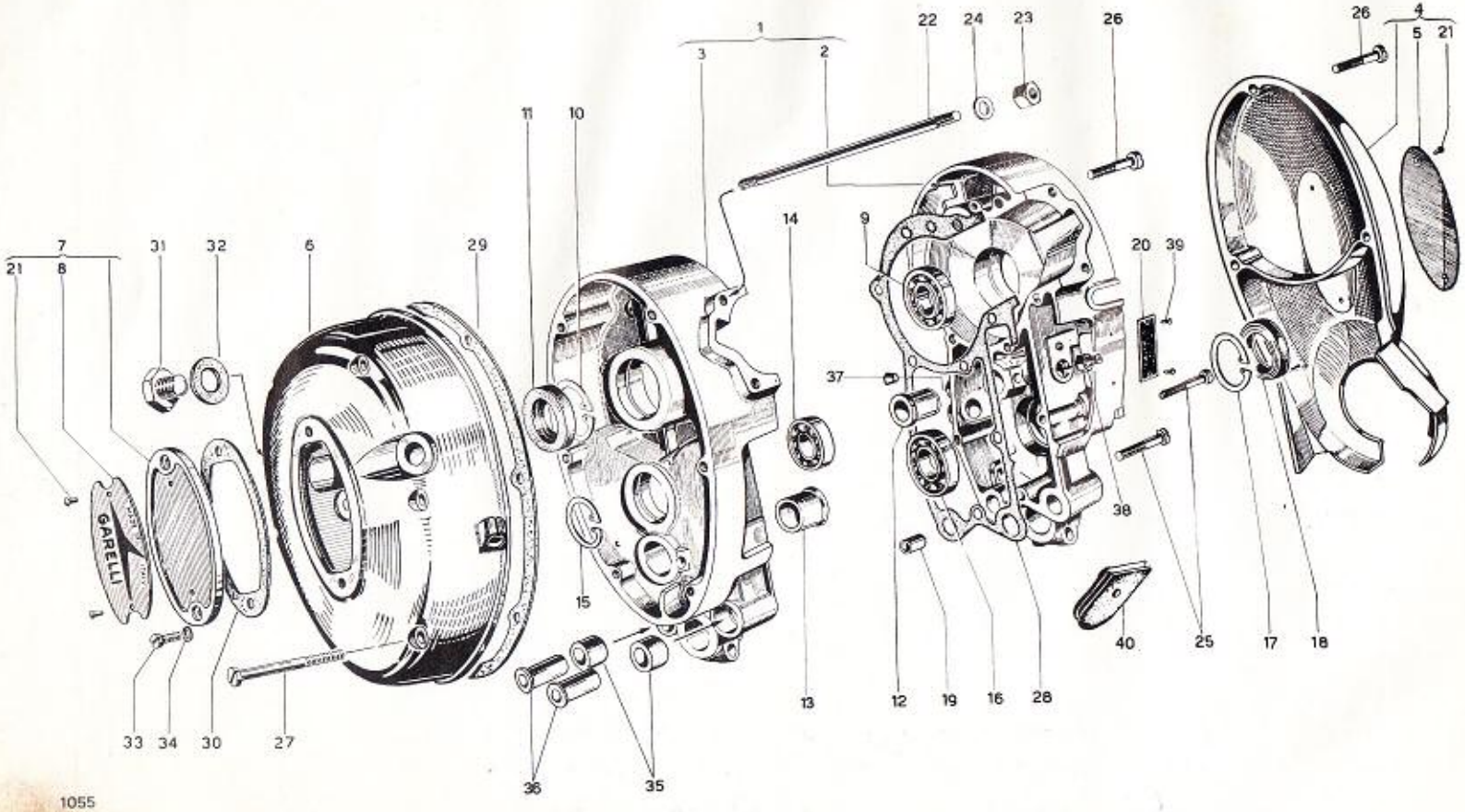
1
2
3
4
5
6
7
8
9
10
11
12
13
14
15
16
17
18
19
20
21
22
23
24
25
26
27
28
29
30
31
32
33
34
35
36
37
38
39
40
GARELLI

1055

STRUTTURE CARTERS CRANKCASE

Tav. 1

N.° figura Numéro figure Numberdrawing	Numero di ordinazione Numéro d'ordination Part number	denominazione	pièces	parts	Quantità Quantité Quantity
20	**351dP-1-461**	targhetta motore	plaquette moteur	data plate	1
21	**253-156**	ribattino 2 x 6	rivet	rivet	4
22	**351-3-486**	prigioniero 7 x 98	goujon	stud	4
23	**315-3-494**	dado 7 x 9	écrou	nut	4
24	**319-3-516**	rosetta 7,4	rondelle	washer	4
25	**155-432**	vite 6 x 45	vis	screw	3
26	**155-416**	vite 6 x 35	vis	screw	9
27	**155-440**	vite 6 x 50	vis	screw	6
28	**319F-1-311**	guarnizione carters	joint carters	crankcase gasket	1
29	**315-1-291**	guarnizione coperchio	joint couvercle	cover gasket	1
30	**351-1-294**	guarnizione coperchietto	joint couvercle	inspection plate gasket	1
31	**315-1-193**	tappo scarico	bouchon decharge	oil drain plug	1
32	**298-424**	guarnizione 12 x 17	joint	gasket	2
33	**152-608**	vite 6 x 16	vis	screw	2
34	**298-407**	guarnizione 6 x 10	joint	gasket	2
35	**315-1-546**	bussola antivibrante	entretoise antivibrante	anti-vibration bush	8
36	**315-1-547**	distanziere	entretoise	spacer bush	4
37	**351-1-485**	tappo (per motori sino al.....)	bouchon	plug	1
38	**351-1-486**	tappo sfiato	bouchon	plug	1
39	**268-901**	ribattino 2 x 4,76	rivet	rivet	2
40	**351d-5-159**	bussola	entretoise	bush	1

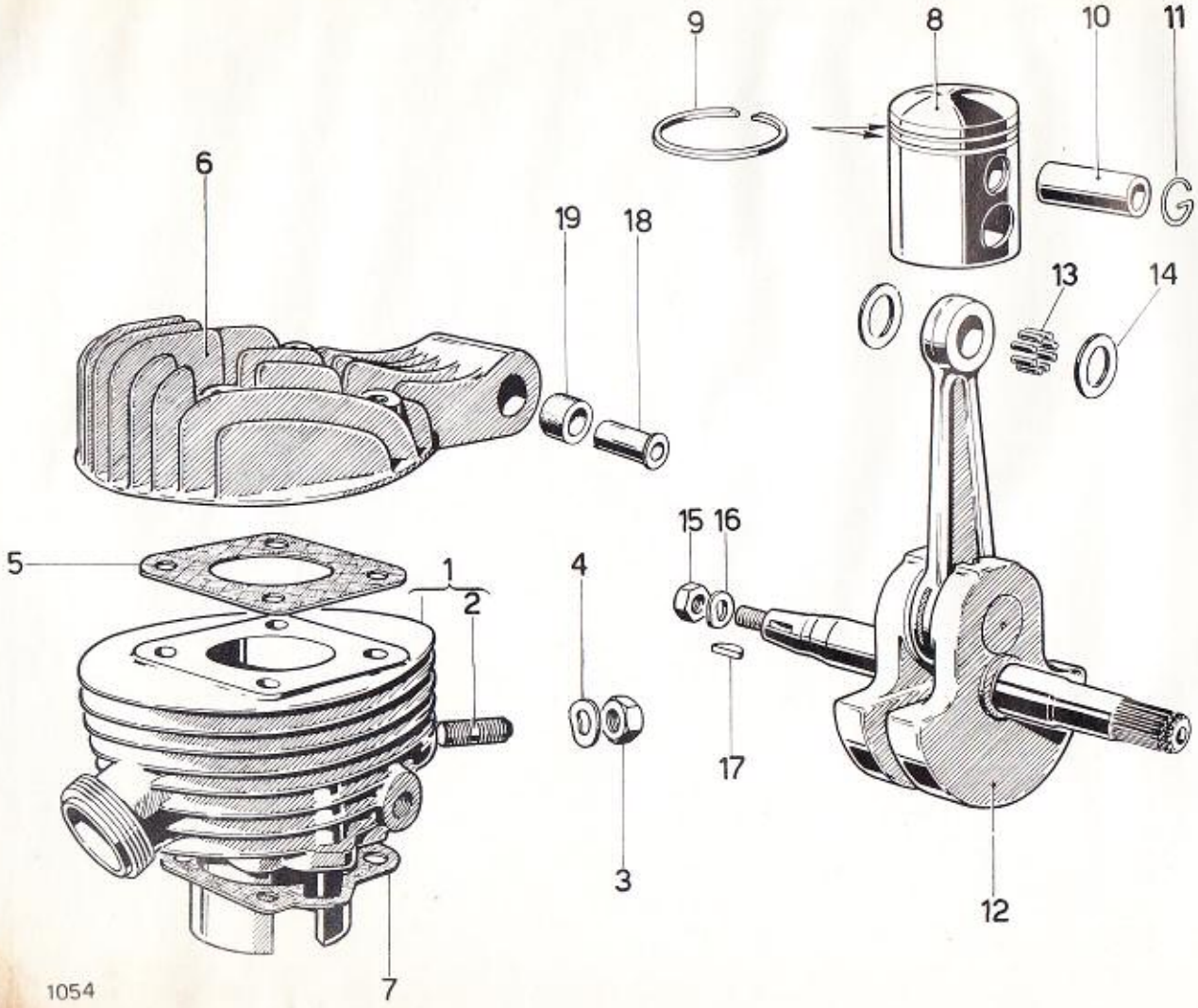
9
8
10
11
6
19
18
13
14
15
16
5
1
2
4
17
3
12
7
1054

CILINDRO - TESTA
ALBERO MOTORE

CYLINDRE - CULASSE
ARBRE MOTEUR

CYLINDER - HEAD
CRANKSHAFT

N.° figura Numéro figure Number drawing	Numero di ordinazione Numéro d'ordination Part number	denominazione	pièces	parts	Quantità Quantité Quantity
1	**351-3-100**	cilindro	cylindre	cylinder	1
2	**315H-3-499**	prigioniero 7x15	goujon	stud	2
3	**210-711**	dado 7x4,5	ecrou	nut	2
4	**214-409**	rosetta elastica 7,4	rondelle elast.	elastic washer	2
5	**351-3-232**	guarnizione testa	joint culasse	cylinder head gasket	1
6	**393B-3-131**	testa	culasse	cylinder head	1
7	**315H-3-231**	guarnizione cilindro	joint cilindre	cylinder gasket	1
8	**351B-2-181**	pistone normale	piston normal	normal piston	1
8	**351B-2-182**	pistone maggiorato 40,4	piston majoré	oversized piston	1
8	**351B-2-183**	pistone maggiorato 40,8	piston majoré	oversized piston	1
8	**351B-2-184**	pistone maggiorato 40,2	piston majoré	oversized piston	1
8	**351B-2-185**	pistone maggiorato 40,6	piston majoré	oversized piston	1
9	**307-021**	fascia normale	segment normal	normal piston ring	2
9	**308-028**	fascia maggiorata 40,4	segment majoré	oversized piston ring	2
9	**308-030**	fascia maggiorata 40,8	segment majoré	oversized piston ring	2
9	**308-027**	fascia maggiorata 40,2	segment majoré	oversized piston ring	2
9	**308-029**	fascia maggiorata 40,6	segment majoré	oversized piston ring	2
10	**351-2-191**	spinotto	axe de piston	gudgeon pin	1
11	**275-312**	anello di fermo 12	anneau d'arret	circlip	2
12	**351-2-100**	albero motore	arbre moteur	crankshaft	1
13	**301-053**	rullino 2x11,8	rouleau	roller	21
14	**361-2-020**	rosetta	rondelle	washer	2
15	**311-8-423**	rosetta elastica 10x17	rondelle elast.	elastic washer	1
16	**315-8-446**	dado 10x14	ecrou	nut	1
17	**271-018**	linguetta 2,5x3,7	linguet	key	1
18	**351d-1-544**	distanziere	entretoise	spacer bush	1
19	**315-1-546**	bussola	entretoise	bush	2

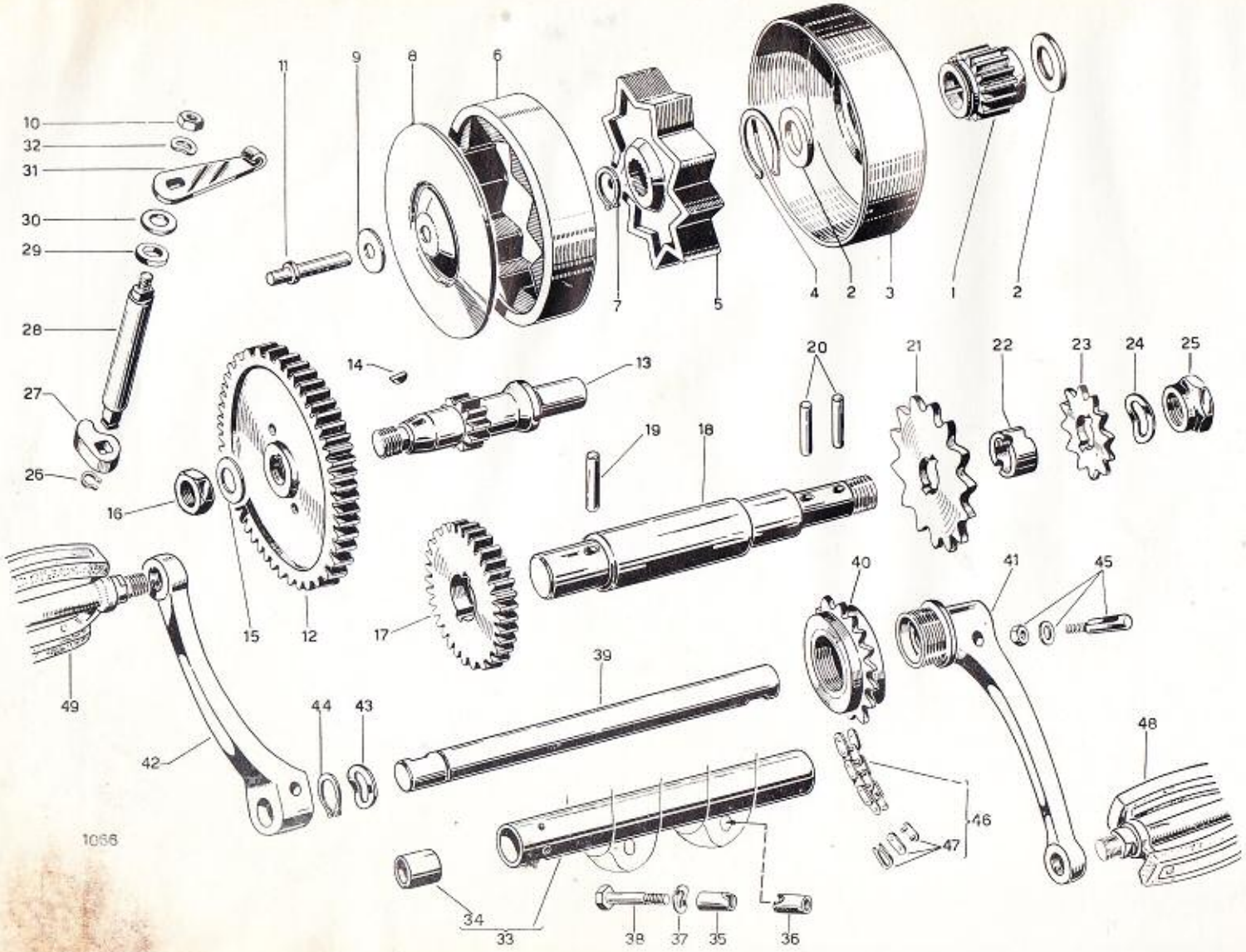
10
32
31
30
29
28
27
26
11
9
8
6
7
5
4
2
3
1
2
14
13
20
21
22
23
24
25
19
18
16
15
12
17
40
41
45
49
39
44
43
42
48
46
47
1066
34
33
38
37
35
36

FRIZIONE - CAMBIO EMBRAYAGE CLUTCH - GEAR - BOX

Tav. 3

N.° figura Numéro figure Number drawing	Numero di ordinazione Numéro d'ordination Part number	denominazione	pièces	parts	Quantità Quantité Quantity
1	**351-7-111**	ingranaggio conduttore	engrenage conducteur	drive gear	1
2	**351-7-122**	rosetta	rondelle	washer	2
3	**351-7-010**	tamburo frizione completo	tambour embrayage	clutch drum	1
4	**274-215**	anello di fermo 24e	anneau d'arret	circlip	1
5	**351c-7-120**	mozzo frizione completo	moyeu embrayage	drive plate	1
6	**391b-7-153**	corpo elastico frizione	corps elastique	elastic body	1
7	**274-206**	anello di fermo 15e	anneau d'arret	circlip	1
8	**391b-7-828**	disco comando avviamento	disque commande starter	starter operating disc	1
9	**214-778**	rosetta 6,2x0,5	rondelle	washer	1
10	**210-414**	dado 6 x 5	écrou	nut	1
11	**351-7-821**	perno	axe	pin	1
12	**351-7-112**	ingranaggio condotto	engrenage conduit	driven gear	1
13	**351-7-261**	albero primario	arbre primaire	primary shaft	1
14	**271-018**	linguetta 2,5 x 3,7	linguet	key	1
15	**315-7-587**	rosetta elastica 12,5	rondelle elastique	elastic washer	1
16	**315-7-586**	dado 12 x 7	écrou	nut	1
17	**351-7-283**	ingranaggio	engrenage	gear	1
18	**351-7-262**	albero secondario	arbre secondaire	secondary shaft	1
19	**351-7-312**	spina 5 x 25	goupille	peg	1
20	**351-7-313**	spina 5 x 20	goupille	peg	2
21	**351-7-287**	pignone trasmissione	pignon de transmission	drive sprocket	1
22	**351-7-423**	distanziere	entretoise	spacer	1
23	**351-7-421**	pignone avviamento	pignon mise en marche	starting sprocket	1
24	**351-7-635**	rosetta elastica 15,5	rondelle elastique	elastic washer	1
25	**351-7-422**	dado 15 x 10	écrou	nut	1
26	**274-201**	anello di fermo 10e	anneau d'arret	circlip	1

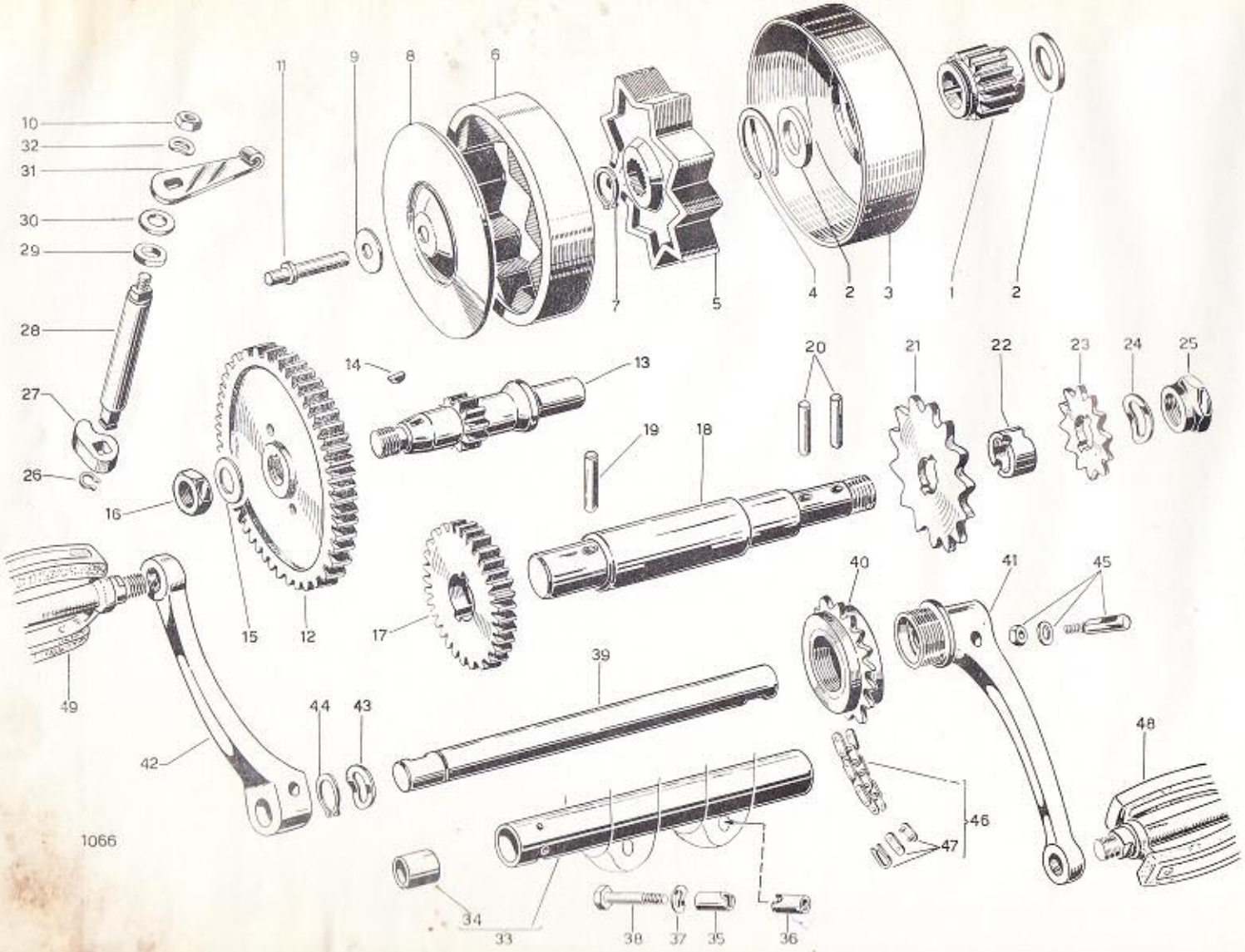
1066
1
2
2
3
4
5
6
7
8
9
10
11
12
13
14
15
16
17
18
19
20
21
22
23
24
25
26
27
28
29
30
31
32
33
34
35
36
37
38
39
40
41
42
43
44
45
46
47
48
49

N.° figura Numéro figure Number drawing	Numero di ordinazione Numéro d'ordination Part number	denominazione	pièces	parts	Quantità Quantité Quantity
27	**351-7-827**	leva	levier	lever	1
28	**351-7-825**	perno	axe	shaft	1
29	**298-354**	guarnizione 10 x 16 x 3	joint	gasket	1
30	**351-7-826**	rosetta 11,2	rondelle	washer	1
31	**315B-7-192**	leva	levier	lever	1
32	**214-408**	rosetta elastica 6,4	rondelle elastique	elastic washer	1
33	**315H-7-050**	tubo pedaliere	tube du pédalier	pedal shaft support tube	1
34	**315-7-426**	bronzina	bague	bush	2
35	**315H-7-597**	morsetto inferiore	collier raccord inferieur	lower clamp bush	2
36	**315H-7-598**	morsetto superiore	collier raccord supérieur	upper clamp bush	2
37	**214-407**	rosetta elastica 5,3	rondelle elastique	elastic washer	2
38	**128-172**	vite 5 x 35	vis	screw	2
39	**353c-7-427**	perno pedaliere	axe à pedales	pedal shaft	1
40	**315-7-429**	ruota libera	roue libre	free-wheel sprocket	1
41	**351c-7-432**	pedivella destra	manivelle droite	right pedal crank	1
42	**393P-7-431**	pedivella sinistra	manivelle gauche	left pedal crank	1
43	**351-7-583**	rosetta elastica 16,6	rondelle elastique	elastic washer	1
44	**274-207**	chiavetta con dado e rosetta	clavette avec écrou et rondelle	key with nut and washer	1
45	**503-4-050**	catena	chaine	chain	2
46	**315-7-070**	maglia di giunzione	maillon	spring connecting link	1
47	**315-7-434**	pedale destro	pédale droite	right pedal	1
48	**517-4-020**	pedale sinistro	pédale gauche	left pedal	1
49	**517-4-030**	anello di fermo 16e	anneau d'arret	circlip	1

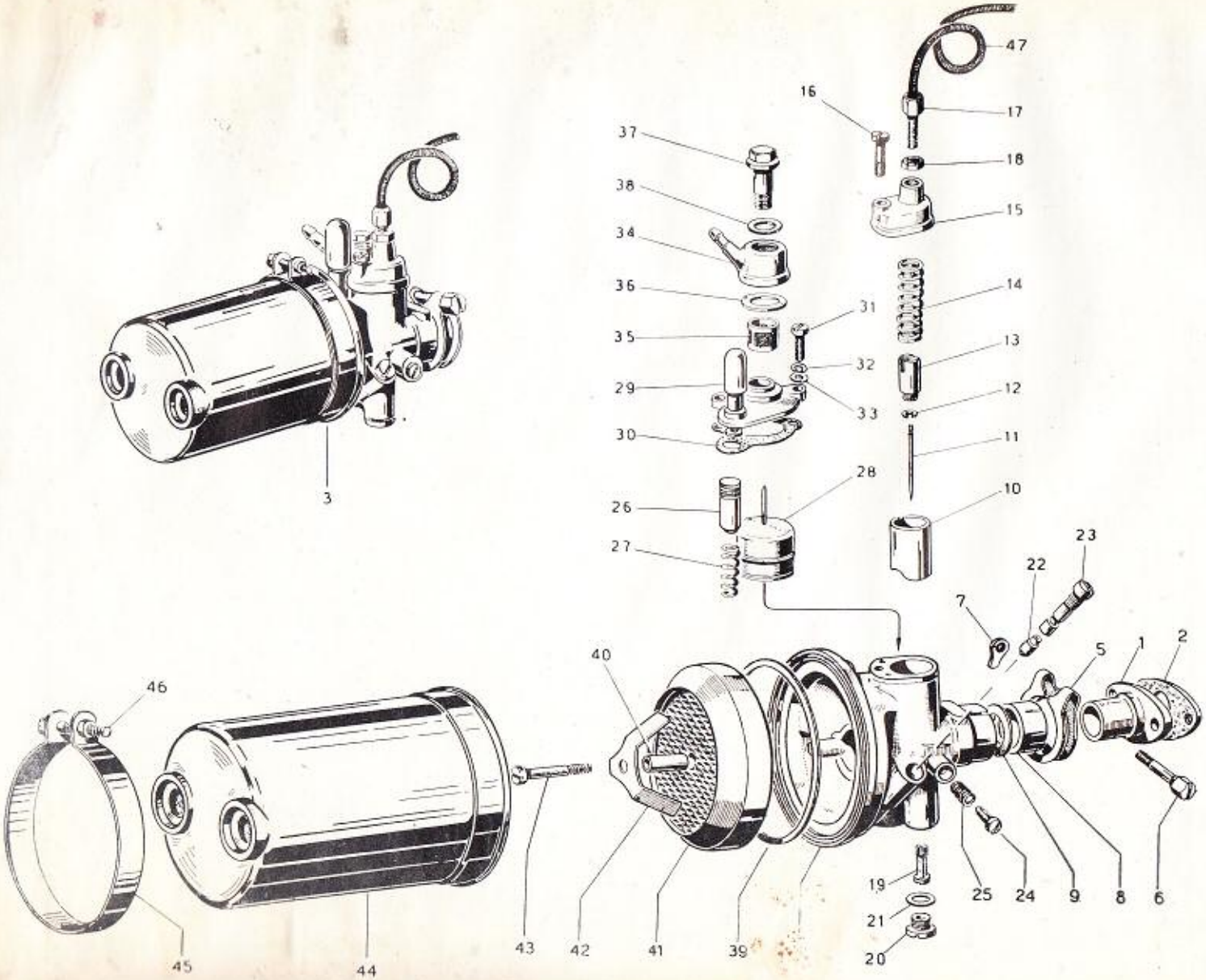
47
16
17
37
18
38
15
34
14
36
31
35
13
32
29
12
33
30
11
28
10
26
27
23
22
7
40
5
1
2
46
19
25
24
9
8
6
21
20
45
44
43
42
41
39

CARBURATORE CARBURATEUR CARBURETTOR

Tav. 4

N.° figura Numéro figure Number drawing	Numero di ordinazione Numéro d'ordination Part number	denominazione	pièces	parts	Quantità Quantité Quantity
1	**315M-3-321**	tubo aspirazione	pipe d'admission	adapter	1
2	**315H-3-322**	distanziere	entretoise	spacer	1
3	**823-006**	carburatore completo	carburateur compl.	carburettor, complete	1
4	**817-510**	corpo	corps	body	1
5	**811-367**	anello	anneau	clamp	1
6	**811-368**	vite	vis	screw	1
7	**811-369**	piastrina	plaquette	tab nut	1
8	**811-371**	riduzione	réduction	reducer	1
9	**811-372**	rosetta	rondelle	washer	1
10	**811-424**	valvola gas	soupape	throttle slide	1
11	**811-454**	spillo	epingle	needle	1
12	**811-322**	chiavella	clavette	keeper	1
13	**811-426**	niplo	nipple	nipple	1
14	**811-324**	molla	ressort	spring	1
15	**811-305**	coperchio	couvercle	cover	1
16	**811-318**	vite	vis	screw	1
17	**351d-5-835**	vite tendifilo	vis serre-fil	cable adjustment screw	1
18	**802-691**	controdado	contre-ecrou	lock nut	1
19	**811-320**	polverizzatore	pulverisateur	needle jet	1
20	**811-312**	tappo polverizzatore	bouchon pulverisateur	jet plug	1
21	**811-455**	guarnizione	joint	gasket	1
22	**811-313/55**	getto massimo	gicleur maximum	maximum jet	1
23	**811-314**	tappo	bouchon	jet keeper plug	1
24	**811-326**	vite	vis	adiustement screw	1
25	**811-457**	molla	ressort	spring	1
26	**811-311**	pistone	piston	piston	1
26	**811-302**	pistone maggiorato 0,15	piston majoré	oversized piston	1
26	**811-303**	pistone maggiorato 0,30	piston majoré	oversized piston	1

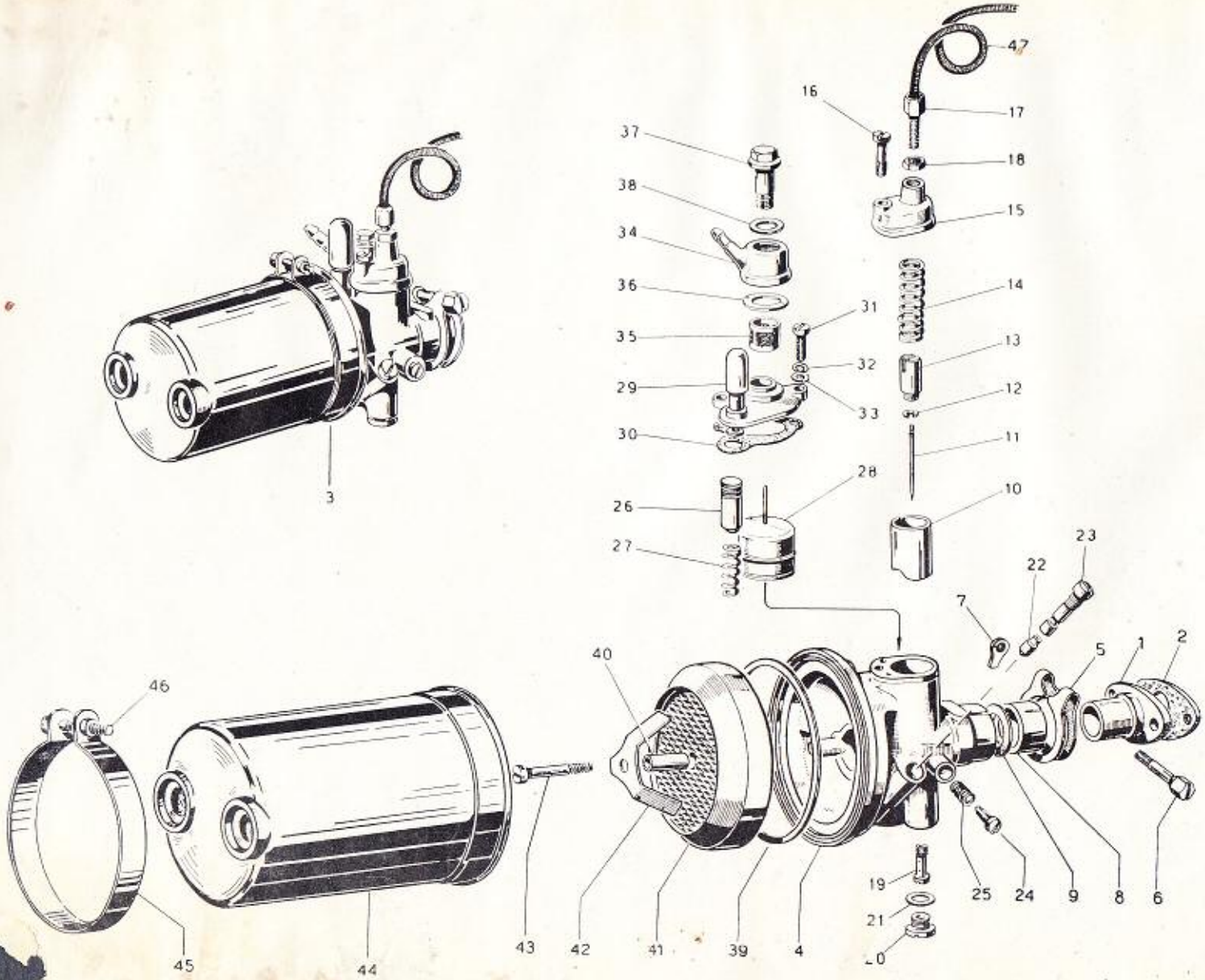
47
16
17
18
15
37
38
34
36
31
14
35
13
32
29
12
33
30
11
28
10
26
27
23
22
7
5
1
2
40
46
19
25
24
9
8
6
21
20
45
44
43
42
41
39
4
3

CARBURATORE CARBURATEUR CARBURETTOR

Tav. 4

N.° figura Numéro figure Numberdrawing	Numero di ordinazione Numéro d'ordination Part number	denominazione	pièces	parts	Quantità Quantité Quantity
27	**811-317**	molla	ressort	spring	1
28	**811-323**	galleggiante	flotteur	float	1
29	**802-844**	coperchio vaschetta	couvercle carburateur	float chamber cover	1
30	**802-881**	guarnizione	joint	gasket	1
31	**802-308**	vite	vis	screw	2
32	**213-624**	rosetta elastica 4,3	rondelle elast.	elastic washer	2
33	**214-040**	rosetta 4,3	rondelle	washer	2
34	**505-1-255**	pipetta	pipette	banjo union	1
35	**802-435**	filtro benzina	filtre à essence	petrol filter	1
36	**802-432**	guarnizione	joint	gasket	1
37	**808-470**	tappo	bouchon	cup	1
38	**802-431**	guarnizione	joint	gasket	1
39	**811-608**	guarnizione	joint	gasket	1
40	**811-616**	distanziale	entretoise	spacer	1
41	**811-620**	filtro aria	couvercle filtre à air	air filter	1
42	**811-623**	calottina	cagette	spider	1
43	**817-627**	vite	vis	screw	1
44	**827-625**	cuffia	chambre à filtre	silencer	1
45	**817-628**	fascette	collier	clamp	1
46	**817-629**	vite	vis	screw	1
47	**551f-7-400**	comando carburatore	commande carburateur	throttle cable	1

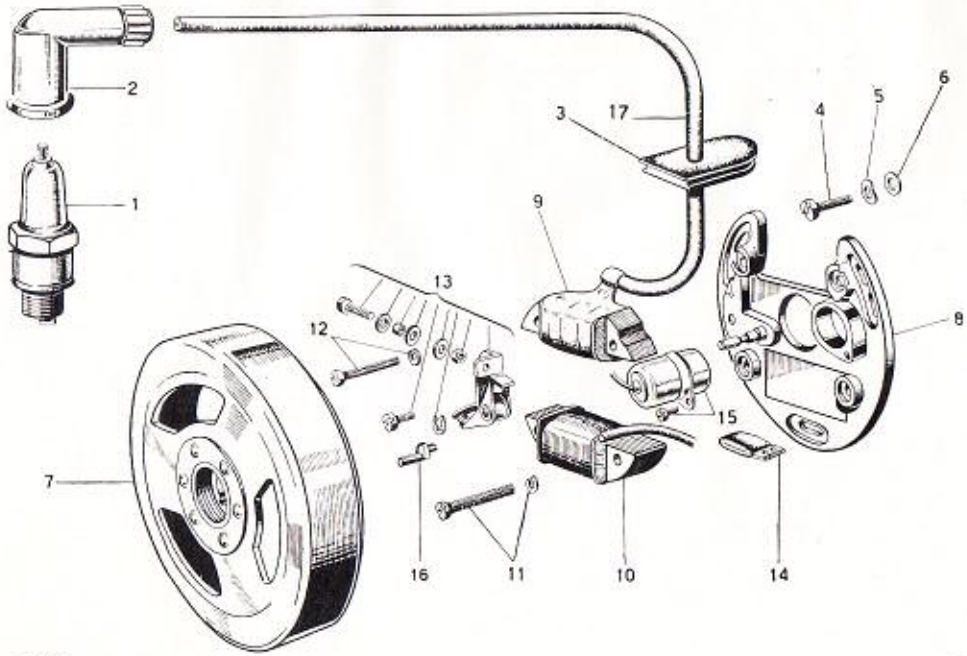

1020

ACCENSIONE — ALLUMAGE — IGNITION

Tav. 5

N.° figura Numéro figure Number drawing	Numero di ordinazione Numéro d'ordination Part number	Denominazione	Pièces	Part	Quantità Quantité Quantity
—	**351d-8-200**	volano completo	volant magnetique, complet	flywheel magneto, complete	1
1	**306-107**	candela	bougie	sparking plug	1
2	**311-5-010**	attacco candela	attache bougie	sparking plug connector	1
3	**315-5-159**	bussola	entretoise	grommet	1
4	**152-424**	vite 4x14	vis	screw	3
5	**214-406**	rosetta elastica 4,3	rondelle elast.	elastic washer	3
6	**213-828**	rosetta 4,3	rondelle	washer	3
7	**351c-8-230**	gruppo induttore	groupe inducteur	flywheel rotor	1
8	**374-8-231**	basetta	support	stator back plate	1
9	**351c-8-100**	bobina A.T.	bobine A.T.	H.T. coil	1
10	**315-8-900**	bobina B.T.	bobine B.T.	L.T. coil	1
11	**315-8-448**	vite 4x22 con rosetta	vis avec rondelle	screw with washer	2
12	**315-8-447**	vite 4x20 con rosetta	vis avec rondelle	screw with washer	2
13	**351c-0-223**	coppia contatti	pointes platinées	contact breaker assembly	1
14	**315-8-213**	feltro	feutre	felt	1
15	**351c-8-040**	condensatore con vite	condensateur avec vis	condenser with screw	1
16	**374-8-291**	eccentrico	régulateur	breaker's register screw	1

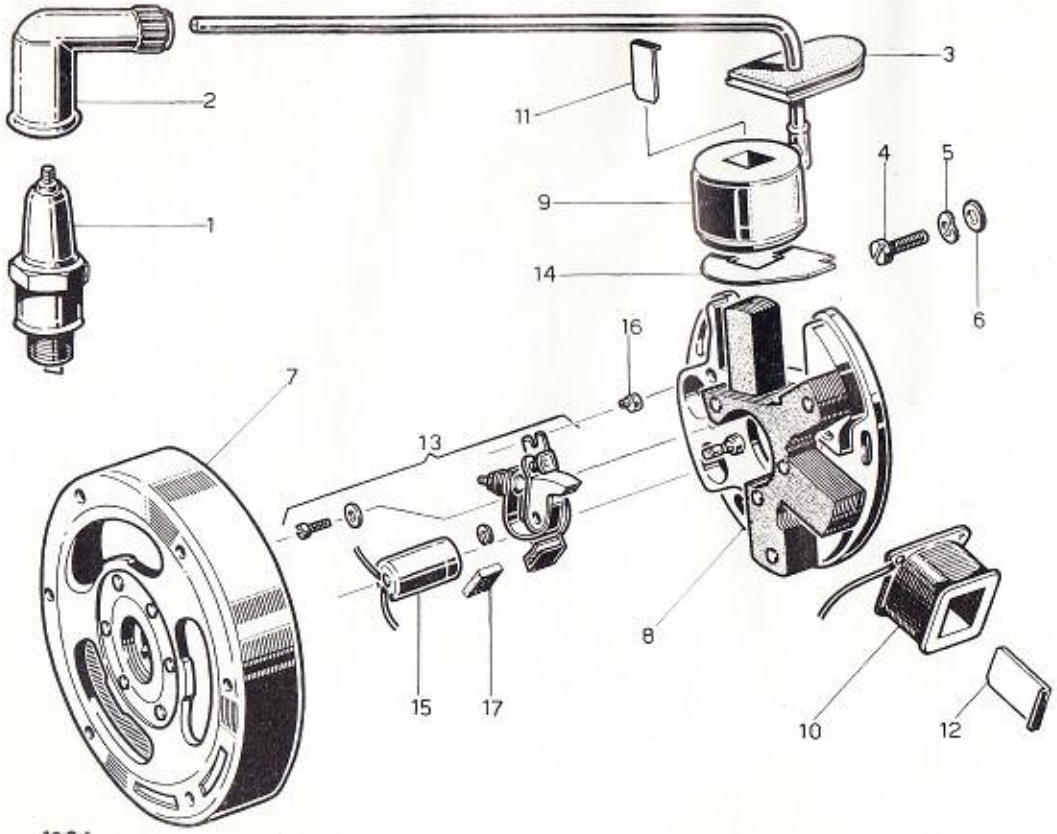

1064

ACCENSIONE — ALLUMAGE — IGNITION

Tav. 5

N.° figura Numéro figure Number drawing	Numero di ordinazione Numéro d'ordination Part number	Denominazione	Pièces	Part	Quantità Quantité Quantity
—	**351c-8-201**	volano completo	volant magnetique complet	flywheel magneto complete	1
1	**306-107**	candela	bougie	sparking plug	1
2	**311-5-010**	attacco candela	attache bougie	sparking plug connector	1
3	**315-5-159**	bussola	entretoise	grommet	1
4	**152-424**	vite 4x14	vis	screw	3
5	**214-406**	rosetta elastica 4,3	rondelle elastique	elastic washer	3
6	**213-828**	rosetta 4,3	rondelle	washer	3
7	**351d-8-240**	gruppo ruttore	groupe rupteur	breaker assembly	1
8	**351d-8-270**	piastra statore completa	plaque	stator back plate	1
9	**351d-8-190**	bobina A.T.	bobine A.T.	H.T. coil	1
10	**351d-8-290**	bobina B.T.	bobine B.T.	L.T. coil	1
11	**351d-8-186**	molla bloccaggio bobina A.T.	ressort	spring	1
12	**351d-8-187**	molla bloccaggio bobina B.T.	ressort	spring	1
13	**351d-0-224**	coppia contatti	pointes platinées	contact breaker assembly	1
14	**351d-8-226**	protezione isolante	protection	protection	1
15	**351d-8-980**	condensatore	condensateur	condenser	1
16	**351d-8-293**	eccentrico	régulateur	breaker's register screw	1
17	**315-8-213**	feltro	feutre	felt	1

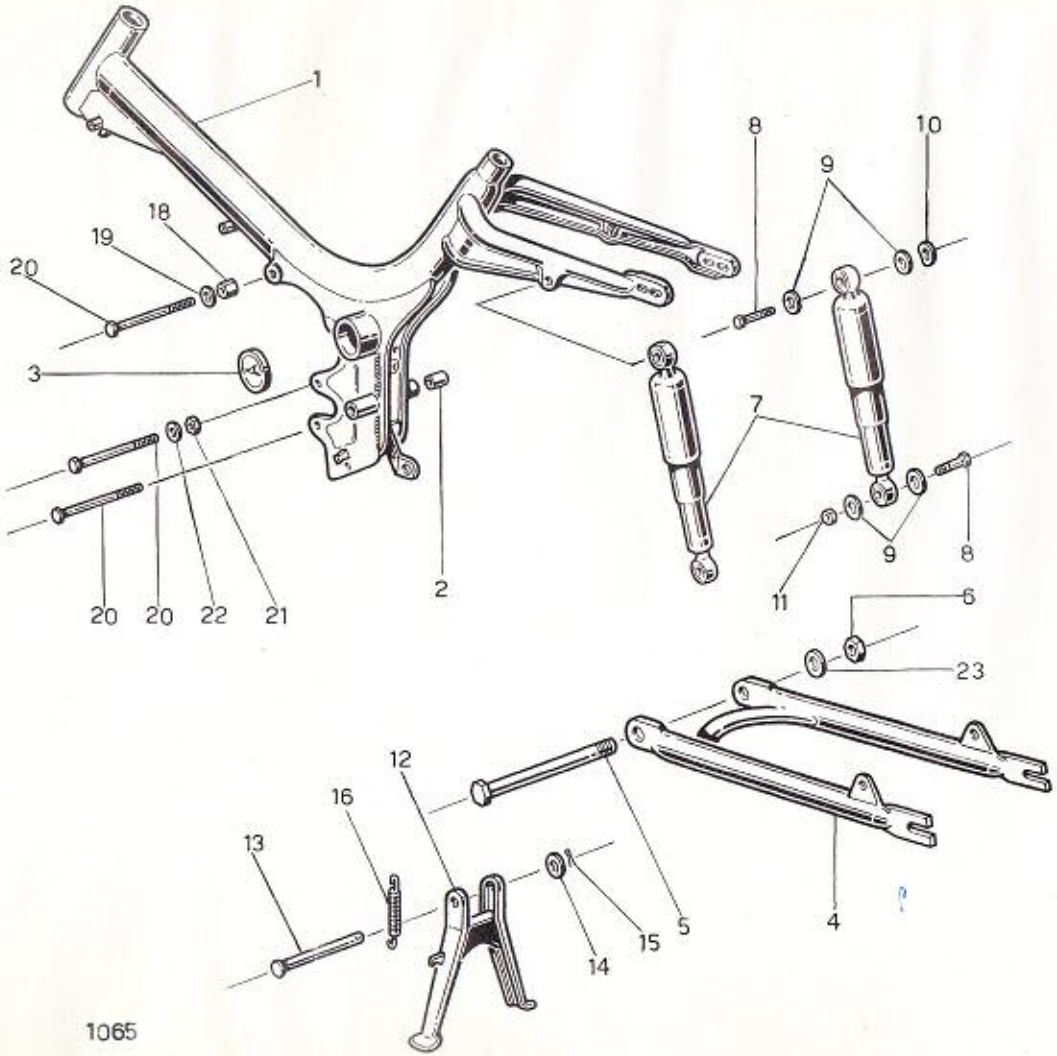

1065

TELAIO CADRE FRAME

Tav. 6

N.° figura Numéro figure Number drawing	Numero di ordinazione Numéro d'ordination Part number	Denominazione	Pièces	Part	Quantità Quantité Quantity
1	**551f-1-100**	telaio completo	cadre, complet	frame, complete	1
2	**553c-3-152**	bronzina	bague	bush	2
3	**551-1-453**	coperchio	couvercle	cover	1
4	**551f-3-100**	forcellone posteriore	fourche postérieure	rear fork	1
5	**553c-3-153**	perno	axe	pivot pin	1
6	**210-828**	dado 12x7	ecrou	nut	1
7	**551f-3-200**	sospensione	suspension	suspension unit	2
8	**126-292**	vite 10x35	vis	screw	4
9	**505-3-513**	rosetta 10,5x35	rondelle	washer	8
10	**214-436**	rosetta elastica 10x18	rondelle elast.	elastic washer	2
11	**210-724**	dado 10x6	ecrou	nut	2
12	**551f-7-020**	cavalletto	treteau	stand	1
13	**517-7-125**	perno cavalletto	axe treteau	stand pivot pin	1
14	**517-7-511**	rosetta 10,3x20	rondelle	washer	1
15	**215-160**	copiglia A 3x22	goupille	split pin	1
16	**551f-7-127**	molla	ressort	spring	1
17	**151-012**	vite 7 MA x 55	vis	screw	1
18	**210-418**	dado 7 UNI 207	ecrou	nut	1
19	**214-409**	rosetta 7,4x12	rondelle	washer	1
20	**151-009**	vite 8 MA x 90	vis	screw	2
21	**210-424**	dado 8 UNI 207	ecrou	nut	2
22	**214-410**	rosetta 8,4x15	rondelle	washer	2
23	**214-756**	rosetta 12,5x19,5	rondelle	washer	1

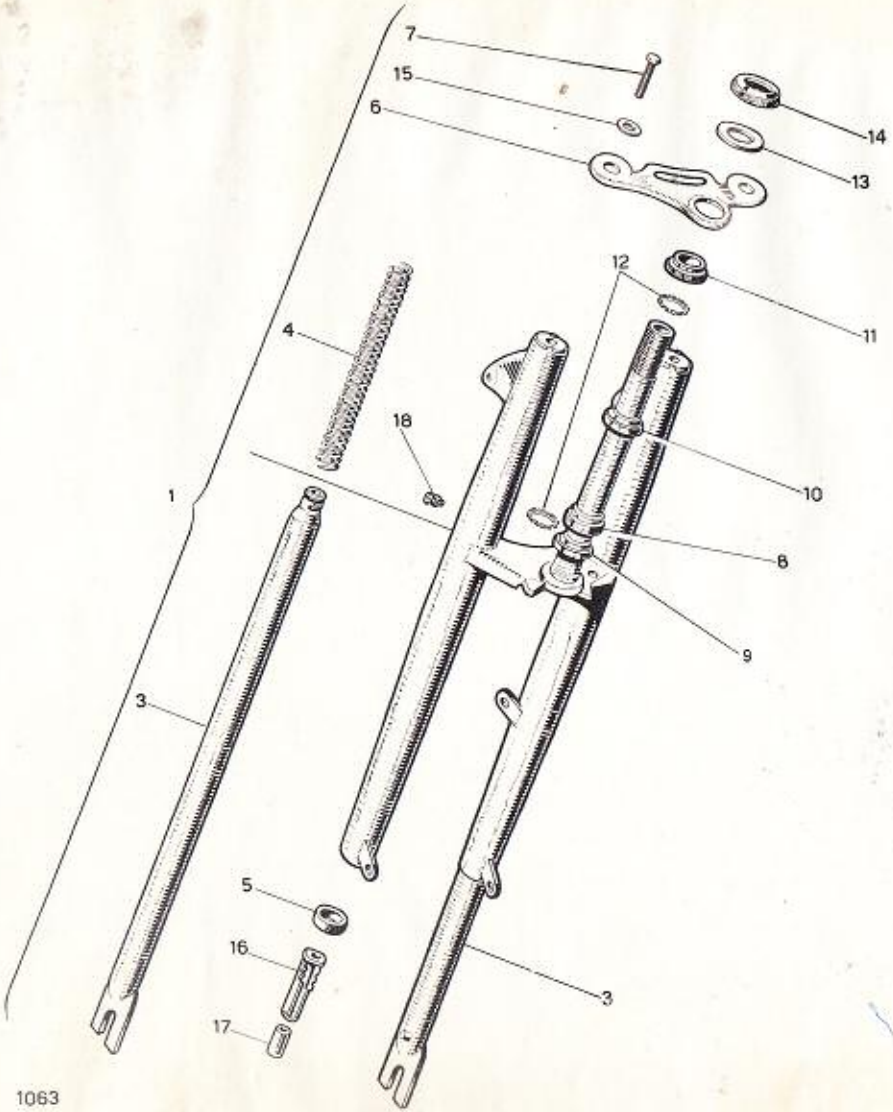
7
15
6
14
13
12
11
4
18
10
1
8
9
3
5
16
3
17
1063

FORCELLA ANTERIORE FOURCHE ANTERIEURE FRONT FORK

Tav. 7

N.° figura Numéro figure Number drawing	Numero di ordinazione Numéro d'ordination Part number	Denominazione	Pièces	Part	Quantità Quantité Quantity
1	**551f-2-100**	forcella completa	fourche compléte	fork complete	1
2	**551f-2-133**	estremità sinistra	extremité gauche	left plunger	1
3	**551f-2-132**	estremità destra	extremité droite	right plunger	1
4	**551f-2-134**	coppia molle	couple de ressorts	spring	1
5	**551f-2-144**	feltro	feutre	felt	2
6	**551f-2-179**	piastra	plaque	upper head support	1
7	**132-435**	vite 8x20	vis	screw	2
8	**517-2-238**	calotta inferiore	cage inférieure	lower bearing cone	1
9	**516-2-233**	controcalotta inferiore	contre-cage inferieure	lower bearing cup	1
10	**517-2-234**	controcalotta superiore	contre-cage supérieure	upper bearing cone	1
11	**516-2-232**	calotta superiore	cage supérieure	upper bearing cup	1
12	**551-2-239**	gabbia a sfere	cage à billes	ball cage	2
13	**516-2-236**	distanziere	entretoise	spacer	1
14	**516-2-235**	dado	ecrou	nut	1
15	**213-849**	rosetta 8,4	rondelle	washer	2
16	**551f-2-174**	tampone	tampon	cap	2
17	**551f-2-154**	tappo tenuta molla	bouchon	cover	2
18	**297-011**	ingrassatore (per telaio sino al.....)	graisseur	graser	2

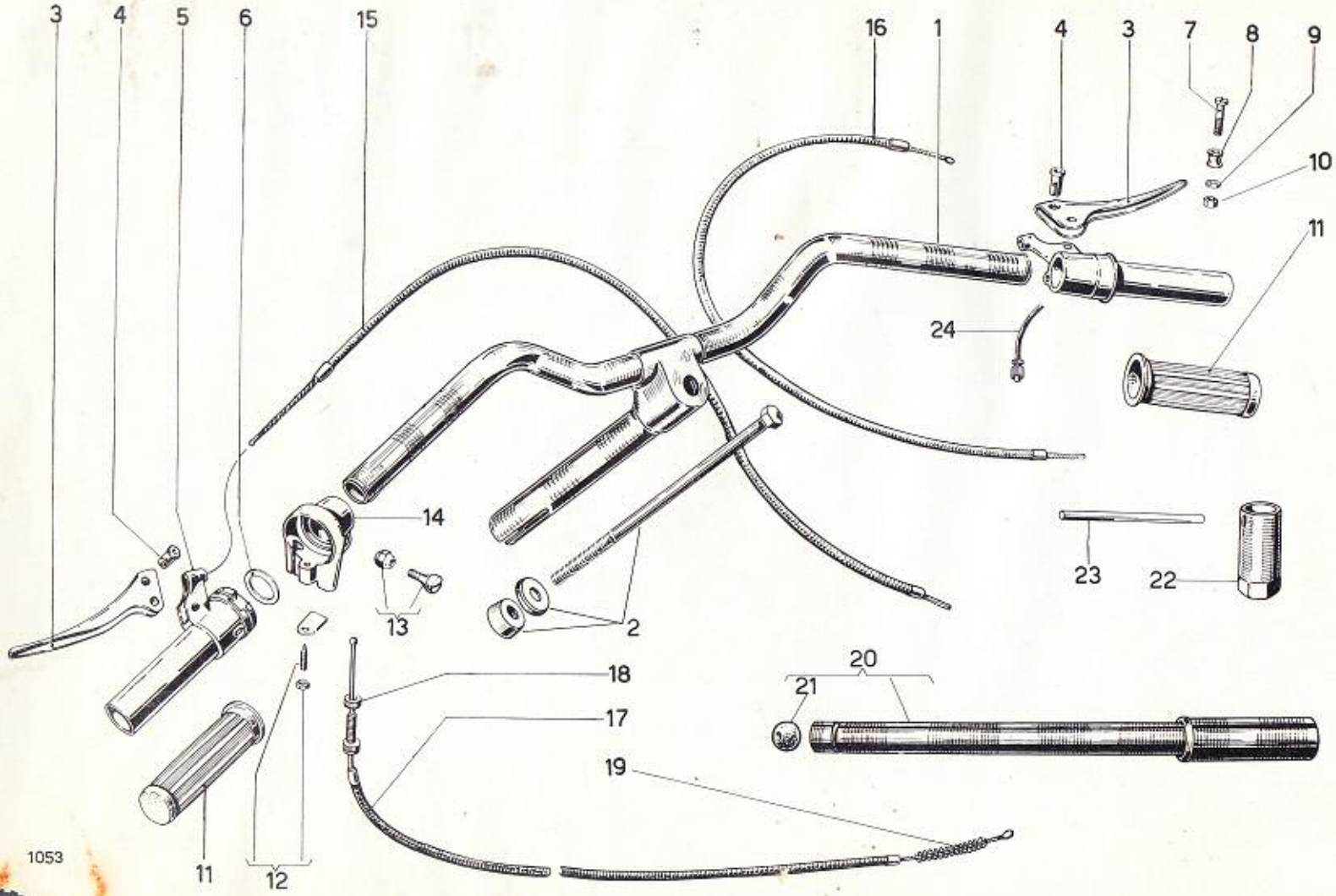
3
4
5
6
15
16
1
4
3
7
8
9
10
11
24
14
13
2
23
22
20
21
18
17
19
11
12
1053

MANUBRIO GUIDON HANDLEBAR

Tav. 8

N.° figura Numéro figure Number drawing	Numero di ordinazione Numéro d'ordination Part number	Denominazione	Pièces	Part	Quantità Quantité Quantity
—	**553c-0-131**	complessivo manopola gas	poignée gas, compléte	twistgrip complete, throttle	1
—	**551c-0-142**	complessivo manopola frizione e comando freno	poignée embrayage et frein, compléte	twistgrip complete, clutch and brake	1
1	**553c-5-100**	manubrio	guidon	handlebar	1
2	**517-5-125**	expander	expander	expander	1
3	**553c-5-176**	leva comando freno	levier frein	brake lever	2
4	**553c-5-178**	bussola	entretoise	bush	2
5	**553c-5-212**	manopola di comando	poignée	twistgrip	1
6	**214-779**	rosetta 26,3 x 38 x 1	rondelle	washer	2
7	**553c-5-516**	vite 6 x 24	vis	screw	2
8	**553c-5-205**	distanziale	entretoise	spacer	2
9	**305-032**	rosetta di fermo 6,4	rondelle	washer	2
10	**210-708**	dado 6	écrou	nut	2
11	**553c-5-222**	impugnatura manubrio	poignée	handgrip	2
12	**553c-5-515**	vite con controdado	vis avec contre-écrou	screw with lock-nut	1
13	**553c-5-514**	vite con dado	vis avec écrou	screw with nut	1
14	**551c-5-231**	custodia	garde	cover	1
15	**551-4-600**	comando freno posteriore	commande frein avant	brake cable, front	1
16	**551-4-500**	comando freno anteriore	commande frein arriére	brake cable, rear	1
17	**551c-7-300**	comando frizione	commande embrayage	clutch cable	1
18	**315-9-519**	controdado	contre-écrou	lock-nut	1
19	**315-7-195**	molla	ressort	spring	1
20	**509-7-010**	pompa	pompe	type pump	1
21	**509-7-311**	raccordo	raccord	connector	1
22	**309-9-112**	chiave candela	clé bougie	spark plug spanner	1
23	**309-9-113**	spina	goupille	tommy bar	1
24	**551f-7-180**	tubetto guida filo completo	tube	tube	1

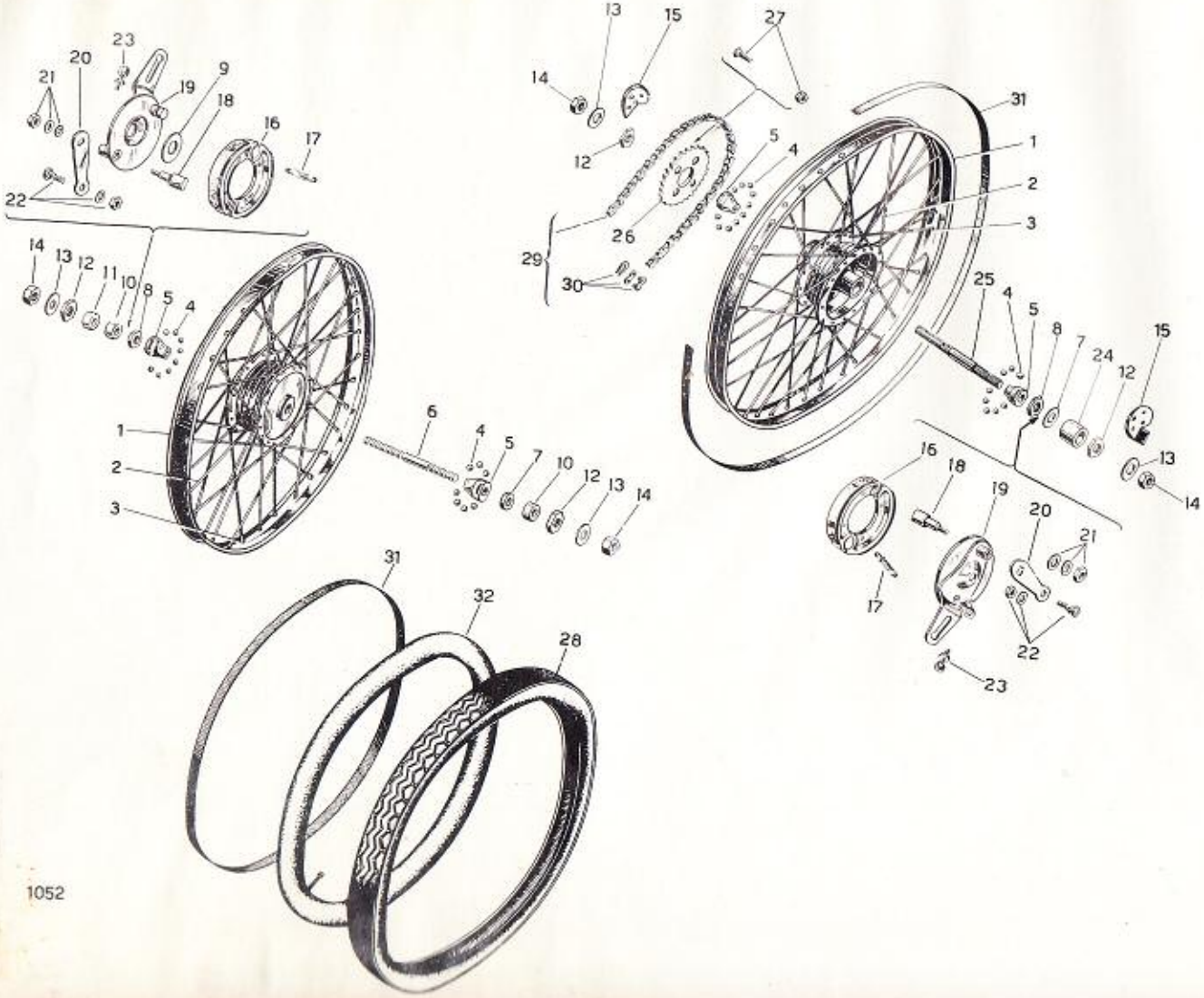
1052

RUOTE — ROUES — WHEELS

Tav. 9

N.° figura Numéro figure Number drawing	Numero di ordinazione Numéro d'ordination Part number	denominazione	pièces	parts	Quantità Quantité Quantity
—	**591-4-700**	ruota anteriore	roue antérieure	front wheel	1
—	**551B-4-800**	ruota posteriore	roue postérieure	rear wheel	1
—	**551-4-200**	mozzo ruota anteriore	moyeu roue anter.	front wheel hub	1
—	**551 c-4-800**	mozzo ruota posteriore	moyeu roue poster	rear wheel hub	1
1	**591-4-211**	cerchio 1,20x18	jante	rim	2
2	**591-4-212**	raggio 2,3x199	rayon	spoke	72
3	**517-4-214**	niplo	nipple	nipple	72
4	**301-156**	sfera 7/32"	bille	ball	44
5	**561-4-252**	cono	cone	cone	4
6	**561-4-251**	perno ruota anteriore	pivot roue anter.	front wheel spindle	1
7	**561-4-552**	rosetta 11,2x19,5x1	rondelle	washer	2
8	**561-4-532**	dado 11x5	ecrou	nut	2
9	**561-4-551**	rosetta 11,2x19,5x2	rondelle	washer	1
10	**561-4-548**	distanziere 11,2x18x8	entretoise	spacer	2
11	**551-4-549**	distanziere 11,2x18x5	entretoise	spacer	1
12	**561-4-547**	dado 11x4x24	ecrou	nut	4
13	**561-4-539**	rosetta 11,2x22x2	rondelle	washer	4
14	**561-4-222**	dado 11x10	ecrou	nut	4
15	**551B-4-141**	tendicatena	tendeur de chaine	chain tightener	2
16	**561-4-220**	coppia ceppi	couple machoires	brake shoe assembly	2
17	**561-4-273**	molla	ressort	spring	4
18	**561-4-274**	chiave apriceppi	clé ouvre-machoires	brake shoe cam	2
19	**561-4-270**	supporti ceppi	support machoires	brake backing plate	2
20	**561-4-275**	leva	levier	lever	2
21	**561-4-535**	dado con rosette	ecrou avec rondelles	nut with washers	2
22	**561-4-536**	morsetto con dado e rosetta	collar raccord avec écrou et rondelle	swivel pin with nut and washer	2
23	**561-4-515**	vite registro	vis réglage	adjusting screw	2

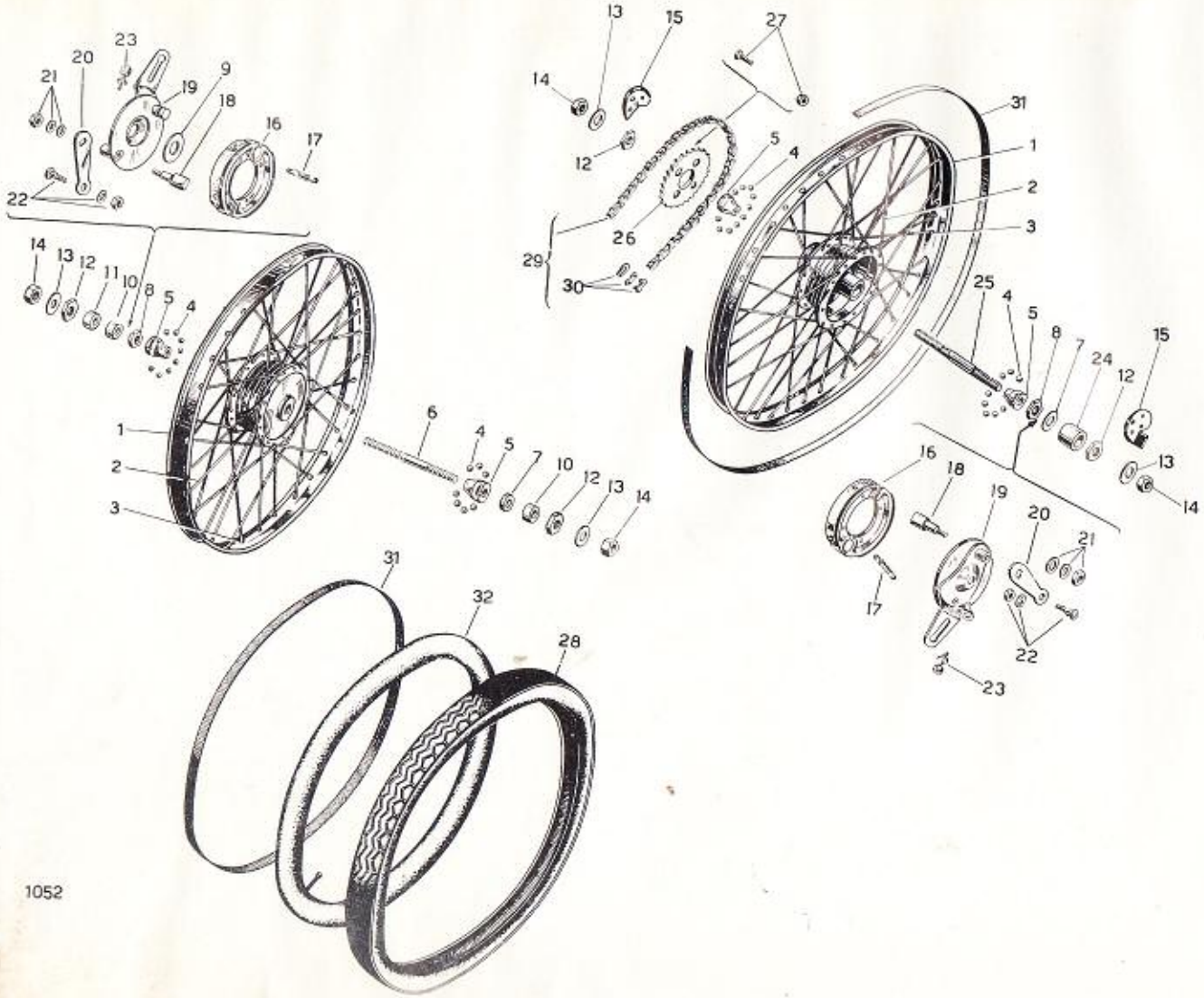
1052

RUOTE ROUES WHEELS

N.° figura Numéro figure Numberdrawing	Numero di ordinazione Numéro d'ordination Part number	denominazione	pièces	parts	Quantità Quantité Quantity
24	**551-4-548**	distanziere 11,2 x 18 x 33	entretoise	spacer	1
25	**551-4-254**	perno ruota posteriore	pivot roue postér.	rear wheel spindle	1
26	**551B-4-227**	ingranaggio Z 22	engrenage	sprocket	1
27	**551-4-517**	vite 6 x 15	vis	screw	4
28	**561-4-216**	copertura 2 x 20	pneu	tyre	2
29	**517-4-070**	catena	chaine	chain	1
30	**505-4-128**	maglia di giunzione	maillon	spring connecting link	1
31	**503-4-215**	anello copriraggi	anneau couvre rayon	rim inner liner	2
32	**561-4-080**	camera d'aria 24 x $1^3/_4$'	chambre à air	inner tube	2

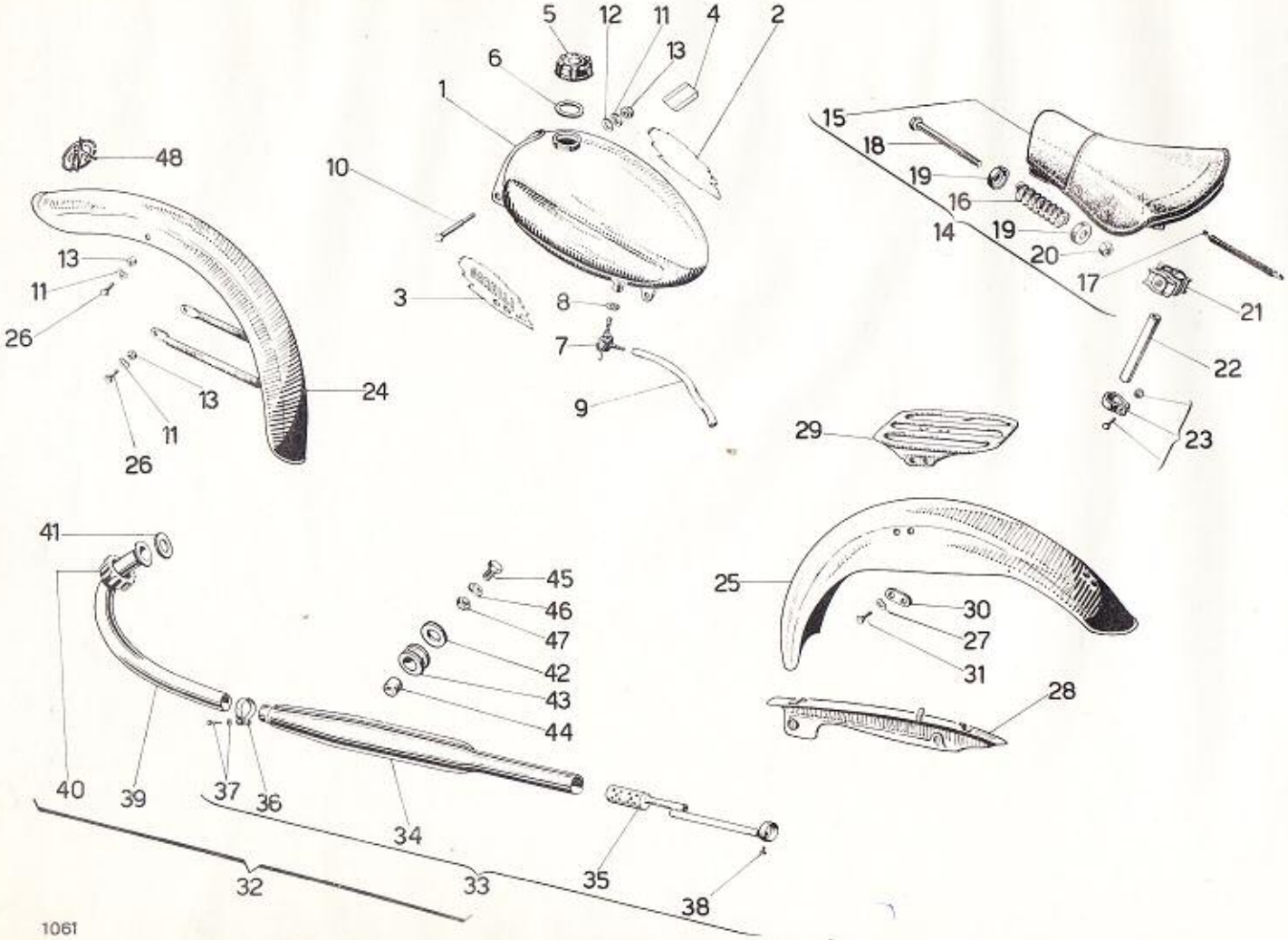
5
12
11
4
2
6
13
1
15
18
19
16
14
19
20
17
21
22
23
48
10
13
11
26
3
8
7
9
13
11
26
24
29
41
45
46
47
42
43
44
25
30
27
31
28
40
39
37
36
34
32
33
35
38
1061

SERBATOIO - PARAFANGHI
SELLE - SILENZIATORE - SCARICO

RESERVOIR - GARDEBOUES
SELLE - SILENCIEUX DECHARGE

FUEL TANK - MUDGUARDS
SADDLE - EXHAUST SILENCER

N.° figura Numéro figure Numberdrawing	Numero di ordinazione Numéro d'ordination Part number	denominazione	pièces	parts	Quantità Quantité Quantity
1	**551f-1-090**	serbatoio	reservoir	fuel tank	1
2	**551-7-216**	decalcomania destra	decalcomanie droite	right decalcomania	1
3	**551-7-217**	decalcomania sinistra	decalcomanie gauche	left decalcomania	1
4	**551-7-215**	decalcomania istruzioni	decalcomanie instructions	instruction decalcomania	1
5	**517-1-251**	tappo serbatoio	bouchon réservoir	fuel tank cap	1
6	**505-1-512**	guarnizione 32x41	joint	gasket	1
7	**311-5-070**	rubinetto	robinet	fuel cock	1
8	**298-418**	guarnizione 10x15	joint	gasket	1
9	**551f-1-256**	tubo carburante	tuyau carburant	fuel pipe	1
10	**128-260**	vite 6x70	vis	screw	2
11	**214-408**	rosetta 6,3x11	rondelle	washer	12
12	**213-840**	rosetta 6,4	rondelle elast.	elastic washer	12
13	**210-414**	dado 6	ecrou	nut	7
14	**513-1-050**	sella	selle	saddle	1
15	**513-1-080**	imbottitura	capitonnage	saddle cover	1
16	**503-1-271**	molla	ressort	spring	1
17	**503-1-272**	molla	ressort	spring	11
18	**503-1-273**	tirante	tirant	tie rod	1
19	**503-1-274**	scodellino	cuvette	cup	2
20	**503-1-275**	dado	ecrou	nut	1
21	**517-1-268**	morsetto	collar raccord	clamp	1
22	**513-1-262**	tubo reggisella	tige de selle	saddle stand tube	1
23	**517-1-265**	morsetto	collar raccord	clamp	1
24	**551f-2-010**	parafango anteriore	garde-boue avant	front mudguard	1
25	**551f-1-010**	parafango posteriore	garde-boue arriére	rear mudguard	1

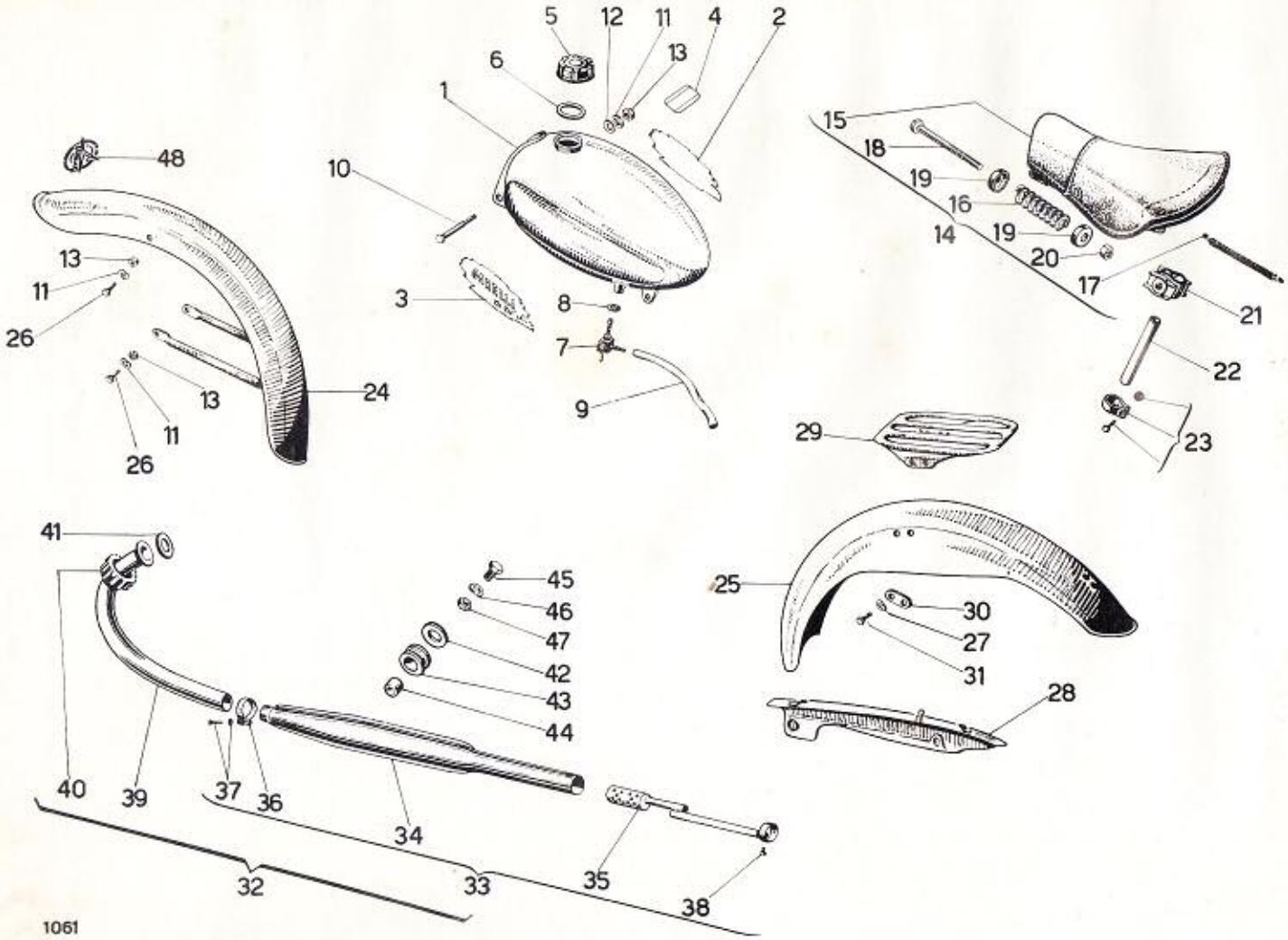
5
12
11
4
2
6
13
1
15
18
19
16
14
19
20
17
21
22
23
48
10
13
11
26
3
8
7
9
24
13
11
26
29
41
45
46
47
42
43
44
25
30
27
31
28
40
39
37
36
34
32
33
35
38
1061

N.° figura Numéro figure Number drawing	Numero di ordinazione Numéro d'ordination Part number	Denominazione	Pièces	Part	Quantità Quantité Quantity
26	**132-303**	vite 6x12	vis	screw	6
27	**214-768**	rosetta 6,4x15x1	rondelle	washer	2
28	**551f-4-060**	copricatena	couvre-chaine	chain guard	1
29	**551f-1-030**	portapacchi	porte bagages	luggage carrier	1
30	**503-1-363**	piastrina	plaquette	plate	2
31	**132-312**	vite 6x16	vis	screw	4
32	**351c-3-700**	silenziatore completo	silencieux compl.	silencer complete	1
		(x motori sino al 2030200)			
32	**351d-3-700**	silenziatore completo			1
		(x motori dal 2030201 in avanti)			
33	**353KY-3-710**	silenziatore	silencieux	silencer	1
		(x motori sino al 2030200)			
33	**351d-3-710**	silenziatore			1
		(x motori dal 2030201 in avanti)			
34	**353KY-3-720**	corpo silenziatore	corps silencieux	silencer shell	1
		(x motori sino al 2030200)			
34	**351d-3-720**	corpo silenziatore			1
		(x motori dal 2030201 in avanti)			
35	**315HSS-3-730**	tubo	tuyau	inner baffles	1
		(x motori sino al 2030200)			
35	**351d-3-730**	tubo			1
		(x motori dal 2030201 in avanti)			
36	**341-3-288**	fascetta	collier	clamp	1
37	**315HSS-3-515**	vite 6x30	vis	screw	1
38	**315HSS-3-514**	vite 3/16x5	vis	screw	1
39	**351-3-284**	tubo	tuyau	pipe	1
40	**352-3-281**	ghiera	anneau à ecrou	ring nut	1
41	**315-3-233**	guarnizione scarico	ioint décharge	exhaust gasket	1
42	**561-1-563**	rosetta 8,4x22x2	rondelle	washer	2
43	**374RB-3-853**	anello	anneau	circlip	1
44	**374RB-3-852**	distanziere	entretoise	spacer	1
45	**132-436**	vite 8x20	vis	screw	1
46	**214-410**	rosetta elastica 8,4	rondelle elastique	elastic washer	1
47	**210-048**	dado 8	écrou	nut	1
48	**477B-9-814**	decalcomania	decalcomanie	decalcomania	1

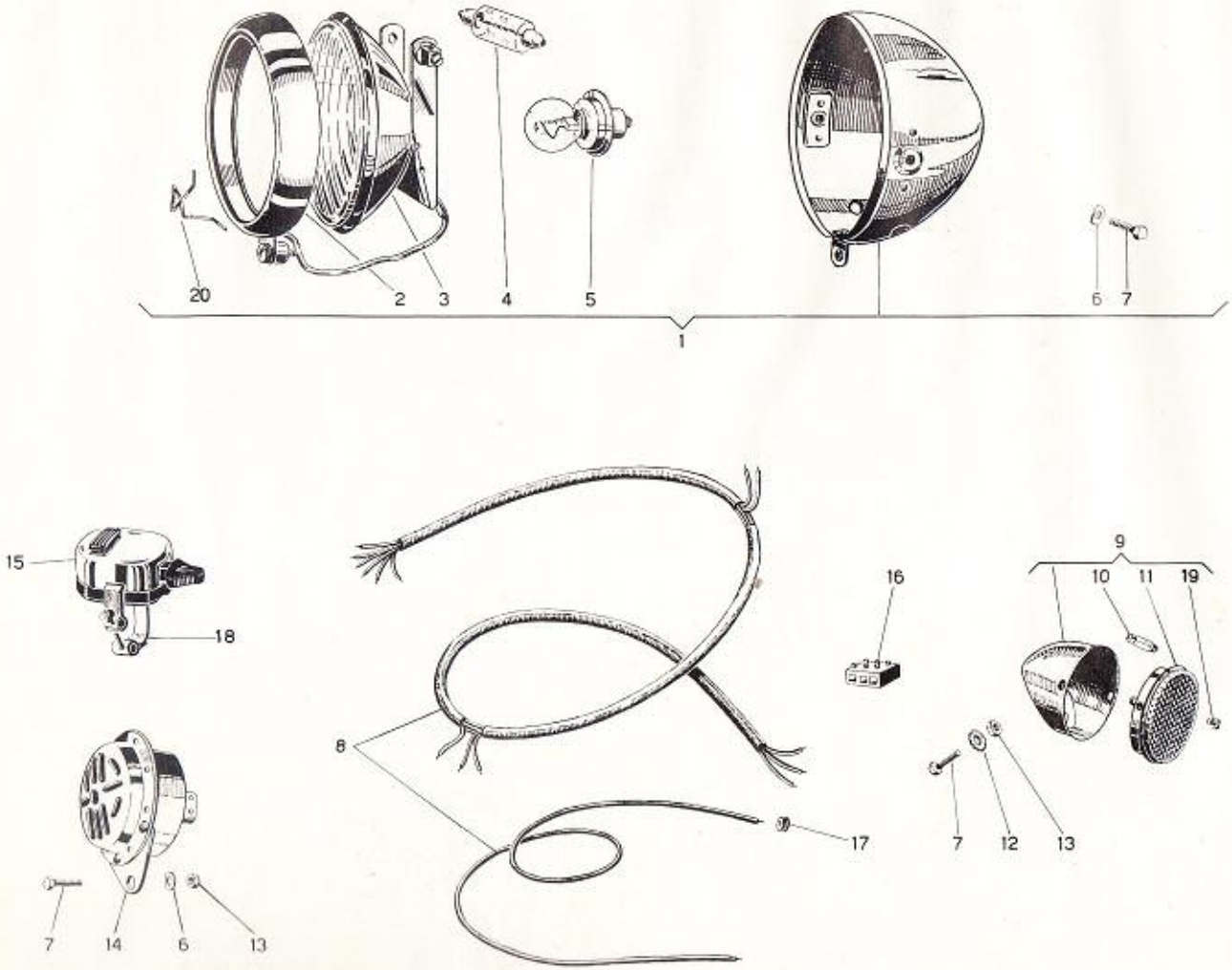
20
2
3
4
5
6
7
1
15
18
8
16
9
10
11
19
17
7
12
13
7
14
6
13

IMPIANTO ELETTRICO SYSTEME ELECTRIQUES LINGHTING SYSTEM

Tav. 11

N.° figura Numéro figure Number drawing	Numero di ordinazione Numéro d'ordination Part number	Denominazione	Pièces	Part	Quantità Quantité Quantity
1	**551-6-100**	proiettore	phare projecteur	head lamp	1
2	**551-6-110**	cornice	monture	rim	1
3	**551-6-190**	gruppo ottico	parabole et verre	reflector and lens	1
4	**551-6-163**	lampadina siluro 15 W.	ampoule	bulb	1
5	**551-6-161**	lampadina 15 W.	ampoule	bulb	1
6	**214-408**	rosetta elastica 6,4	rondelle elastique	elastic washer	3
7	**132-303**	vite 6x12	vis	screw	4
8	**551f-6-040**	gruppo cavi	groupe cables	cables	1
9	**551-6-200**	fanalino posteriore	phare arriére	tail lamp	1
10	**551-6-162**	lampadina 3 W.	ampoule	bulb	1
11	**551-6-210**		gemme	reflector	1
12	**305-132**	rosetta 6,4	rondelle	washer	1
13	**210-414**	dado 6x5	ecrou	nut	2
14	**551-6-030**	avvisatore	avertisseur	horn	1
15	**509-6-300**	commutatore	commutateur	switch	1
16	**509-6-134**	morsetto	collar raccord	junction block	1
17	**503-6-179**	bussola	entretoise	grommet	2
18	**509-6-330**	gruppo fascette	groupe colliers	clamp assembly	1
19	**517-6-514**	vite	vis	screw	2
20	**551-6-115**	molletta	ressort	spring	5

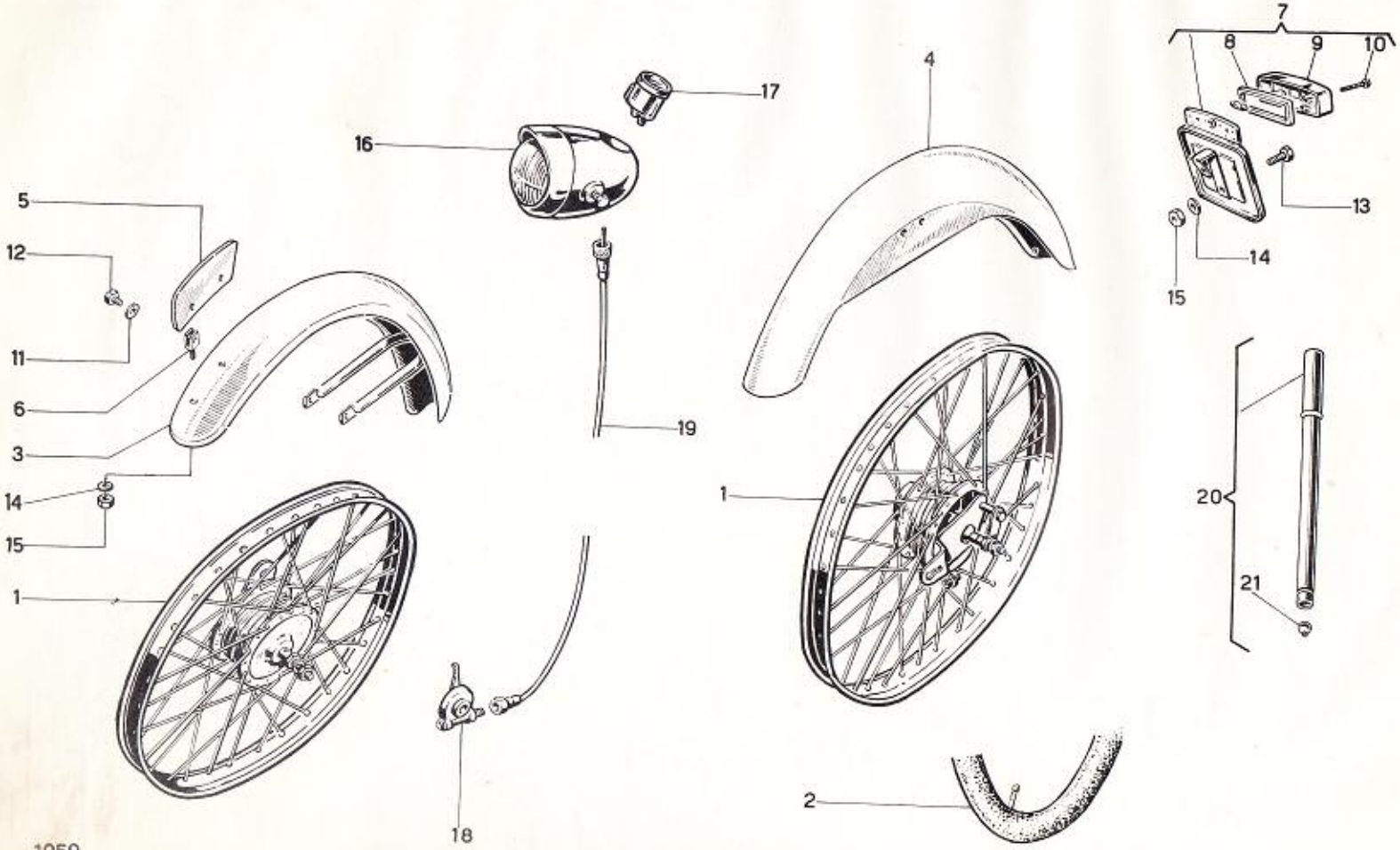

1059

VARIANTI PER CICLOMOTORI VERSIONE "E„

CHANGEMENTS POUR CYCLOMOTEURS, ÉDITION "E„

AMENDMENTS FOR MOPEDS, MODEL "E„

Figura numero	Numero di ordinazione	denominazione	pièces	parts	Quantità	N.	Fig. N.
—	**551bE-4-700**	ruota anteriore completa	roue compléte, avant	wheel complete, front	1	**591-4-700**	
—	**551bE-4-800**	ruota posteriore completa	roue compléte, arriére	wheel complete, rear	1	**551B-4-800**	
1	**555c-4-211**	cerchio 2x18	jante	rim	2	**591-4-211**	1
2	**561E-4-080**	camera d'aria 2x18	chambre à air	tube	2	**561-4-080**	32
3	**553bE-2-010**	parafango anteriore	gardeboue avant	mudguard, front	1	**551f-2-010**	24
4	**553bE-1-010**	parafango posteriore	gardeboue arriére	mudguard, rear	1	**551f-1-010**	25
5	**552E-2-354**	portatarga anteriore	porteplaque avant	number plate, front	1	—	
6	**552E-2-522**	vite fissaggio portatarga	vis	screw	2	—	
7	**552E-6-200**	fanalino posteriore con portatarga	phare avec porteplaque arriére	tail light with number plate, rear	1	**551-6-200**	9
8	**552E-6-221**	guarnizione	joint	gasket	1	—	
9	**552E-6-210**	catadiottro	catadioptre	rear reflector	1	**551-6-210**	11
10	**552E-6-514**	vite	vis	screw	2	**517-6-514**	19
11	**214-407**	rosetta elastica 5,3	rondelle élastique	washer, elastic	2	—	
12	**132-240**	vite 5x12	vis	screw	2	—	
13	**132-303**	vite 6x12	vis	screw	1	—	
14	**305-132**	rosetta di fermo 6,4	rondelle	washer	3	—	
15	**210-414**	dado 6	ecrou	nut	3	—	
16	**555-6-100**	proiettore	projecteur	head-lamp	1	**551-6-100**	1
17	**509-7-372**	contamiglia	compteur en milles	speedo-miles	1	—	
18	**553bE-7-381**	rinvio	commande compteur	speedo-drive	1	—	
19	**552E-7-386**	trasmissione	trasmission	speedo-cable	1	—	
20	**512-7-010**	pompa	pompe	tyre pump	1	**509-7-010**	20
21	**512-7-311**	raccordo	raccord	connector	1	**509-7-311**	21

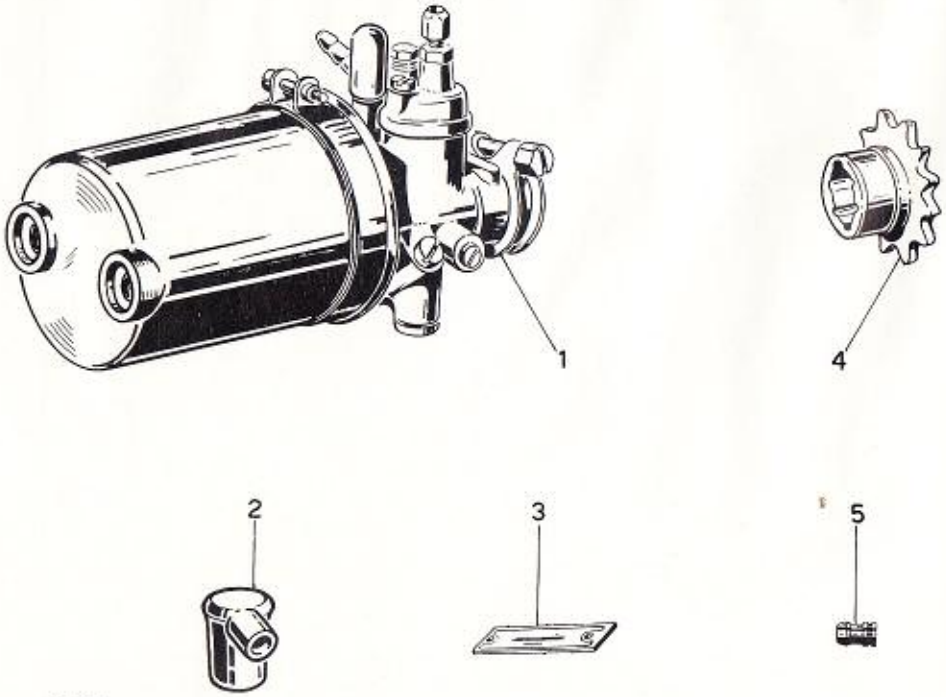

1067

VARIANTI PER CICLOMOTORI VERSIONE "E„

CHANGEMENTS POUR CYCLOMOTEURS, ÉDITION "E„

AMENDMENTS FOR MOPEDS, MODEL "E„

Tav. 12

Figura numero	Numero di ordinazione	denominazione	pièces	parts	Quantità	N.	Fig. N.
1	**827-004**	carburatore completo	carburateur	carburettor	1	**823-006**	3
2	**354R-5-010**	attacco candela	ottache bougie	connector, sparking plug	1	**311-5-010**	2
3	**351 bEP - 1-461**	targhetta motore	plaquette moteur	data plate	1	**351dP-1-461**	20
4	**351E-7-287**	pignone Z 16	pignon	sprocket	1	**351-7-287**	21
5	**306-901**	morsetto per candela	collier bougie	clamp, sparking plug	1		—

GARELLI

GARELLI

GRAFICA BRIANTEA - MONTICELLO

IceniCAM
Information Service

The Iceni
CAM
Cyclemotor Autocycle E-Moped
Magazine