


IceniCAM Information Service



VICTORIA-MOTOR M51 - M51D - M51K


Gruppe 1: Motorgehäuse

Ring-Rillenlager für:

Kurbelwelle

Getriebewellen

Lichtmaschinendeckel



Illus. No.	Part No.	Description	Qu'ty	Price Ea.		
				£.	s.	d.
1-1j	1200 K 015	Crank Case L complete	1	5	11	5
1	1201 K 15	" " " bare	1	3	-	-
1a	Bo15 DIN 615	Bearing 15 x 40 x 10	1		18	-
1b	6002 DIN 625	" 15 x 32 x 9	1		11	4
1c	6003 DIN 625	" 17 x 35 x 10	1		11	11
1d	DIN 6503	Oil Seal 15 x 24 x 7	1		5	4
1e	7029 K 2	" " 21 x 30 x 6.5	1		4	11
1f	7026 K 3	" " 16 x 24 x 4	1		1	3
1g	7012 K 70	P/Shaft Bush (18 m.m)	1		3	5
1h	7025 K 38	Felt Ring	1			3
1i	7324 K 34	Felt Cover Plate	1			2
1j	38-01-049	Air Breather	1			7
2	7054 K 9	Cylinder Stud	4			10
2a	7506 K 34	Rubber Grommet Plug Lead 7 mm.	1			7
2b	7174 K 30	Stop Plate	1		1	9
2c	M6 x 15 DIN 933	Hex. Bolt	1			4
2d	A6.4DIN6797	Washer	1			1
2e	7334 K 20	Cable Adjuster	1		1	6

Illus No.	Part No.	Description	Qu'ty	Price Ea.		
				£.	s.	d.
2f	7354 K 60	Lock Ring	1			3
2g	M6x30DIN933	Stop Bolt	1			6
2h	M6DIN934	Lock Nut	1			3
3-3f	1200K016	Crank Case R complete	1	4	19	-
3	1201K16	" " R bare	1	2	10	7
3a	7029K2	Oil Seal 21x30x6.5	1		4	11
3b	393065DIN625	Bearing 15x35x8	1		10	6
3c	J35x1.5DIN472	Circlip (expanding)	1		1	6
3d	16004G2DIN625	Bearing 20x42x8	1		15	9
3e	42x1175DIN472	Circlip (expanding)	1		2	3
3f	6002DIN625	Bearing 15x32x9	1		11	4
4	7025K72	Gasket	1			8
4a	10.5x8.5x10	Dowel	1			6
4b	M6x35DIN912	Allen Screw	2			11
4c	M6x30DIN912	" "	2			9
4d	23002	C.S'k Screw 41 mm. long	5			6
4e	21120	" " 55 mm. long	1			6
4f	21119	" " 60 mm. long	3			6

Note. Amendment to Item 3b

Bearing 393065 or 65494 can be used Price 15/6 ea

MOTOR M 51, M 51 D, M 51 K.

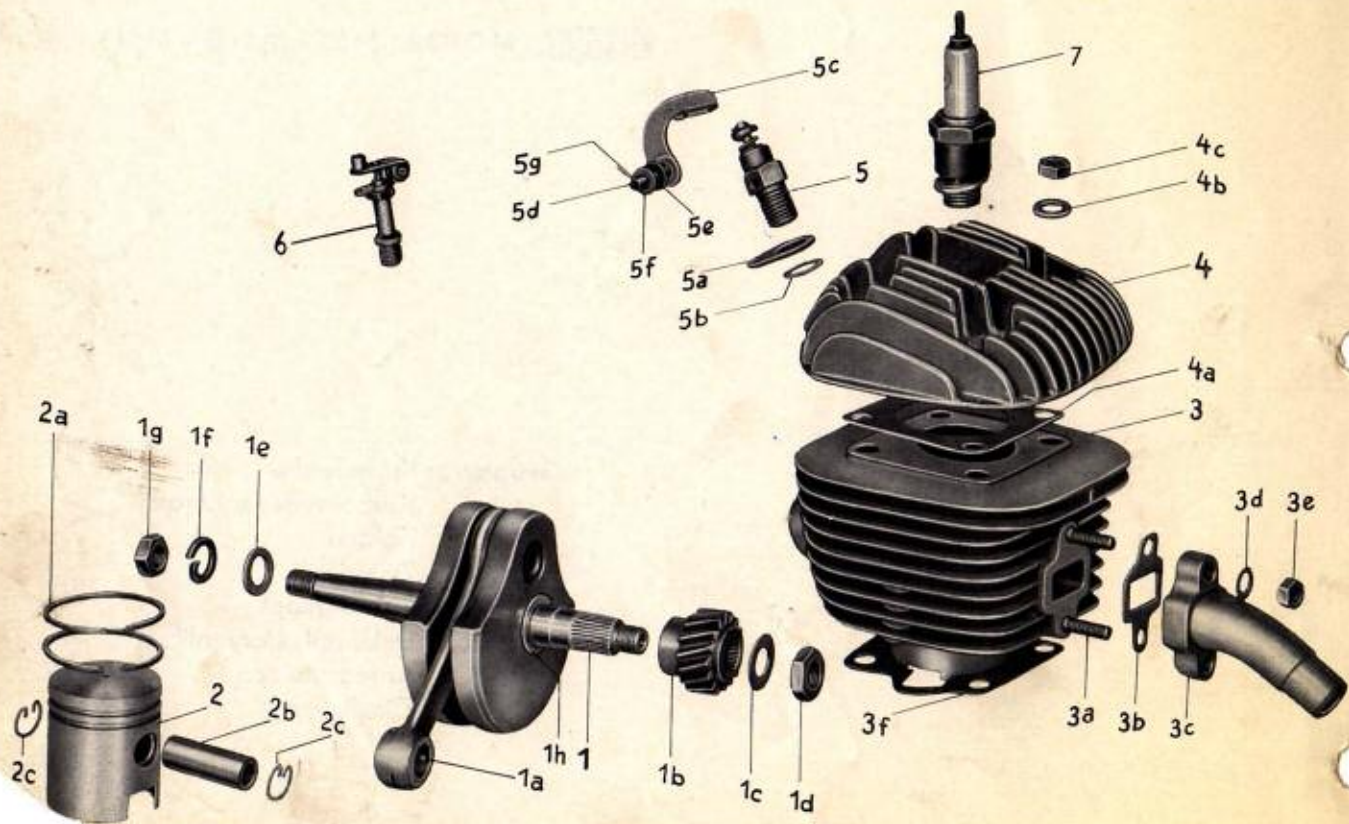
Illus. 4g-5b Group 1.

Illus. No.	Part No.	Description	Qu'ty	Price Ea.		
				£.	s.	d.
4g	7734K5	Cable Clip	1			2
4h	7146K41	Eng. Mounting Rubber	6			6
4i	7114K44	Distance Piece	3		1	9
4j	7164K32	Thin Washer	6			3
4k	7354K91	Hex. Nut	6			5
5	1231K10	F'Wheel Cover Plate (dull)	1	1	-	8
	1231K13	" " " (polished)	1	1	4	7
5a	21145	C.S'k Screw 35 mm. long	2			6
5b	7506K27	Rubber Fillet	1		1	6
	7337K1	Gear Box Filler Plug	1		1	5
	7506K31	Rubber Grommet (for light & cut-out wire)	2			2.

VICTORIA - MOTOR M 51 - M 51 D - M 51 K

2

Gruppe 2: Kurbelwelle
Kurbelwellenzahnrad
Kolben
Zylinder
Zylinderkopf
Dekompressorventil
Ansaugstutzen
Zündkerze



MOTOR M 51, M 51 D, M 51 K.

Illus. 1-3c Group 2

Illus No.	Part No.	Description	Qu'ty	Price Ea.		
				£.	s.	d.
1	1300K25	Crank Shaft Assembly	1	4	8	-
1a	7012K21	Small End Bush	1		4	-
1b	1254K8	Main Shaft Pinion (16T)	1		13	6
1c	7164K30	Tab Washer	1			3
1d	38-03-019	Hex. Nut M/Shaft 10mm x 17mm af 1	1			6
1e	10.5DIN433	Plain Washer	1			2
1f	A10DIN127	Spring Washer	1			2
1g	7354K53	Hex. Nut M. 10x1x14mm a/f	1			3
1h	7314K74	Shim 0.1 mm.)				
	7314K75	" 0.15 mm.)				
	7314K76	" 0.2 mm. As req.)				2
	7314K82	" 0.4 mm.)				
2-2c	1050K020	Piston com. std. size 37.97	1	1	17	7
	1050K044	" " 1st o/size		1	17	7
	1050K045	" " 2nd o/size		1	17	7
2	1051K58M	Piston std. bare		1	7	9
	1051K59M	" 1st o/size bare		1	7	9
	1051K60M	" 2nd " "		1	7	9
2a	1073K9	Piston Ring std.	2		2	7
	1073K10	" " 1st o/size	2		2	7
	1073K11	" " 2nd o/size	2		2	7
2b	1064K4	Gudgeon Pin	1		4	5
2c	12DIN73123	" " Circlip	2		a	2
3	1013K8	Cylinder Barrel	1	2	19	8
3a	7054K30	Stud	2			6
3b	7025K36	Gasket	1			3
3c	1241K17	Induction Stub	1		7	5

MOTOR M 51, M 51 D, M 51 K.


Illus. 3d-7 Group 2

Illus No.	Part No.	Description	Qu'ty	Price Ea.		
				£.	s.	d.
3d	B6DIN137	Spring Steel Washer	2			1
3e	M6DIN934	Nut	2			2
3f	7025K35	Cylinder Base Gasket	1			5
4	1021K25	" Head with d/comp hole	1	19		3
	1021K16	" "without " "	1	17		11
4a	7025K40	" " Gasket	1			8
4b	8DIN1441	Washer	4			1
4c	M7DIN934	Nut 11 mm. a/f	4			2
5-5f cancelled, use 1630 K4						
6	1630K4	Karco-Decompressor	1	8		4
		Washer for part 1630K4 use 24185	1			4
7	W225T1	Bosch Sparking Plug	1	5		-

VICTORIA - MOTOR M51 - M51 D - M51 K

3

Gruppe 3: Kupplungsdeckel
Kupplungswelle
Kupplungszahnrad
Kupplungslamelle
Kupplungsdruckfeder
Kupplungskern
Mitnehmerhülse für Bremse
Fußbremshebel



Illus No.	Part No.	Description	Qu'ty	Price Ea.		
				£.	s.	d.
1	1250K5	Clutch Wheel	1	2	1	10
1b-1bl	Supplied only as a unit 1250K5					
1c	2690K17	Clutch Backplate	1	6	4	
1d	2699K2	Clutch Friction Plate	3	5	6	
1e	2694K16	Plain Plate	2	1	1	
1f	2694K18	Pressure Plate	1	2	7	
1g	2654K44	Clutch Spring	6		3	
1h	7324K36	Spring Cup	6		3	
1i	2974K1	Clutch Hub	1	4	2	
1j	WA144/1DIN471	Clutch Pressure Plate Circlip	1		10	
1k	7354K30	L/H Flange Nut 17mm. a/f	1	1	5	
1L	7314K73	Spring Plate	1	1	5	
1m	A4DIN127	Spring Washer 4 mm.	6		1	
1n	M4DIN934	Hex. Nut 4 mm.	6		2	
1o	7314K72	Clutch Adjusting Shim	As req'.		1	
1p	7244K8	Clutch Pin	1		10	
1qu	A20x1.2DIN471	Clutch retaining Circlip	1		6	
2	1210K022	Clutch Cover Dull finish	1	3	2	2
	with clutch operating mech. & rear brake mech.					
	1210K029	Ditto with polished finish	1	3	4	11
	1210K21	Clutch Cover polished with clutch mech. & footbrake boss (AVANTI 'K')		3	1	-
	1210K027	Clutch Cover w/out clutch mech. but with brake boss (AVANTI K)		2	11	-
	1210K33	Clutch Cover dull fin. bare		1	8	2

Illus No.	Part No.	Description	Qu'ty	Price Ea.
				£. s. d.
2a	7120K3	Clutch Operating Arm & Shaft	1	7 2
2al & 2b	not supplied as separate items.			
2c	7014K29	Clutch Arm Return Spring Bush	1	6
2d	7025K38	Felt Oil Seal Ring	1	3
2e	7324K34	Felt Oil Seal Cover	1	2
2f	2654K42	Clutch Arm Return Spring	1	6
2g	3.3x2.7x15	Clutch Arm Retaining Pin	1	1
2h	7244K12	Clutch Pad	1	10
2h1	7044K4	Clutch Cam Follower	1	2
2h2	7444K3	Flat Spring	1	2
2h3	4x10DIN1476	Round Head Pin	1	4
2i	AM3x6DIN63	Clutch Pad Screw	2	2
2j	7334K20	Clutch Cable Adjuster	1	1 6
2k	7354K38	Slotted Lock Nut	1	7
2L	7334K49	Rear Brake Adjuster	1	1 6
2m	BM6DIN439	Slotted Lock Nut	1	7
2n	10.5x8.5x10	Split Dowel	2	4
2o	7025K67	Clutch Cover Gasket	1	9
2p	21121	C.S'k Headed Screws 48 mm long	1	6
2pl	21121	" " " " " "	1	6
	7334K95	Hex. Bolt	1	1 8
		(AVANTI 'K') Brake Pedal Stop		
2qu		C.S'k Headed Screw 52 mm long	2	6
		" " " 55 mm "	4	6
Not illustrated	7334K25	C.S'k Oil Drain Screw	1	7

Illus No.	Part No.	Description	Qu'ty	Price Ea.		
				£.	s.	d.
3	2784K6	Rear Brake Sleeve	1	17	11	
3a	7026K4	Oil Seal 25x33x4	1	1	3	
3b	7314K131	Shim Washer	2		2	
3c	5084	Rear Brake Operating Arm	1	1	11	
3d	7164K61	"D" Shim Washers	2		3	
3e	7354K92	Hex. Nut	1	1	6	
3f	7146K74	Pedal Shaft Oil Seal	1		6	
	(FOR AVANTI 'K')					
4	7030K6	Bearing Housing & Pedal Boss	1	14	10	
4a	7012K72	Kick Start Spindle Bush	1	2	1	
4b	3x11DIN1481	Retaining Pin	1		2	

VICTORIA - MOTOR M 51

4

Gruppe 4: Zweiganggetriebe für M 51

Getriebewelle


Getrieberäder

Ziehkeilwelle

Schaltgabel

Tretkurbelwelle

(für M 51 und M 51 D)



Illus No.	Part No.	Description	Qu'ty	Price Ea.		
				£.	s.	d.
1	2750K23	Clutch Shaft	1	1	15	9
2	2754K32	Main Shaft	1	1	8	11
2a	2934K19	First Gear 30 T.	1		17	11
2b	2934K84	Second Gear 25 T.	1		16	6
2c	2544K59	Starting Sprocket (M/Shaft)	1		10	6
2d	7314K128	Spacer Ring 0.5 mm.	1			3
2e	7314K74	Shim 0.1 mm.)				
	7314K75	" 0.15 mm.)				
	7314K76	" 0.2 mm.) As req'd.				2
	7314K82	" 0.4 mm.)				
3	2934K7	Draw Wedge	1		2	9
3a	7434K20	Selector Ring	1		5	3
3b	S4x32DIN1481	Pin	1			3
3c	7584K01	Ball 8 mm. (5/16" dia. Steel Balls may be used in lieu of.)	4		1	-
3d	2624K2	Selector Fork	1		8	3
3e	2914K2	" " Pad	2		1	-
3f	A4x0.4DIN471	Circlip	2			2
3g	2954K2	Selector Sleeve	1		2	6
3h	7040K17	Selector Sleeve	1		1	8
3i	7114K65	Distance Piece	1			10
3j	2654K96	Return Spring	1			8
3k	38-01-146	Washer	1			4
3L	A6.4DIN6797	Fan Lock Washer	1			1
3m	7054K77	Stud	1			8
3n	M6DIN934	Hex. Nut 6mm. 10mm. a/f	1			3
3o	7104K1	No longer fitted				

Illus No.	Part No.	Description	Qu'ty	Price Ea.		
				£.	s.	d.
4	2544K48	Gear Box Sprocket 12 T.	1	5	8	
	2544K19	" " " 13 T.	1	5	8	
	2544K20	" " " 14 T.	1	5	8	
	2544K21	" " " 15 T.	1	5	8	
4a	714K43	Distance Sleeve	1	3	7	
4b	7164K31	Tab Washer	1			3
4c	7354K13	Cap Nut to Motor No. 51 136999				
		51D32484	1	1	10	
	7354K90	Hex. Nut From Motor No. 51/137000 51D 32485				9
5	2754K52	Pedal Shaft (modified)	1	2	3	6
5a	2544K60	Starting Sprocket Pedal Shaft	1	15	11	
5b	2924K020	Starting Chain	1	11	5	
5c	2784K5	" Dog	1	9	-	
5d	7444K24	" " Driving Spring	1			7
5e	7314K149	Spacing Washer 1 mm.	2			8
5f	7434K79	Split Collar (in two halves)	1			11
5g	22x1.2DIN471	Circlip retaining Split Collar	1			6
5h	7314K150	Shim 0.5 mm.	As req.			3
5i	7314K151	" 0.1 mm.	"			3
5j	WA898DIN471	Circlip	2			4
5k	7012K70	Split bronze Bush for P/Shaft	1	3	9	
5L	7314K239	Shims 1.5 mm.)				
5m	7314K238	" 1.2 mm.)	As req.			7
5n	7314K237	" 1 mm.)				

MOTOR M 51, M 51 D, M 51 K.

Illus. 6-7e Group 4

Illus. No.	Part No.	Description	Qu'ty	Price Ea.		
				£.	s.	d.
6	7434K38	Steel Ring retaining Oil Seal	1	1		6
6a	2784K6	Rear Brake Sleeve	1	17		11
6b	7146K74	Oil Seal Ring (rubber)	1			6
7	2670K8	L/hand Pedal Crank	1	10		2
7a	2670K9	R/hand " "	1	10		2
7b	f969a	Cotter	2	1		1
7c	6.4DIN125	Washer	2			2
7d	¼"DIN934	Hex. Nut 11 mm. a/f	2			2
7e	f1376	Pedals L & R/hand (sold in pairs only)	1	14		6

(NOTE: These pedals are not broken down into spares in any way.)

VICTORIA - MOTOR M51 D - M51 K

Gruppe 5: Dreiganggetriebe für M51D - M51K

Getriebewelle

Getrieberäder


Ziehkeilwelle

Schaltgabel

Kickstarterwelle

(Tretkurbelwelle für M51D

siehe Gruppe 4, Seite 27



Illus No.	Part No.	Description	Qu'ty	Price Ea.		
				£.	s.	d.
1	2750K52	Clutch Shaft (for M 51 D) 9, 13, 16 T.	1	2	3	6
1a	2750K50	Clutch Shaft (for M 51 K) 9, 13, 17 T	1	2	3	6
2	2751K38	Main Shaft	1	1	13	-
2a	2934K65	First Gear Wheel (31 T)	1		19	6
2b	2934K85	2nd Gear Wheel (28 T) (For M51D)	1		19	6
	2934K64	" " " " " " M51K)	1	1	4	4
2c	2934K71	3rd " " 25 " " M51D)	1		18	-
	2934K66	" " " 24 " " M51K)	1		18	-
2d	2544K59	Starting Sprocket M/Shaft	1		11	5
2dl	2774K5	K/Starter Ratchet Wheel 19 T. (use with 2834K5)	1	1	18	5
	2774K6	K/Starter Ratchet Wheel 25 T (use with 2834K7)	1	1	19	4
2e	7314K128	Shim Washers	1or2			4
	7314K74	Shim 0.1mm.)				
	7314K75	" 0.15mm.)				
	7314K76	" 0.2mm.) As req'd.				3
	7314K82	" 0.4mm.)				
2f	7674K15	Kick Start Ratchet Spring	1			9
2g	7324K95	Spring Plate	1			6
3	2954K8	Draw Wedge	1		4	6
3a	7434K20	Selector Ring	1		5	8
3b	S4x32DIN1481	Pin	1			3
3c	4mmDIN5401	4mm. dia. Steel Ball	2			1
3d	2654K95	Spring	1			1
3e	2634K5	Gear Peg	6			9
3f	2624K3	Selector Fork	1		9	-
3g	2914K2	" Pad	2		1	-

Illus No.	Part No.	Description	Qu'ty	Price Ea.	£.	s.	d.
3h	A4x0.4DIN471	Circlip	2				2
3i	2954K2	Selector Sleeve -	1		2		8
3j	7054K77	Stud	1				9
3k	704OK17	Selector Lever	1		1		10
3L	7114K65	Distance Piece	1				11
3m	2654K96	Return Spring	1				4
3n	38-01-146	Washer	1				1
3o	A6.4DIN6797	Fan Lock Washer	1				3
3p	M601M934	Hex. Nut 6mm x 10mm a/f	1				3
3qu	7104A1	Shim (fitted as req'd.).					2
4	2544K48	Gear Box Sprocket 12 T.	1			5	8
	2544K19	" " " 13 T.	1			5	8
	2544K20	" " " 14 T.	1			5	8
	2544K21	" " " 15 T.	1			5	8
4a	7114K43	Distance Sleeve	1			3	7
4b	7164K31	Tab Washer	1				3
4c	7354K13	Cap Nut To Motor No. 51K 1000	1			1	10
	7354K90	Hex. Nut From " " 51K 1001	1				9
5	2824K9	Kick Starter Shaft	1		1		2 6
5a	2834K5	Kick Start Quadrant (use with 2774K5)	1		2	12	6
5a	2834K7	Kick Start Quadrant (use with 2774K6)	1		2	6	10
5b	3054K1	Stop for Kick Start Quadrant	1			3	2
5c	7114K168	Distance Sleeve (long)	1			2	7
5d	2654K93	Return Spring	1			2	10
5e	7114K173	Distance Sleeve (short)	1				7
5f	7314K239	Plain Washer	1				8
5g	7314K227	Shim	3				3
5h	7314K130	Plain Washer	1				4

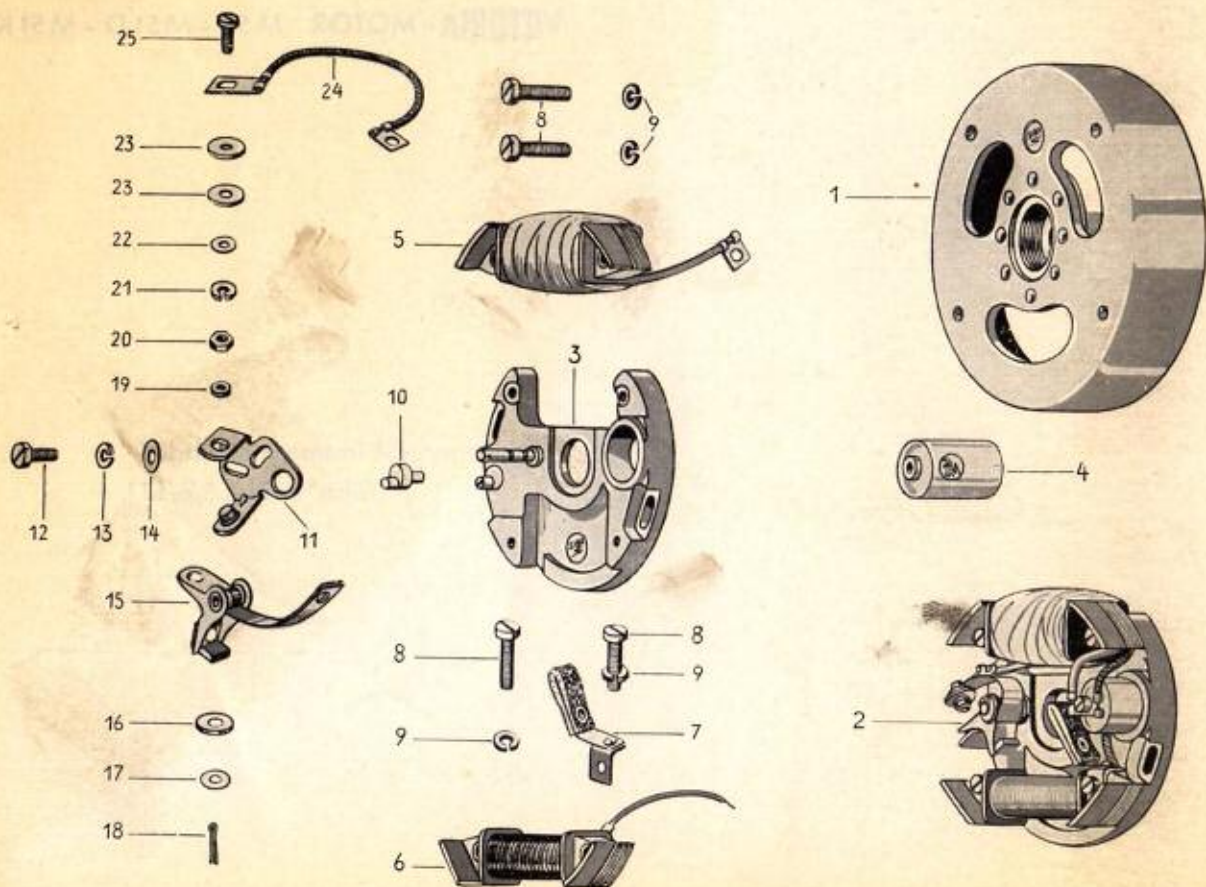
MOTOR M 51, M 51 D, M 51 K.

Illus. No. 5i-7f Group 5.

Illus No.	Part No.	Description	Qty	Price Ea.		
				£.	s.	d.
5i	G16x1.5	Circlip	1			8
5j	7030K6	Bearing Housing & Brake Boss	1	16		3
5k	7012K72	Spindle Bush	1	2		3
5L	3x11DIN1481	Pin	1			2
6	5080K24	Foot Brake Pedal To Motor				
		51 K/2019	1	9		11
	5080K37	Foot Brake Pedal From Motor				
		51 K/2020	1	10		3
6a	2654K94	Return Spring	1	1		8
6b	7164K93	Shim Washer	1			3
6c	14x1DIN471	Circlip	1			4
6d	7334K95	Hex. Bolt (see 2pl, Group 3)	1			6
7	2674K18	Kick Starter Arm	1	1	15	9
7a	2684K1	Kick Starter Pedal (folding)	1		4	6
7b	22604	Spring Shim	2			4
7c	12x1DIN471	Circlip	1			3
7d	ADIN73483	Kick Starter Rubber	1			11
7e	M7x25DIN931	Hex. Bolt	1			7
7f	A7DIN127	Spring Washer	1			2

VICTORIA - MOTOR M51 - M51D - M51K

Schwungrad-Lichtmagnetzündler
„Siba“ MZLX 3/6/17 L



+ 55%

No.	Part No.	Description	Loc.	Price
<u>SPARES FOR 6V/17W AUTO UNION FLYWHEEL :</u>				
1 + 2	AU	Flywheel Compl.	3	8 4 -
1	AU	"	3	4 11 -
2	AU	Stator Plate Compl.	3	3 13 -
3	AU	" " Bare	3	16 6
4	AU	Condensor	3	5 -
5	AU	Ht-Coil	3	1 16 9
6	AU	Lighting Coil	3	13 9
8 + 9	AU	Cyl. Screw with Springwasher 4 x 22		4
11	AU	Contact Plate	3	4 0
15	AU	" Arm	3	2 6
-	AU	Contact Set	3	6 6
10	AU	Contact Adjusting Bolt		10

MORE SPARES SEE IN THE DKW - HUMMEL SPARES CATALOGUE.

PLEASE QUOTE PART NO. AND DESCRIPTION !

No.	Part No.	Description	Loc.	Price
<u>BOSCH - SPARES FOR 6V/17W FLYWHEEL</u>				
1 + 2	BO	Flywheel Cpl.	3	10 17 -
1	BO	"	3	6 7 -
2	BO	Stator Plate Compl.	3	4 10 -
3	BO	" " Bare	3	17 -
4	BO	Condenser	3	5 -
5	BO	Ht-Coil	3	1 16 6
6	BO	Lighting Coil	3	14 -
8 + 9	BO	Cyl. Screw 4 x 22 with Springwasher	3	4
10	BO	Contact Adjusting Bolt	3	1 -
11	BO	Contact Plate	3	2 3
15	BO	" Arm	3	4 3
	BO	Contact Set	3	6 6

PLEASE QUOTE PART NO. AND DESCRIPTION !

No.	Part No.	Description	Loc.	Price
<u>SPARES FOR SIBA - 6V/17W FLYWHEEL</u>				
1 + 2	SI	Flywheel complete (No more in stock)	3	10 17 -
1	SI	Flywheel	3	6 7 -
2	SI	Stator Plate Compl.	3	4 10 -
3	SI	" " Bare	3	17 -
4	SI	Condensor	3	5 -
5	SI	Ht-Coil	3	1 16 9
6	SI	Lighting Coil	3	14 -
8 + 9	SI	Cyl. Screw 4 x 22 with Springwasher	3	4
10	SI	Contact Adjusting Bolt	3	1 -
11	SI	Contact Plate	3	2 3
15	SI	Contact Arm	3	4 3
	SI	Contact Set	3	6 6

PLEASE QUOTE PART NO. AND DESCRIPTION !

No.	Part No.	Description	Loc.	Price
<u>SPARES FOR 6V/17W NORIS - FLYWHEEL</u>				
1	NO	Flywheel	3	6 7 -
2	NO	Stator Plate Compl.	3	4 10 -
4	NO	Condensor	3	5 -
5	NO	Ht-Coil	3	1 16 6
6	NO	Lighting Coil	3	14 -
	NO	Contact Set	3	6 6

SPARES FOR 6V/17W ROMAG - FLYWHEEL

ONLY AVAILABLE :

RG	Contact Set	3	6 6
----	-------------	---	-----

PLEASE QUOTE PART NO. AND DESCRIPTION !