


IceniCAM Information Service



www.icenicam.org.uk

SPARE PARTS LIST

SACHS 50

2-Speed Gear



FICHTEL & SACHS AG · SCHWEINFURT

SOLE CONCESSIONNAIRES IN THE U. K.

FOR

FICHEL & SACHS AG · SCHWEINFURT / MAIN**Contents**

Plate	Item	Page
1	Cylinder, piston, crankshaft, silencer	2—7
2	Crankcase, layshaft, mainshaft (without stand starting) 15 mm dia.	8—15
3	Clutch, housing cover, speedometer drive	16—19
4	Gear drive, mainshaft (for stand starting) 13 mm diameter	20—21
5	Pedal gear spindle, carburettor with intake silencer, Bowden controls	22—27
6	Bowden controls, carburettor (first type, without intake silencer) kickstarter	28—31
7	Ignition equipment, 17 watts (second type)	32—35
8	Ignition equipment, 3 watts and 17 watts (first type)	36—37
9	Fan (first type), tools	38—41
10	Fan (second type)	42—43
	Crankshaft identification	44

Cylinder, Piston, Crankshaft

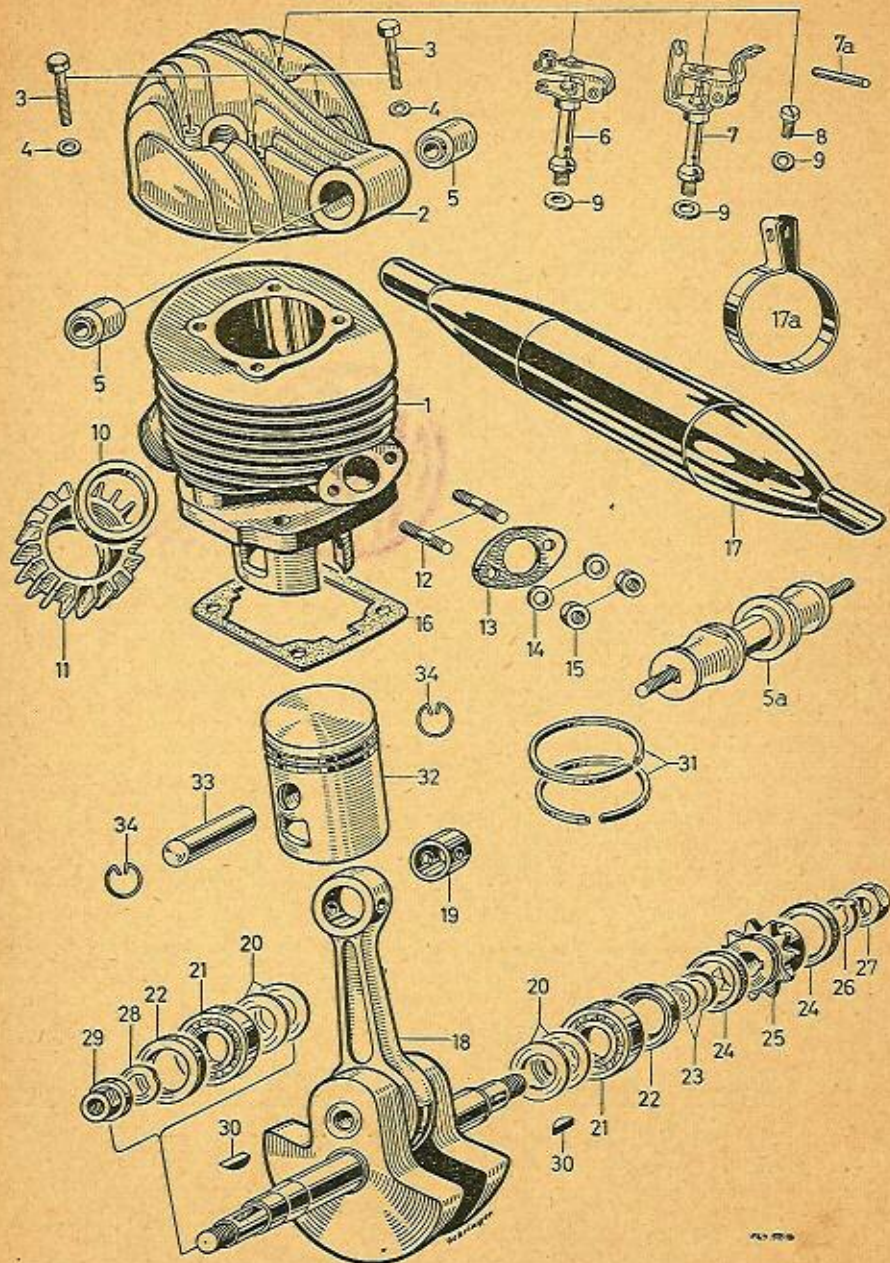


PLATE 1

Cylinder, Piston, Crankshaft

Ref. No.	Order No.	Description	No. required	Weight each grams
1	0289 077 000	Cylinder, complete, 1¼ H.P., Type without fan. (Cylinder No. 0289 042 000 will be replaced by No. 0289 077 000 when present stocks exhausted)	1	1150
	0289 065 000	Cylinder, complete, 1.6 H.P., type with and without fan	1	1180
	0286 114 010	Cylinder, complete, 0.8 H.P., "Nymanbolagen" type with fan	1	1180
	0289 039 010	Cylinder, complete, 0.8 H.P., "Nymanbolagen" type, without fan	1	1180
	0290 062 000	Cylinder, complete, 0.8 H.P., "Smith" type with throttle sleeve	1	1180
	0290 061 000	Cylinder, complete, 2.2 H.P., type without fan	1	1200
2	09 0290 033 000	Cylinder head, complete, for 0.8, 1¼ and 1.6 H.P. Type without fan, with decompressor for vertical connection; consists of ref. Nos. 2, 5, 6 and 9	1	320
	09 0290 033 005	Cylinder head, complete, for 0.8, 1¼ and 1.6 H.P. Type without fan but with decompressor for horizontal connection, consists of ref. Nos. 2, 5, 7, 7a and 9	1	320
	09 0289 049 001	Cylinder head, complete, for 0.8, 1¼ and 1.6 H.P. Type without fan and without decompressor (0289 049 000 will be superseded by 0289 049 001 when present stocks exhausted.) Consists of ref. Nos. 2, 5, 8 and 9	1	320
	09 0286 105 000	Cylinder head, complete, for 2.2 H.P., type with decompressor; consists of ref. Nos. 2, 5, 6 and 9	1	320
	09 0286 105 003	Cylinder head, complete, for 2.2 H.P., type without decompressor, consists of ref. Nos. 2, 5, 8 and 9	1	320
3	0240 093 001	Cylinder head fixing bolt, metric 6 x 30	4	9
4	0244 021 000	Plain washer for ref. No. 3	4	1
5	0260 021 008	Rubber bush for engine mounting	2	9
5a	0289 076 000	Front engine mounting in cylinder head (special type)	1	98
6	0290 021 000	Decompressor, complete, for vertical connection	1	33

Use only genuine Sachs parts

Cylinder, Piston, Crankshaft

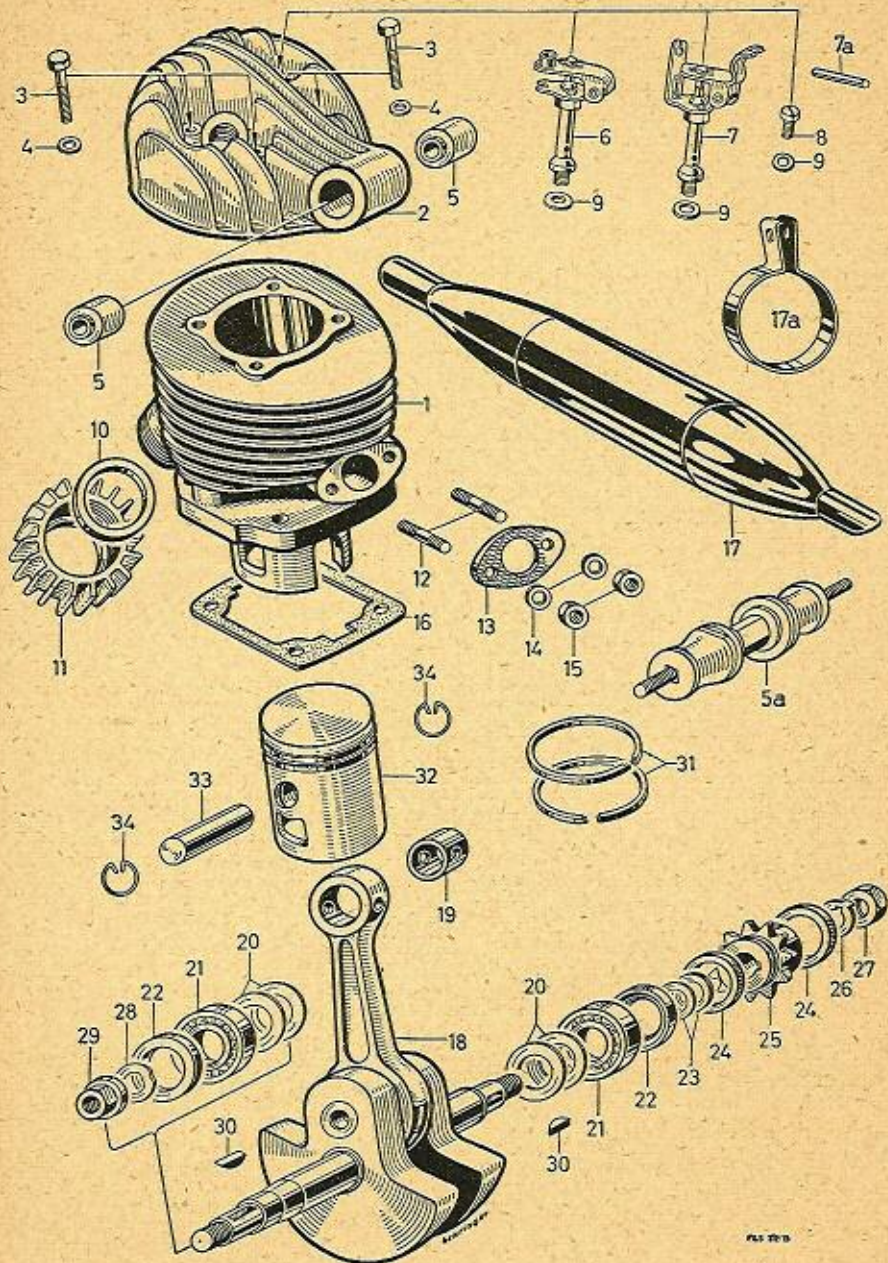


PLATE 1

Cylinder, Piston, Crankshaft

Ref. No.	Order No.	Description	No. required	Weight each grams
7	0290 021 005	Decompressor, complete, for horizontal connection (sports model)	1	33
7a	0247 021 000	Spacer sleeve for No. 7	1	2
8	0241 053 000	Screwed plug in place of decompressor	1	6
9	0230 015 000	Washer for decompressor or screwed plug	1	1
10	0250 009 003	Exhaust nut washer	1	1.5
11	0242 048 001	Exhaust connection nut	1	23
12	0241 031 000	Stud, metric 5 x 18	2	3
13	0250 085 000	Carburettor connection gasket	1	4
14	0250 089 000	Carburettor flange insulating washer	2	0.2
15	0242 007 001	Hexagon nut, metric 5	2	2
16	0250 086 005	Cylinder flange gasket	1	0.4
17	0273 054 000	Silencer, complete, unplated	1	540
	0273 054 001	Silencer, complete, chromium-plated	1	540
17a	0251 078 000	Silencer fixing clip	1	65
18	0289 043 002	Crankshaft, complete, for chain-drive type up to engine No. 2 304 588. (0289 043 000 is superseded by 0289 043 002)	1	650
For crankshaft identification see page 44				
	0290 017 001	Crankshaft, complete, for chain-drive type, with contact-breaker at top. (0290 017 000 is superseded by 0290 017 001 from engine No. 2 304 589)	1	650
	0290 029 001	Crankshaft, complete, for gear-driven type. (0290 029 000 is superseded by 0290 029 001 from engine No. 2 362 658)	1	650
19	09 0232 038 005	Small end bush	1	5
20	0246 009 000	Thrust washer 0.3 mm	As required	0.3
	0246 009 001	Thrust washer 0.5 mm		0.5
	0246 009 002	Thrust washer 1.0 mm		1.0
	0246 009 003	Thrust washer 0.1 mm		0.1
	0246 009 004	Thrust washer 0.15 mm		0.15
	0246 009 005	Thrust washer 0.8 mm		0.8
21	0232 017 005	Single-thrust ball bearing E. 15	2	36
22	0250 090 000	Crankshaft, oil seal	2	10
23	0244 044 000	Packing washer 1.0 mm	As required	1.0
	0244 044 001	Packing washer 0.8 mm		0.8
	0244 044 002	Packing washer 0.3 mm		0.3
	0244 044 003	Packing washer 0.15 mm		0.15

Use only genuine Sachs parts

Cylinder, Piston, Crankshaft

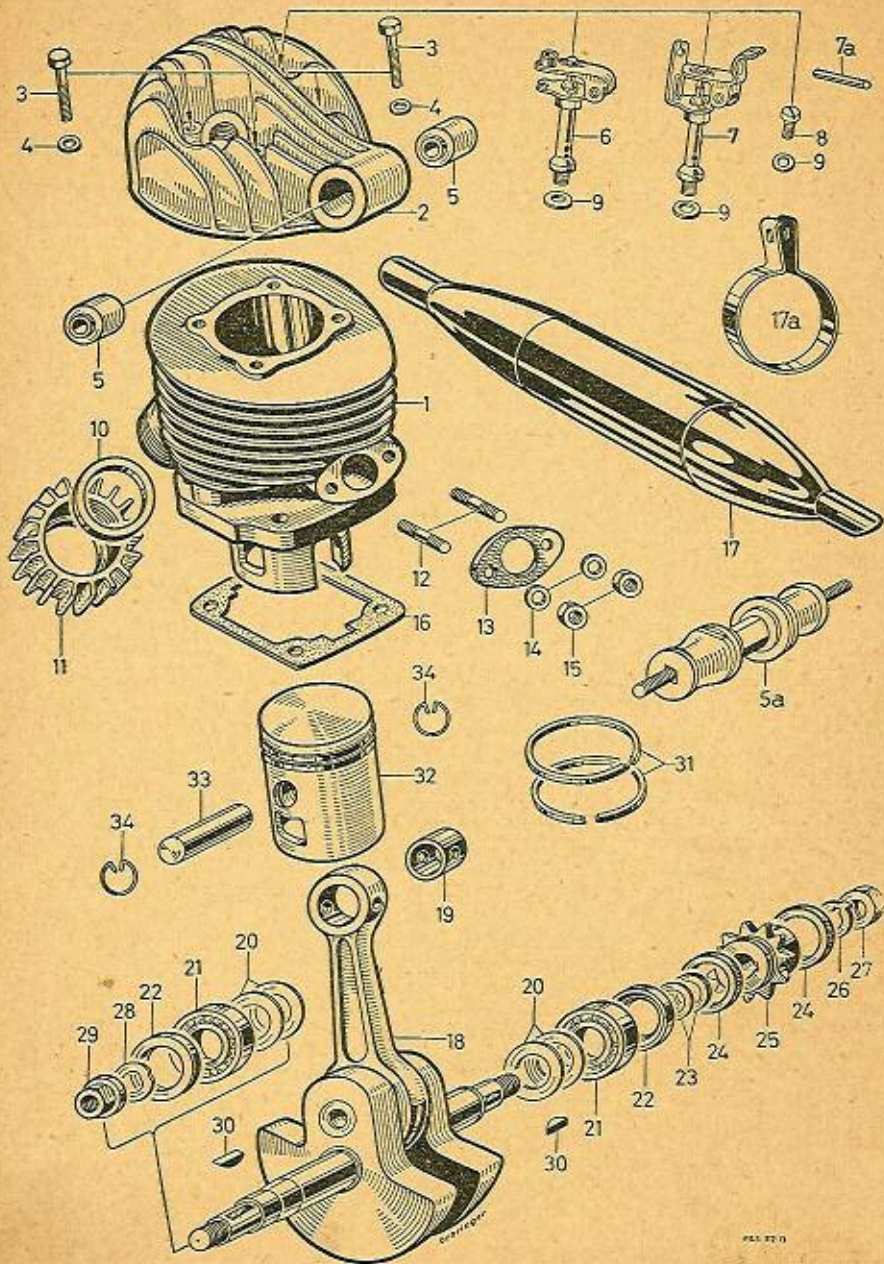


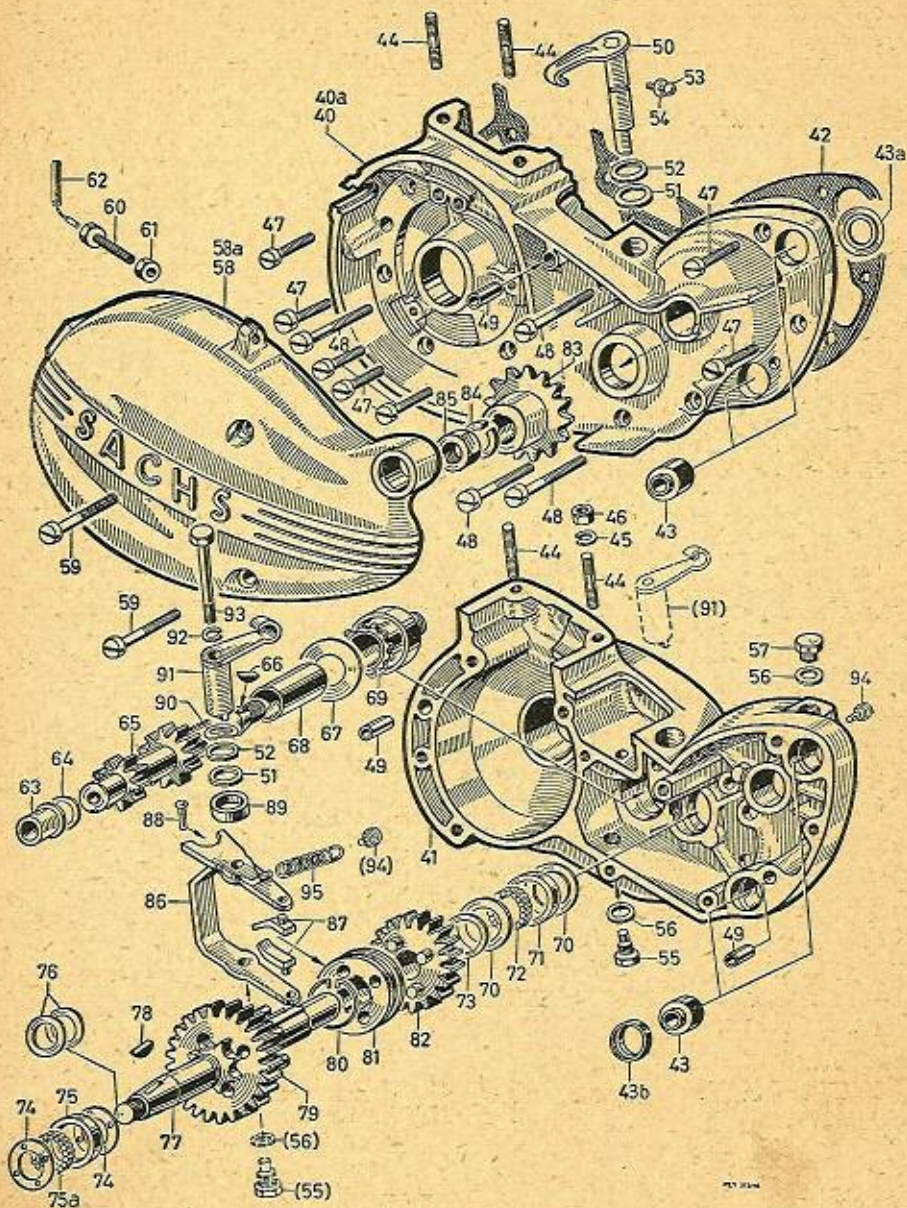
PLATE 1

Cylinder, Piston, Crankshaft

Ref. No.	Order No.	Description	No. required	Weight each grams
24	0260 025 000	Sprocket thrust collar	2	0.8
25	0236 072 006	Sprocket complete, with two No. 24 thrust collars	1	22
26	0246 013 000	Locking washer for crankshaft driving side (chain-drive model)	1	1.5
27	0841 034 000	Hexagon nut metric 8 x 1 for crankshaft driving side (chain-drive model)	1	4
28	0245 022 000	Spring washer for crankshaft, magneto side	1	1
29	0942 072 000	Fixing nut metric 10 x 1 for crankshaft, magneto side	1	13
30	0246 005 000	Woodruff key	2	0.6
31	0215 009 000	Piston ring 38 mm dia., standard	2	2.0
	09 0215 010 000	Piston ring 38.3 mm dia., first rebore	2	2
	09 0215 010 001	Piston ring 38.6 mm dia., second rebore	2	2
	09 0215 010 002	Piston ring 38.9 mm dia., third rebore	2	2
	09 0215 010 003	Piston ring 39.2 mm dia., fourth rebore	2	2
32	0290 058 000	Piston with rings, 38 mm dia., standard (0289 048 000 superseded by 0290 058 000)	1	68
	09 0290 058 000	Piston with rings, 38.3 mm dia., first rebore (Replacement for 090 289 048 005)	1	68
	09 0290 058 001	Piston with rings, 38.6 mm dia., second rebore (Replacement for 090 289 048 006)	1	68
	09 0290 058 002	Piston with rings, 38.9 mm dia., third rebore (Replacement for 0902 890 048 007)	1	68
	09 0290 058 003	Piston with rings, 39.2 mm dia., fourth rebore (Replacement for 090 289 048 008)	1	68
	0290 058 005	Piston with rings, type Smith, Odense	1	
33	0216 003 000	Gudgeon pin	1	16
34	0245 000 000	Circlip	2	0.2

Use only genuine Sachs parts

Crankcase, Layshaft, Mainshaft (without stand starting), 15 mm dia.



Crankcase, Layshaft, Mainshaft (without stand starting), 15 mm dia.

Ref. No.	Order No.	Description	No. required	Weight each grams
40	090 290 018 008	<p>Crankcase-half, magneto side, complete; type: without stand starting (for 15 mm diameter mainshaft), consisting of the following:</p> <p>1 No. 0248 058 101 clutch lever 2 No. 0260 021 008 rubber bushes 1 No. 0211 060 000 crankcase-half, magneto side 1 No. 0230 011 000 shaft seal 1 No. 0232 017 005 single-thrust bearing E. 15 1 No. 0232 025 000 roller bearing outer race 1 No. 0232 039 000 pedal spindle bush 1 No. 0233 002 005 layshaft bush 2 No. 0240 001 000 studs 1 No. 0244 078 000 packing washer 1 No. 0246 012 000 protector cap 1 No. 0249 023 000 slotted pin 1 No. 0250 084 000 packing 1 No. 0250 090 000 packing 1 No. 0650 017 000 packing 1 No. 0660 002 rubber washer (Only supplied together with fig. 41 under No. 090 286 111 009)</p>	1	520
40a	090 290 036 005	<p>(Crankcase-half, magneto side, complete, 0289 053 000 replaced by 0290 018 008)</p> <p>Crankcase-half, magneto side, complete Model with stand starting (for mainshaft 13 mm diameter), consisting of:</p> <p>1 No. 0248 058 101 clutch lever 2 No. 0260 021 008 Rubber bushes 1 No. 0211 060 000 crankcase-half, magneto side 1 No. 0232 039 000 pedal spindle bush 1 No. 0233 002 005 layshaft bush 1 No. 0230 014 000 packing 1 No. 0232 017 005 single-thrust bearing E. 15 1 No. 0232 042 000 roller bearing outer race 2 No. 0240 001 000 studs 1 No. 0240 078 005 packing washer 1 No. 0246 012 000 protector cap 1 No. 0249 023 000 slotted pin 1 No. 0250 084 000 packing 1 No. 0250 090 000 packing 1 No. 0650 017 000 packing 1 No. 0660 002 000 rubber washer (Only supplied together with fig. 41 under No. 090 286 111 000)</p>	1	520

Use only genuine Sachs spare parts

Crankcase, Layshaft, Mainshaft (without stand starting), 15 mm dia.

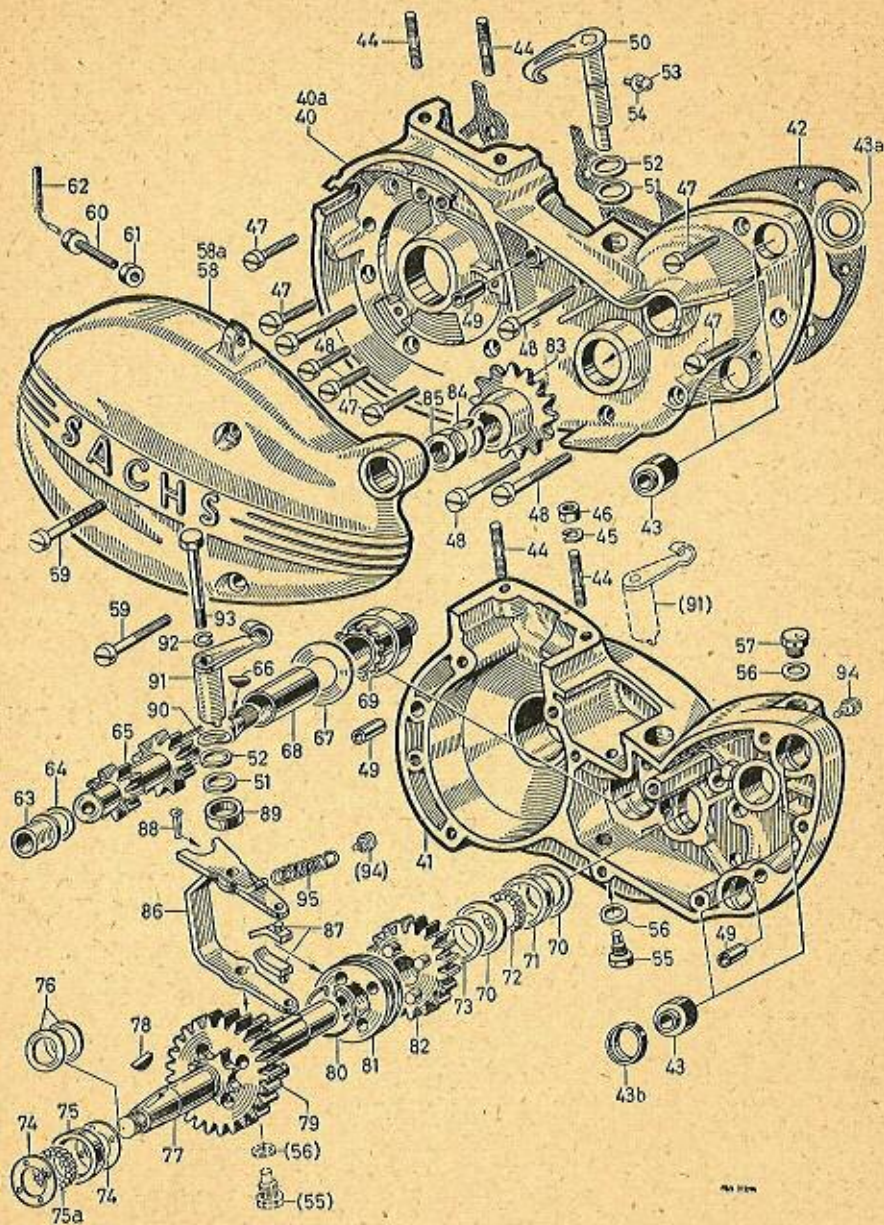


PLATE 2

Crankcase, Layshaft, Mainshaft (without stand starting), 15 mm dia.

Ref. No.	Order No.	Description	No. required	Weight each grams
41	090 289 054 000	Crankcase-half, magneto side, complete, No. 0289 053 001 being replaced by No. 0290 036 005).	1	750
		Crankcase-half, clutch side, complete, (for 13 and 15 mm diameter mainshaft) consisting of:		
		2 No. 0260 021 008 rubber bush, complete		
		1 No. 0286 079 001 ball-bearing bush, complete		
		1 No. 0211 030 000 half-housing		
		1 No. 0232 012 000 roller bearing outer race		
		1 No. 0232 017 005 single-thrust bearing E-15		
		1 0232 034 000 bearing bush		
		2 No. 0240 001 000 stud		
		1 No. 0244 039 000 spacing washer		
1 No. 0246 012 000 protector cap				
2 No. 0246 018 000 fixing plate				
1 No. 0249 046 000 round-headed slotted pin				
1 No. 0250 090 000 packing				
1 No. 0650 017 000 packing				
2 No. 0929 009 000 locating sleeves				
090 286 111 003	Crankcase, complete, with swallow tail stand starting with 13 mm mainshaft, consisting of:	1	1270	
1 No. 0289 054 000 clutch side housing,				
1 No. 0290 036 000 magneto side housing				
1 No. 0250 088 000 gasket				
090 286 111 000	Crankcase, complete, stand starting type, without swallow tail (mainshaft 13 mm dia.)			
090 286 111 009	Crankcase, complete, without stand starting, with 15 mm dia. mainshaft, without swallow tail			
090 286 111 006	Crankcase, complete, fan type (mainshaft 13 mm diameter)			
090 286 111 015	Crankcase, complete, kickstarter model, without swallow tail (mainshaft 13 mm diameter)			
090 286 111 018	Crankcase, complete, kickstarter model, with swallow tail (mainshaft 13 mm dia.)			
42	0250 088 000			Crankcase gasket
43	0260 021 008	Rubber bush	4	9
43a	0250 060 002	Seal for mainshaft, 15 mm dia. x 25 mm dia. x 6.5, without stand starting	1	0.2
	0230 011 000	Seal for mainshaft, 15 mm dia. x 31.5 mm x 3.5, without stand starting	1	0.2
	0250 096 000	Seal for mainshaft, 13 mm dia. x 25 mm dia. x 6.5, with stand starting	1	0.2

Use only genuine Sachs parts

Crankcase, Layshaft, Mainshaft (without stand starting), 15 mm dia.

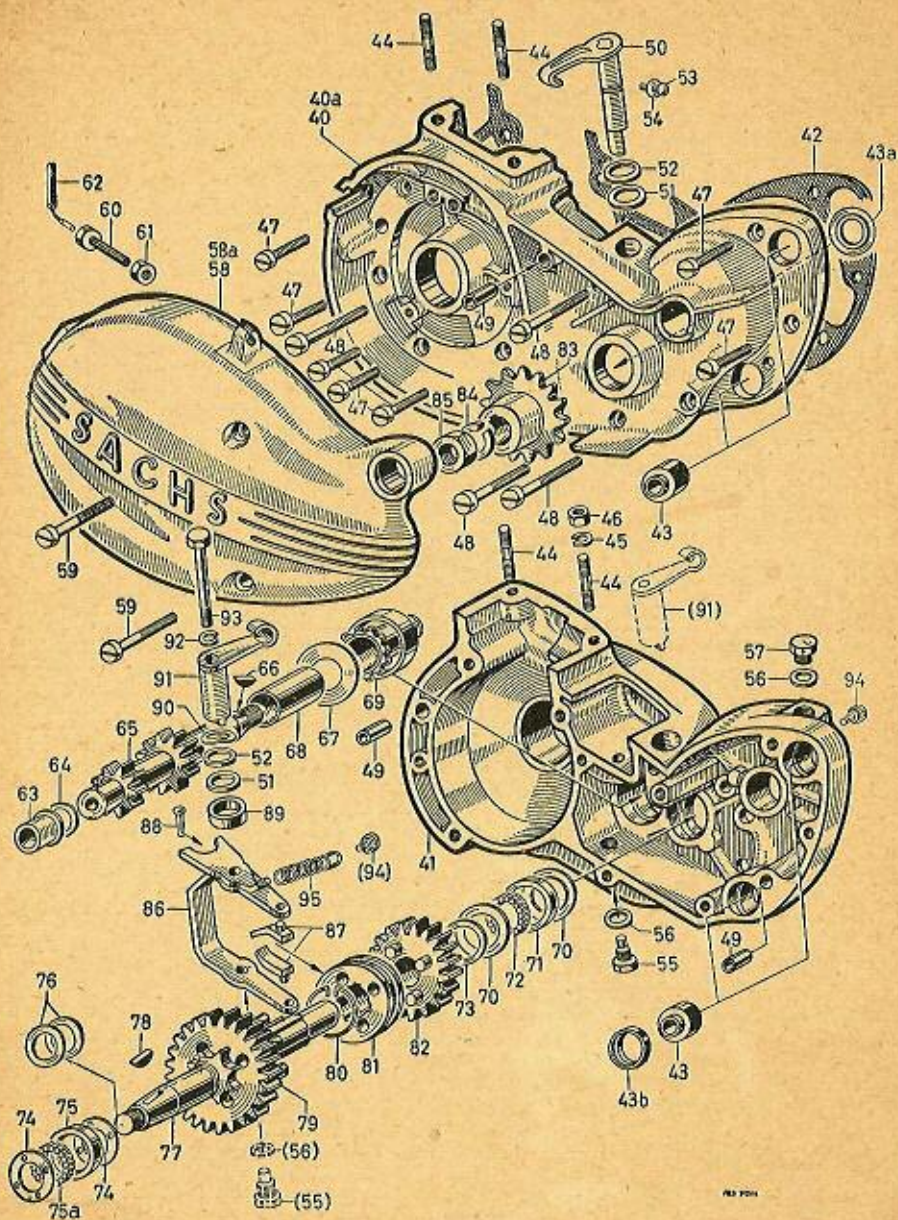


PLATE 2

Crankcase, Layshaft, Mainshaft (without stand starting), 15 mm dia.

Ref. No.	Order No.	Description	No. required	Weight each grams
	0230 014 000	Seal for mainshaft, 13 mm dia. x 31.5 mm dia. x 3.5 with stand starting	1	0.2
43b	0246 018 000	Fixing plate for rubber bush	2	6
44	0240 001 000	Cylinder fixing stud, metric 6 x 15	4	5.5
45	0245 023 002	Spring washer for metric 6	4	0.5
46	0316 057 002	Hexagon nut, metric 6	4	2
47	0240 059 000	Cheese-headed screw, metric 6 x 20, for magneto side housing	7	4.4
48	0241 040 000	Cheese-headed screw, metric 6 x 38	4	6
49	0929 009 000	Locating sleeve 8.4 mm diameter x 15 mm, for housing	2	2
50	0248 058 101	Clutch lever	1	65
51	0650 017 000	Seal for clutch and change-gear lever	2	0.5
52	0246 012 000	Protector cap for clutch and change-gear lever	2	0.5
53	0249 023 000	Slotted pin 3 mm dia. x 18, for clutch lever	1	1
54	0660 002 000	Rubber washer for slotted pin	1	0.2
55	0241 029 000	Oil drain plug, metric 10 x 1	1	12
	09 0241 029 005	Oil drain plug, metric 12 x 1	1	12
56	0250 042 001	Washer for metric 10	2	0.2
	0250 041 002	Washer for metric 12	1	0.3
57	0241 030 000	Breather plug, metric 10	1	10
58	0211 032 000	Crankcase cover, magneto side, without swallow tail and without speedometer drive	1	170
58a	0211 066 000	Crankcase cover, magneto side, without swallow tail, for speedometer drive	1	170
59	0940 091 000	Cheese-headed screw, metric 6 x 35, for type without swallow tail	2	5
60	0240 019 003	Clutch cable adjusting screw	1	4.5
61	0242 007 001	Metric 5 nut for adjusting screw	1	1
62	0298 091 000	Clutch Bowden control, complete	1	11
63	09 0233 002 009	Layshaft bush	1	10
64	0244 006 000	Spacing washer, 0.5 mm	As required	0.5
	0244 006 001	Spacing washer, 0.3 mm		0.3
	0244 006 002	Spacing washer, 0.8 mm		0.8
	0244 006 003	Spacing washer, 0.4 mm		0.4
	0244 006 004	Spacing washer, 0.6 mm		0.6
	0244 006 005	Spacing washer, 1.0 mm		1.0
	0244 006 006	Spacing washer, 0.2 mm		0.2
65	0286 134 000	Layshaft, 9 and 13 teeth with ball-bearing bush and thrust washer	1	132
66	0246 005 000	Woodruff key	1	0.6
67	0246 041 000	Layshaft thrust washer	1	0.8
68	0232 034 000	Bush in ball-bearing bush	1	5
69	0286 079 001	Ball-bearing bush	1	61
70	0244 039 000	Spacer washer for roller bearing	2	4
71	0232 012 000	Roller bearing outer race	1	12
72	0232 002 000	Bearing roller, 4 dia. x 6	13	0.6
73	0244 075 005	Thrust washer for small gear pinion	As requ.	2.7
74	0244 078 000	Spacing washer	2	4.5
75	0232 025 000	Roller bearing outer race	1	20

Use only genuine Sachs spare parts

Crankcase, Layshaft, Mainshaft (without stand starting), 15 mm dia.

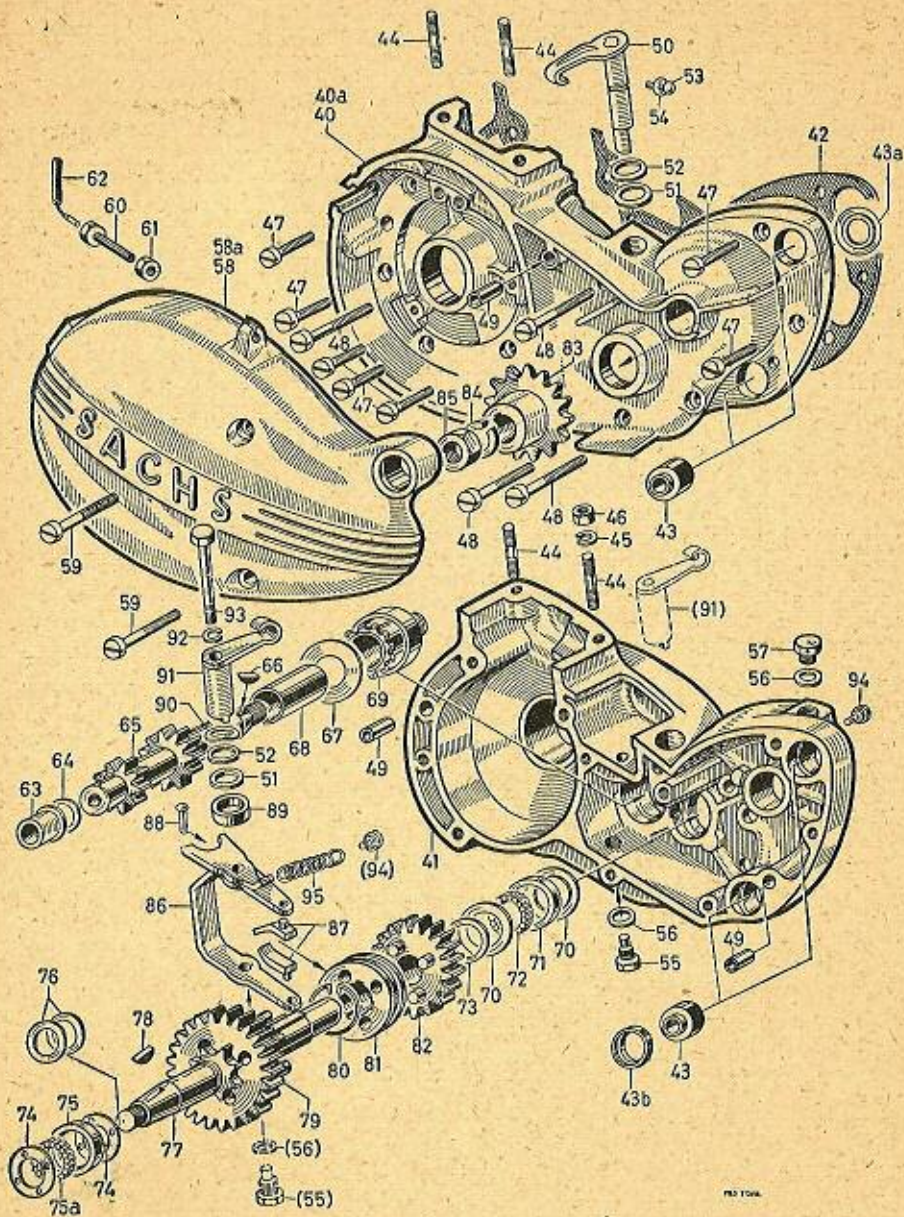


PLATE 2

Crankcase, Layshaft, Mainshaft (without stand starting), 15 mm dia.

Ref. No.	Order No.	Description	No. required	Weight each grams
75a	0232 014 000	Bearing roller, 4 dia. x 8	15	0.6
76	0244 081 000	Spacing washer, 0.3 mm	As required	0.3
	0244 081 001	Spacing washer, 0.4 mm		0.4
	0244 081 002	Spacing washer, 0.5 mm		0.5
	0244 081 003	Spacing washer, 0.6 mm		0.6
	0244 081 005	Spacing washer, 0.8 mm		0.8
	0244 081 006	Spacing washer, 1.0 mm		1.0
77	0237 021 000	Mainshaft, 15 mm dia.; type without stand starting (For mainshaft 13 mm dia. with stand starting, see Plate No. 4)	1	149
78	0246 001 001	Woodruff key for mainshaft	1	110
79	0234 049 000	Large change-gear wheel, 25 teeth	1	1
80	0245 021 000	Retaining ring for mainshaft	1	117
81	0259 003 002	Selector dog	1	0.5
82	0234 017 002	Small gear wheel 23 teeth	1	60
	0234 017 006	Small gear wheel 21 teeth	1	87
83		Driving sprocket (see Table)	1	80
84	0245 023 004	Spring washer, metric 10, for mainshaft	1	2.0
85	0242 000 000	Hexagon nut M 10 x 1, for mainshaft	1	5
86	0246 007 005	Selector fork	1	50
87	0259 021 000	Shoe	2	2.5
88	0249 046 000	Slotted pin	1	1
89	0247 000 000	Spacer collar for change-gear fork	1	4
90	0244 048 000	Spring washer	1	0.6
91	0248 059 000	Gear-change lever	1	40
92	0245 023 002	Spring washer for metric 6	1	0.6
93	0240 049 001	Hexagon bolt, metric 6 x 48, for change-gear lever	1	12
94	0649 002 000	Spring pin	1	3
95	0639 003 000	Tension spring for gear-change fork	1	1

Sprocket Table

Chain $\frac{1}{2} \times \frac{3}{16}$ ", rollers 7.8 mm dia.

Order No.	Dia-meter	Chain line	No. of teeth	Weight, each grams	Order No.	Dia-meter	Chain line	No. of teeth	Weight, each grams
0236 070 000	15	48	11	85	0236 078 005	13	48	13	105
0236 070 005	13	48	11	85	0236 079 000	15	52	12	93
0236 076 000	15	48	12	95	0236 079 005	13	52	12	98
0236 076 005	13	48	12	95	0236 080 000	15	52	11	82
0236 077 000	15	48	10	80	0236 080 005	13	52	11	86
0236 077 005	13	48	10	77	0236 086 000	13	52	10	78
0236 078 000	15	48	13	105	0236 093 000	13	52	13	107

Use only genuine Sachs spare parts

Clutch, Crankcase, Cover, Speedometer Drive

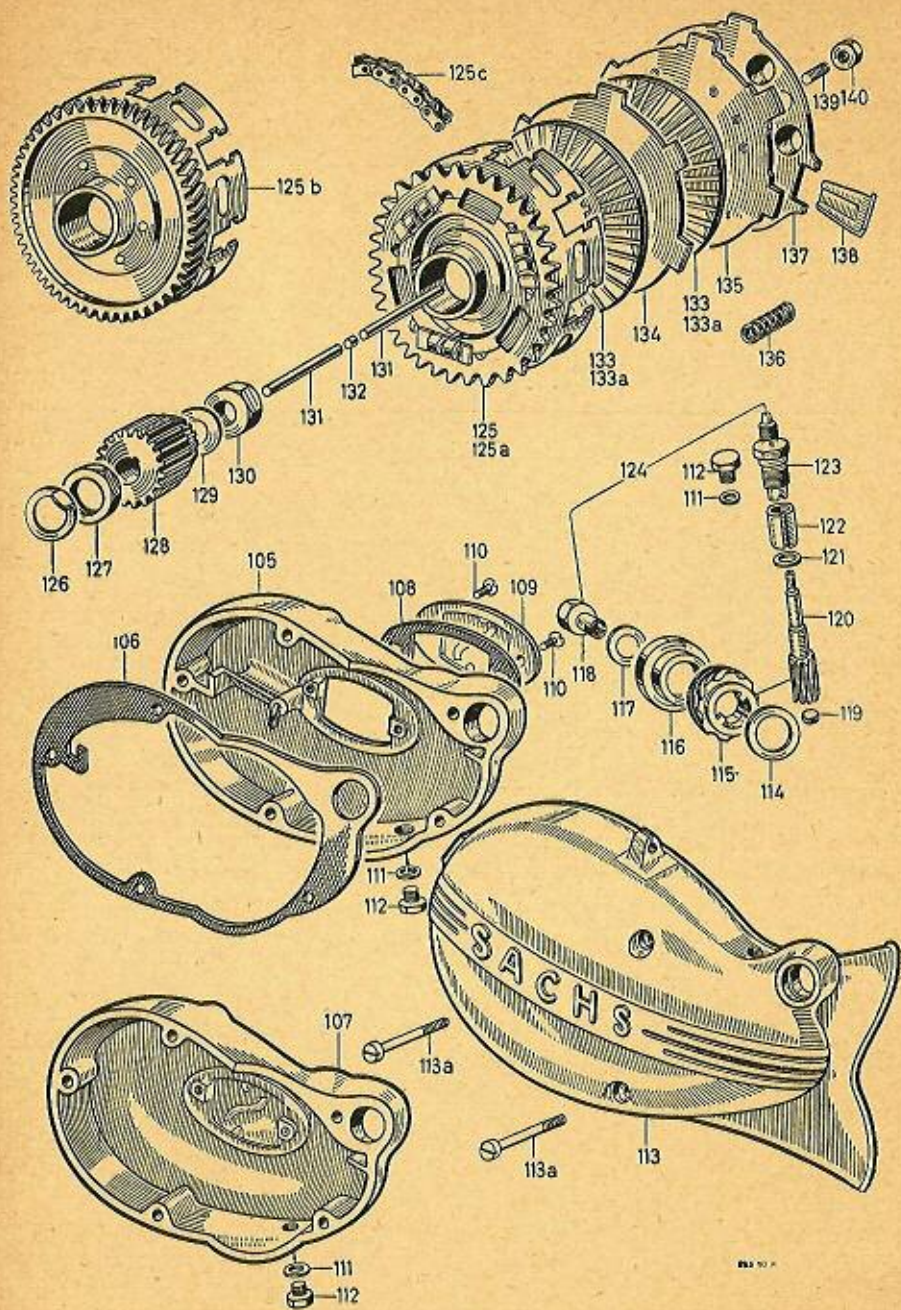


PLATE 3

Clutch, Crankcase, Cover, Speedometer Drive

Ref. No.	Order No.	Description	No. required	Weight each grams
105	0289 041 000	Clutch side crankcase cover, complete, chain-drive model	1	220
	0940 091 100	Cheese-headed screw, metric 6 x 35, see ref. No. 105 and 107.	5	
106	0250 087 000	Gasket for ref. Nos. 105 and 107	1	0.5
107	0289 041 005	Clutch side crankcase, cover, complete, gear-drive type	1	210
108	0650 001 000	Gasket for cover cap	1	0.5
109	0611 002 000	Cover cap	1	21
110	0640 002 000	Countersunk screw metric 5 x 10	2	6
111	0250 041 002	Washer for oil level plug and drain plug	2	0.2
112	0240 095 005	Oil level plug and drain plug metric 12 for ref. No. 113 without speedometer	1	9
113	0211 064 000	Magneto side crankcase cover with swallow-tail, type with hole drilled for speedometer drive (see ref. Nos. 58 and 58a, Plate 2)	1	210
	0211 032 000	Magneto side crankcase cover without swallow-tail	1	120
	0211 066 000	Magneto side crankcase cover without swallow-tail, with hole drilled for speedometer drive	1	120
113a	0941 066 000	Cheese-headed screw, metric 6 x 42	2	8
114	0244 082 002	Packing washer for helical gear	1	1
115	0234 071 000	Helical gear for speedometer drive	1	24
116	0246 052 000	Bearing cup	1	11
117	0650 017 000	Bearing washer	1	0.5
118	0242 057 000	Slotted nut for mainshaft in place of No. 0242 000 000	1	8
119	0644 017 000	Thrust washer	1	1
120	0234 070 000	Helical pinion	1	17
121	0246 047 000	Spacer washer	1	0.5
122	0233 033 000	Bearing bush	1	11
123	0241 049 000	Screw connection	1	18
124	0290 042 000	Speedometer drive, complete, consisting of ref. No. 114 with 123	1	85
125	0289 045 006	Clutch housing, complete, for chain drive, 34 teeth, for corked plates	1	420
125a	0289 045 007	Clutch housing complete, for chain drive, 34 teeth, for plates 0659 010 006	1	420

Use only genuine Sachs spare parts

Clutch, Crankcase, Cover, Speedometer Drive

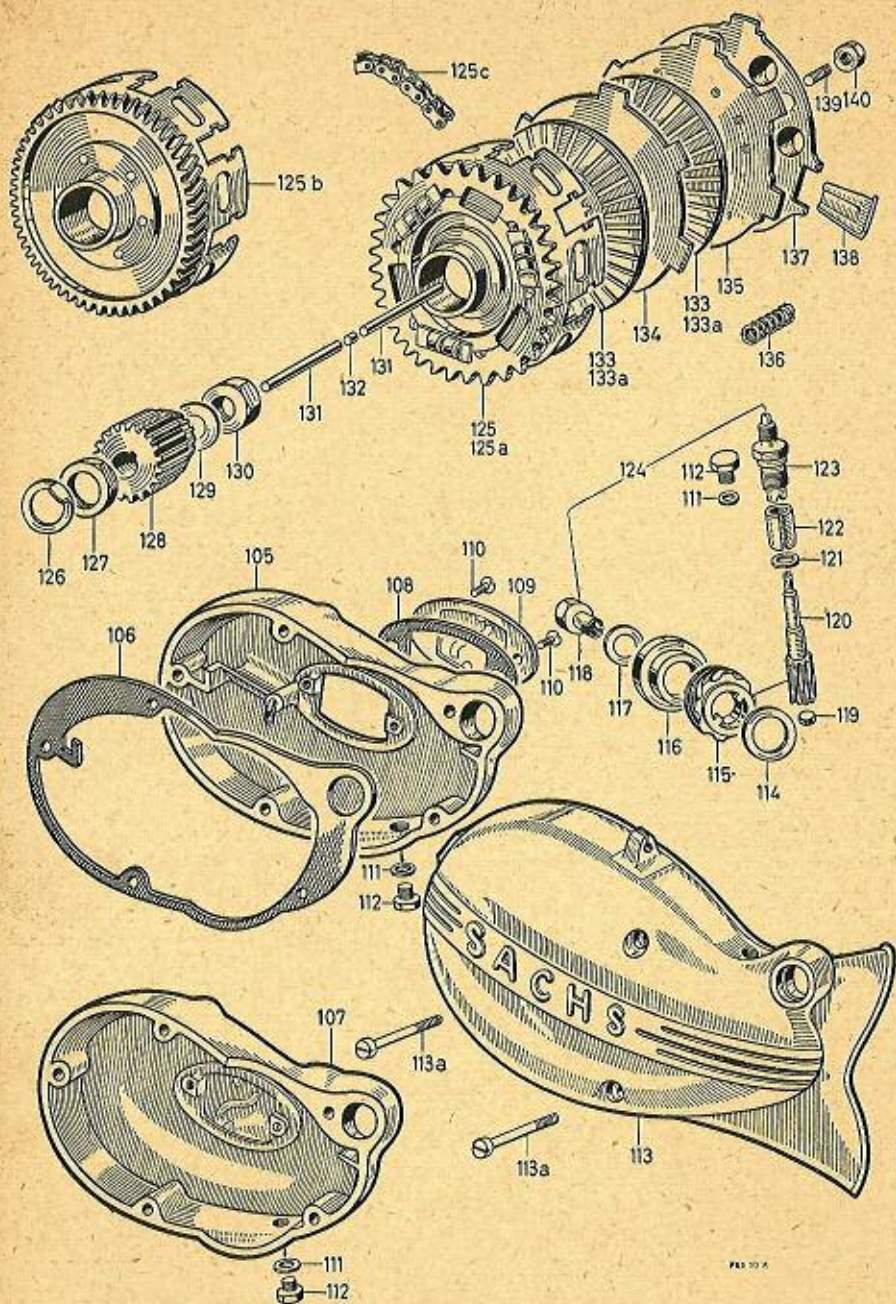


PLATE 3

Clutch, Crankcase, Cover, Speedometer Drive

Ref. No.	Order No.	Description	No. required	Weight each grams
125b	0290 035 005	Clutch housing, complete, for gear drive, 62 teeth	1	580
125c	0299 098 000	Chain for primary drive, 38 links	1	124
126	0244 052 005	Locking washer for ball-bearing bush	1	2
127	0242 030 005	Nut, metric 20.8 x 1, left-hand thread, for ball-bearing bush	1	8
128	0259 024 000	Clutch centre	1	67
129	0644 010 000	Spring washer	1	2
130	0242 027 000	Nut metric 12 x 1, for countershaft	1	5
131	0249 047 000	Clutch push rod	2	6
132	0305 005 000	Parallel roller 4.5 mm dia. x 5.5 mm	1	0.5
133	0659 010 006	Inner clutch plate, complete	2	74
133a	0287 013 002	Inner clutch plate, complete - corked	2	52
134	0259 015 000	Outer plate	1	69
135	09 0686 018 005	Thrust plate, complete, with screw	1	88
136	0239 015 000	Clutch spring	6	2
137	0659 004 000	Clutch spring plate	1	81
138	0259 014 000	Cover plate	2	6
139	0240 043 002	Clutch adjusting screw, metric 6 x 12	1	1
140	0242 003 001	Locknut, metric 6	1	2

Use only genuine Sachs spare parts

Gear Primary Drive, Mainshaft for Stand Starting

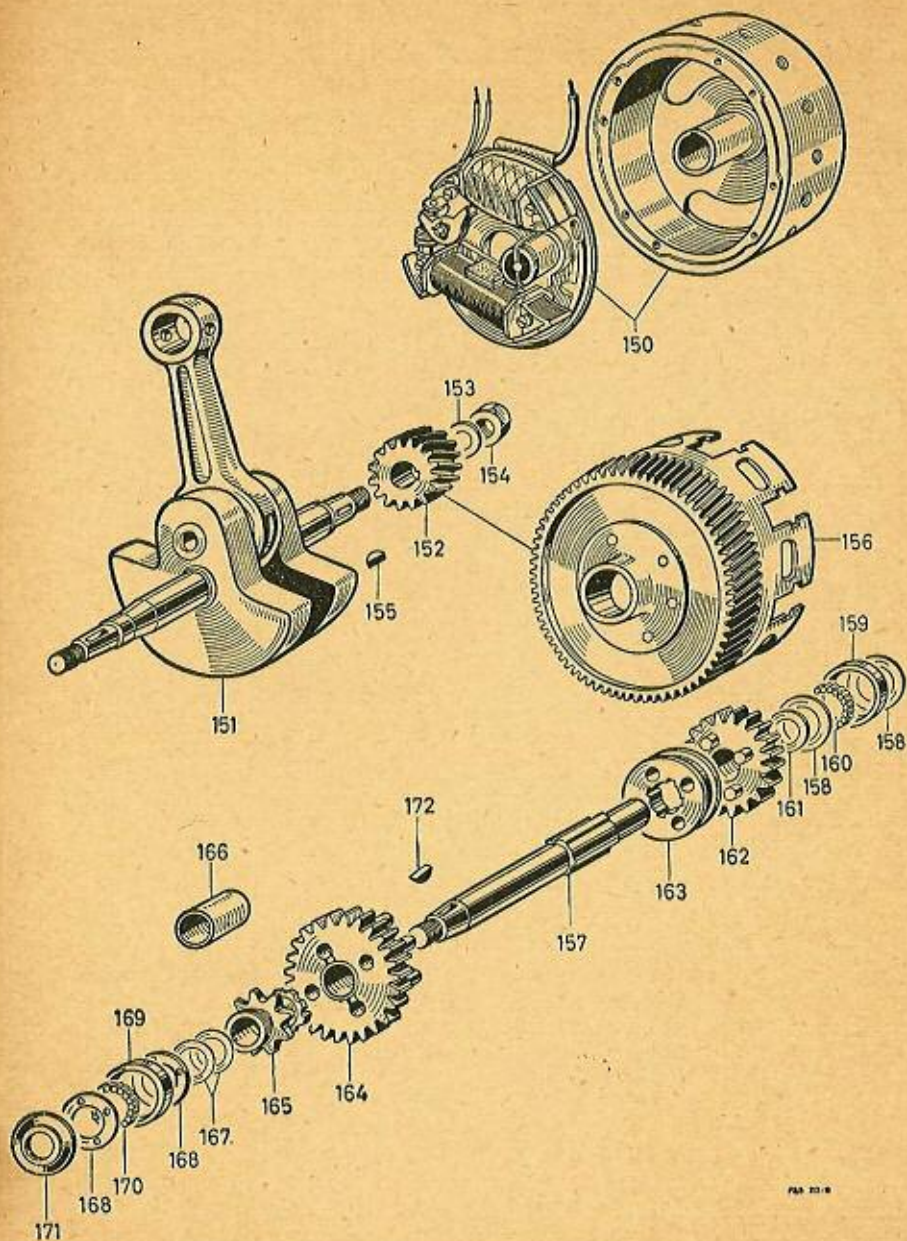


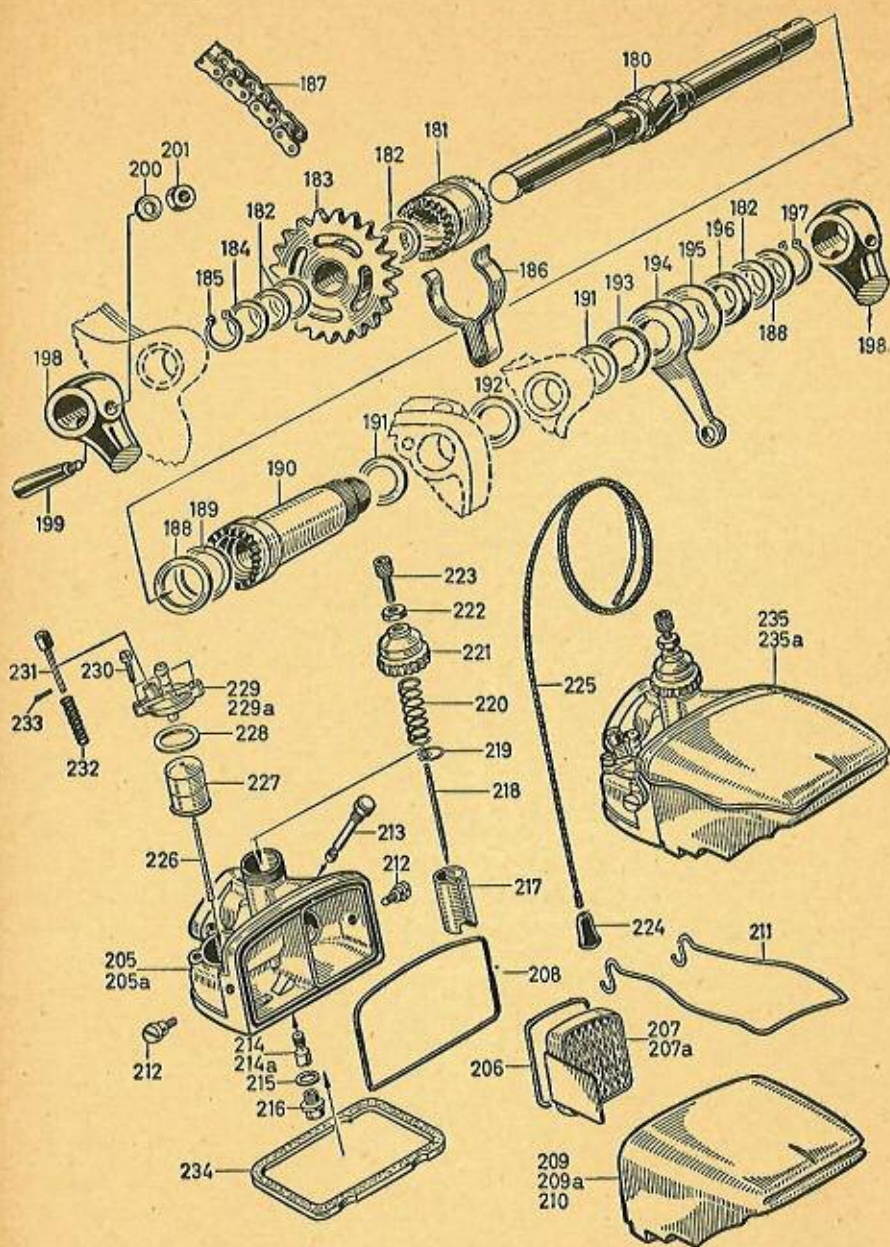
FIG. 20-9

Gear Primary Drive, Mainshaft for Stand Starting

Ref. No.	Order No.	Description	No. required	Weight each grams
150	0290 027 000	Ignition system complete see Plate 7 . . .	1	1240
151	0290 029 001	Crankshaft, complete, see page 44 . . .	1	650
152	0234 068 000	Driving gear, 16 teeth	1	56
153	0246 049 000	Locking washer	1	1
154	0242 000 000	Hexagon nut, metric 10 x 1	1	5
155	0246 005 000	Woodruff key	1	0.6
156	0290 035 005	Clutch housing, complete with gear ring, 62 teeth	1	
157	0237 014 001	Mainshaft, 13 mm dia.	1	110
158	0244 039 000	Roller bearing spacer washer	1	4
159	0232 012 000	Roller bearing outer race	1	27
160	0232 002 000	Bearing roller, 4 mm dia. x 6 mm	13	0.6
161	0244 075 005	Small gear wheel thrust washer	1	2.7
	0244 075 008	Small gear wheel thrust washer	As requ.	2.7
162	0234 017 002	Small gear wheel, 23 teeth	1	87
	0234 017 006	Small gear wheel, 21 teeth	1	80
163	0259 003 002	Selector dog.	1	60
164	0289 097 000	Large gear wheel, complete	1	130
165	0236 081 000	Sprocket, 9 teeth, on mainshaft	1	23
166	0247 016 000	Bush, kickstarter type, in place of 0236 081 000	1	19
167	0244 006 000	Packing washer 0.5 mm	As required	0.5
	0244 006 001	Packing washer 0.3 mm		0.3
	0244 006 002	Packing washer 0.8 mm		0.8
	0244 006 003	Packing washer 0.4 mm		0.4
	0244 006 004	Packing washer 0.6 mm		0.6
	0244 006 005	Packing washer 1.0 mm		1.0
	0244 006 006	Packing washer 0.2 mm		0.2
168	0244 078 005	Packing washer	2	4.5
169	0232 042 000	Roller bearing outer race	1	27
170	0232 014 000	Bearing roller	13	1.0
171	0230 014 000	Packing, 13 dia. x 31.5 x 3.5	1	0.2
	0250 096 000	Packing, 13 dia. x 25 x 6.5	1	0.2
172	0246 001 001	Woodruff key	1	1

Use only genuine Sachs parts

Pedal Spindle, Carburettor with Intake Silencer



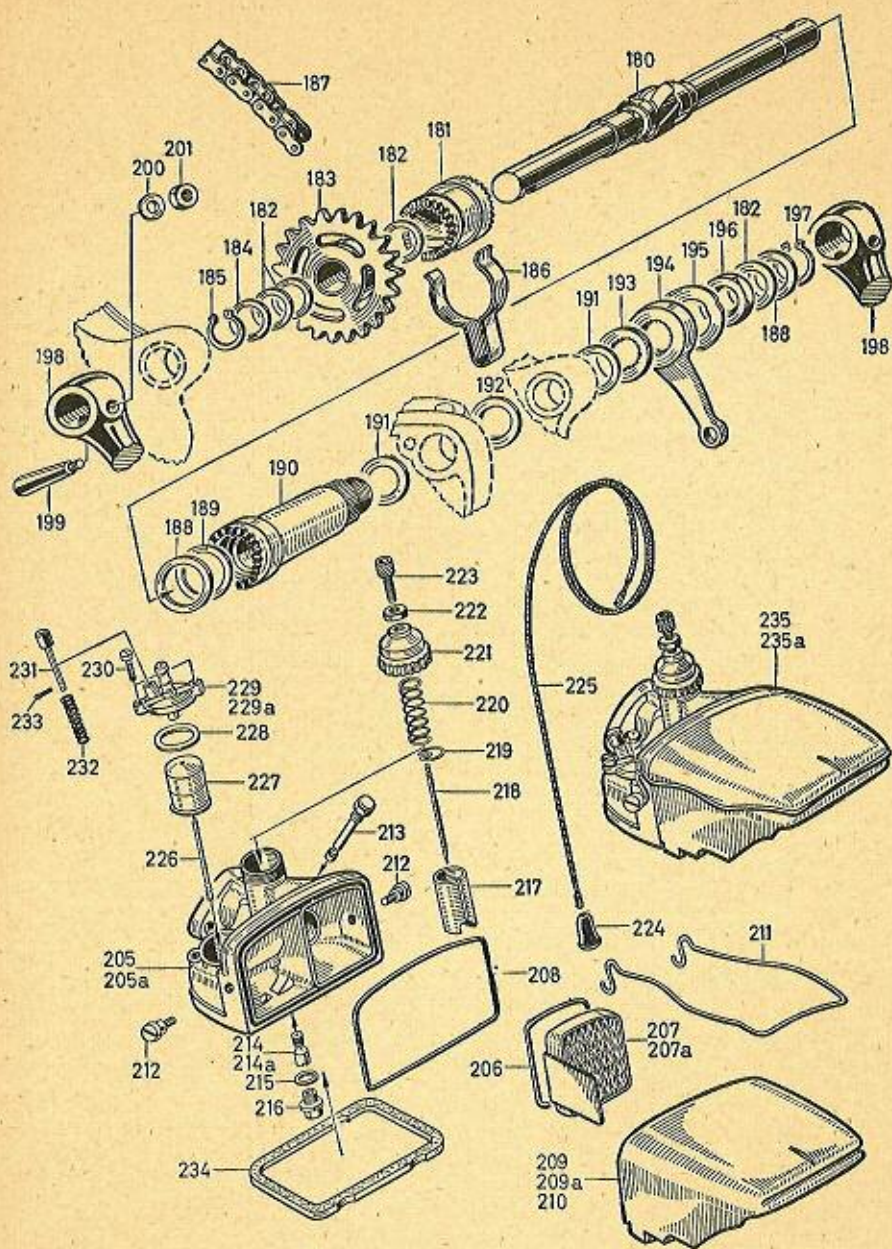
PLA 82-9

Pedal Spindle, Carburettor with Intake Silencer

Ref. No.	Order No.	Description	No. required	Weight each grams
180	0237 020 001	Pedal spindle	1	370
181	0252 004 000	Driver	1	61
182	0246 015 000	Spacer washer, 0.3 mm	As required	0.3
	0246 015 001	Spacer washer, 0.5 mm		0.5
	0246 015 002	Spacer washer, 1.0 mm		1.0
	0246 015 003	Spacer washer, 0.15 mm		0.15
183	0236 071 005	Chain wheel, 22 teeth	1	108
184	0246 036 000	Chain wheel, thrust washer	1	1
185	0245 020 005	Circlip, inner, A. 16 x 1.5	1	0.5
186	0239 043 000	Check spring	1	12
187	0299 097 000	Chain, 28 links, for pedal spindle	1	95
188	0246 016 000	Thrust washer for driver bush	1	4
189	0250 084 005	Packing	1	0.8
190	0232 048 000	Driver bush	1	138
191	0246 008 000	Thrust washer, 1.0 mm	As required	1.0
	0246 008 001	Thrust washer, 0.5 mm		0.5
	0246 008 002	Thrust washer, 0.3 mm		0.3
192	0250 083 000	Packing for driver bush	1	1
193	0246 010 000	Washer for brake lever	1	0.7
194	0248 060 005	Brake lever for bush	1	20
195	0244 052 005	Locking washer	1	2
196	0242 030 005	Hexagon nut, metric 20.8 x 1	1	8
197	0245 020 001	Circlip, outer, A. 16 x 1.5	1	0.5
198	0248 061 000	Pedal crank, L.H. (with L.H. thread), light metal	1	110
	0248 062 000	Pedal crank, R.H. (with R.H. thread), light metal	1	110
	0248 063 000	Pedal crank, L.H. (with L.H. thread 12.7 x 20 pitch) steel	1	250
	0248 064 000	Pedal crank, R.H. (with R.H. thread 12.7 x 20 pitch) steel	1	250
	0248 063 005	Pedal crank, L.H. (with L.H. thread 14.3 x 20 pitch) steel	1	250
	0248 064 005	Pedal crank, R.H. (with R.H. thread 14.3 x 20 pitch) steel	1	250
	0248 065 000	Pedal crank, L.H. (with L.H. thread 14.3 x 20 pitch) steel, fan-cooled model	1	250
	0248 065 005	Pedal crank, L.H. (with L.H. thread 12.7 x 20 pitch) steel, fan-cooled model	1	250
	0248 071 000	Pedal crank, L.H. (with L.H. thread 14.3 x 20 pitch) light metal "Miele" type	1	110

Use only genuine Sachs parts

Pedal Spindle, Carburettor with Intake Silencer



Pedal Spindle, Carburettor with Intake Silencer

Ref. No.	Order No.	Description	No. required	Weight each grams
198	0248 077 000	Pedal crank, L.H. (with L.H. thread 14.3 x 20 pitch) light metal, cranked pattern	1	110
199	0241 002 005	Crank cotter pin	2	18
200	0246 025 000	Crank cotter washer	2	1
201	0242 052 000	Crank cotter hexagon nut, metric 6	2	3
CARBURETTOR				
205	09 0261 050 005	Carburettor body for carburettors 0290 011 001 and 0290 024 001	1	225
205a	09 0261 050 000	Carburettor body for carburettor 0289 075 000	1	225
206	09 0261 056 000	Air cleaner gasket	1	0.5
207	09 0261 052 005	Cleaner insert for carburettors 0290 011 001 and 0290 024 001	1	22
207a	09 0261 052 000	Cleaner insert for carburettor 0289 075 000 with pipe stub	1	30
208	09 0261 055 000	Rubber gasket for cleaner cap	1	1
209	09 0261 058 000	Cleaner cap with inlet pipe not threaded, for carburettor 0290 011 001	1	160
209a	09 0261 051 000	Cleaner cap without inlet pipe for carburettor 0289 075 000	1	137
210	09 0261 058 005	Cleaner cap with inlet pipe threaded for carburettor 0290 024 001	1	160
211	09 0261 053 000	Spring clip for fixing cleaner cap	1	7
212	09 0261 054 000	Spring clip fixing screw	2	2.5
213	0261 012 000	Jet, size 56 (1½ H.P.)	1	9
	0261 012 005	Jet, size 54 (0.8 H.P.)	1	9
	0261 012 002	Jet, size 60 (1.6 H.P.)	1	9
	0261 012 004	Jet, size 62 (1.6 H.P.)	1	9
	0261 012 008	Jet, size 57 (1.6 H.P. fan-cooled model)	1	9
	0261 012 006	Jet, size 64, for fan-cooled 2 H.P. model)	1	9
214	09 0261 011 003	Needle jet, size 2.15	1	3.5
	214a 09 0261 011 000	Needle jet, size 2.10 for carburettor 0289 052 002	1	3.5
215	09 0261 021 000	Drain plug washer	1	0.5
216	09 0261 010 000	Drain plug	1	2.5
217	09 0261 007 000	Throttle slide	1	13
218	09 0261 006 003	Jet needle for carburettors 0290 011 001 and 0290 024 001 (33 mm long)	1	1
	09 0261 006 000	Jet needle for carburettor 0289 075 000 (31 mm long)	1	1

Use only genuine Sachs parts

Carburettor with Intake Silencer, Bowden Controls

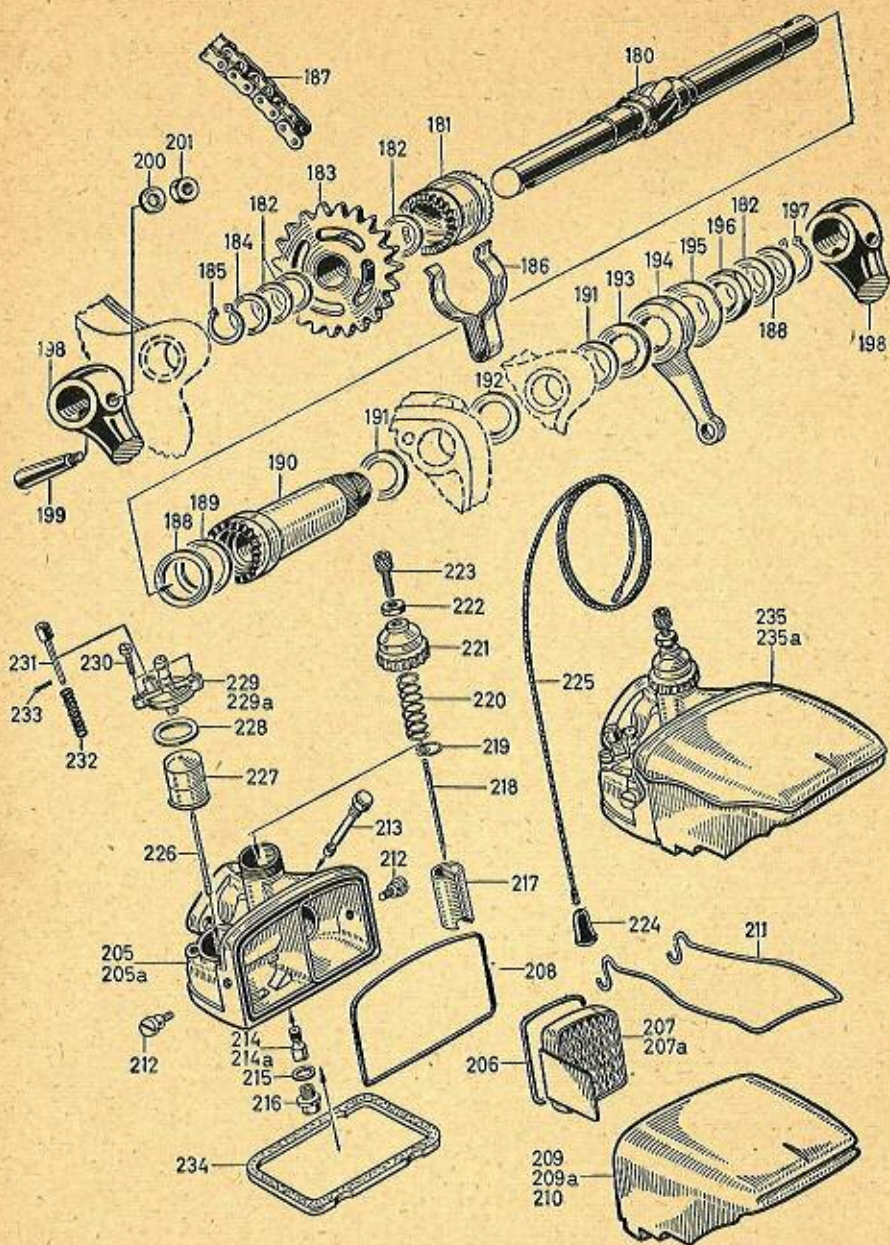


FIG. 101/9

PLATE 5

Carburettor with Intake Silencer, Bowden Controls

Ref. No.	Order No.	Description	No. required	Weight each grams
219	09 0261 018 000	Circlip for jet needle	1	0,5
220	09 0261 017 000	Throttle spring	1	2
221	09 0261 005 000	Screw cap	1	8,5
222	09 0261 020 000	Nut, metric 5, for adjusting screw	1	1
223	09 0261 001 000	Adjusting screw, metric 5	1	2
224	0260 024 001	Protector cap for adjusting screw	1	1
225	0298 090 005	Bowden wire, 1,2 mm diameter, with nipple to solder 0299 002 002 for throttle control (state length required)	1	11
	09 0289 062 008	Screw cap, complete, consisting of ref. No. 217 with 225	1	36
	09 0298 091 005	Bowden cable, complete with outer casing 0299 042 000 (state length required)	1	91
	09 0298 091 006	Bowden cable, complete, with outer casing, silver (state length required)	1	
226	09 0261 004 000	Float needle	1	0,5
227	09 0261 003 001	Float	1	2
228	09 0261 016 000	Washer for float cap	1	0,4
229	09 0261 002 001	Float chamber cap without tickler	1	17
229a	09 0261 002 006	Float chamber cap with tickler	1	21
230	09 0261 019 000	Fixing screw	2	1
231	09 0261 013 001	Tickler	1	1
232	09 0261 008 000	Tickler spring	1	0,4
233	09 0261 009 000	Tickler split pin	1	0,2
234	0230 010 006	Gasket under carburettor	1	1
235	0290 024 001	Carburettor, complete, with threaded intake pipe, for 0,8, 1¼, 1,6 and 2 H.P.; type without fan and 0,8 H.P. for type with fan (replacement for carburettor 0289 075 000)	1	470
235a	0290 011 001	Carburettor complete, without thread in intake pipe; type with fan	1	470
	0290 011 009	Carburettor, complete, (1/12/88) with jet size 66	1	

Use only genuine Sachs parts

Bowden Controls, Carburettor type 1 without Intake Silencer, Kickstarter

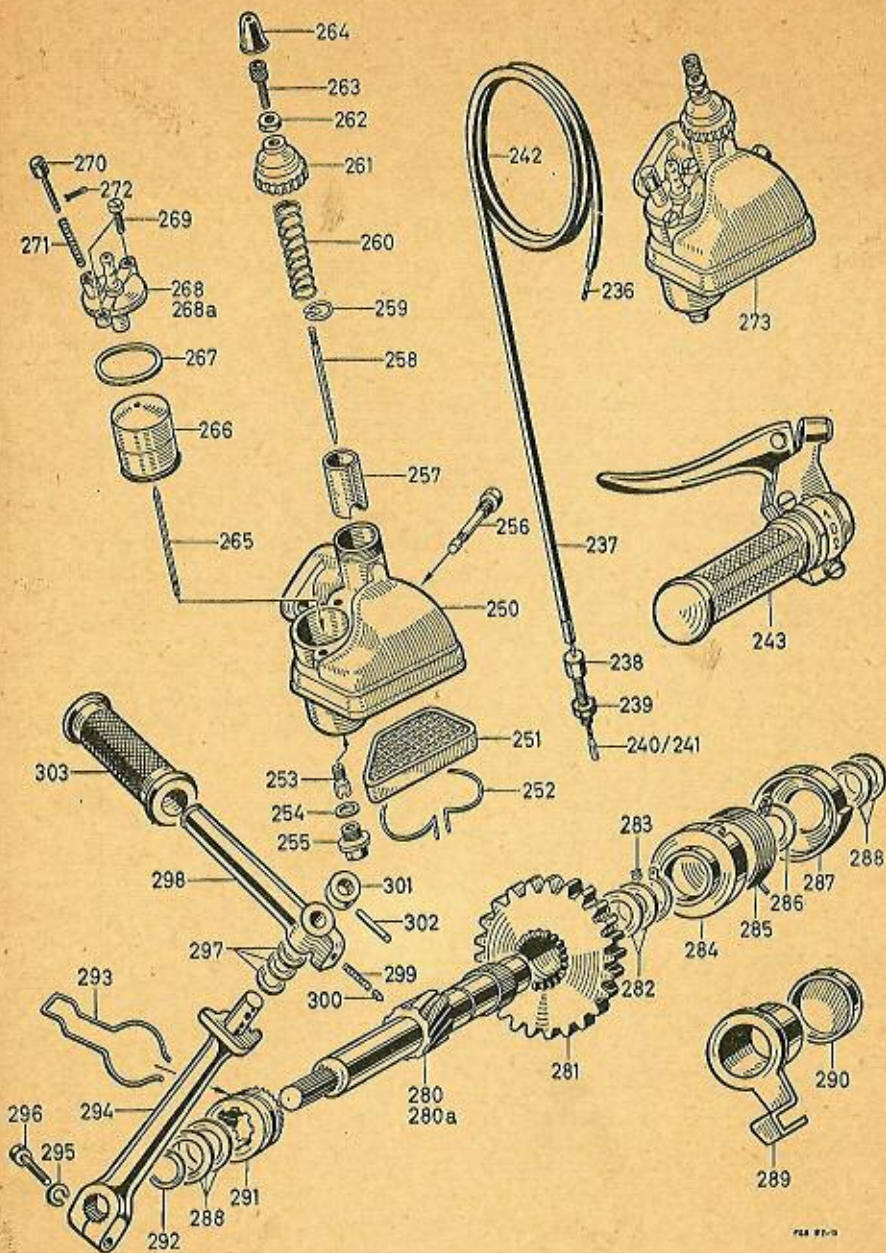


PLATE 6

Bowden Controls, Carburettor type 1 without Intake Silencer, Kickstarter

Ref. No.	Order No.	Description	No. required	Weight each grams
236	0298 090 001	Bowden cable, 1.2 mm dia. with nipple 0298 092 101 to solder, for gear change, clutch and decompressor controls (state length required)	1	11
237	0299 042 000	Bowden outer casing, complete, for carburettor, gear change and clutch controls (state length required, black)	3	
238	0299 042 010 0240 019 003	Bowden outer casing, complete, silver Adjusting screw for gear change and clutch controls	3 2	49 4.5
239	0242 007 001	Adjusting screw nut	2	1
240	0298 092 001	Nipple to solder for gear change and clutch controls	2	0.3
241	0299 002 002	Nipple to solder for carburettor control	1	0.3
242	0298 091 001	Bowden control (black) complete, for gear-change and clutch controls (state length required)	2	70
	0298 091 011	Bowden control (silver) complete	2	70
	0299 044 004	Bowden control (black) complete, for decompressor (state length required)	1	70
	0299 044 006	Bowden control (silver) complete, for decompressor	1	70
243	0289 055 000	Twist grip control, complete	1	290
CARBURETTOR				
250	09 0261 000 001	Carburettor body	1	220
251	09 0261 014 001	Filter	1	16
252	09 0261 015 000	Springs holding insert cleaner	1	1
253	09 0261 011 000	Needle jet, size 2.10 (1495)	1	3
254	09 0261 021 000	Washer for screw plug	1	0.5
255	09 0261 010 000	Screw plug	1	1.5
256	09 0261 012 000	Main jet, size 56 (for 1 1/4 and 1.6 H.P. engines)	1	9
	09 0261 012 005	Main jet, size 54 (for 0.8 H.P. engines)	1	9
257	09 0261 007 000	Throttle slide	1	12
258	09 0261 006 000	Jet needle (31 mm long)	1	0.4
259	09 0261 018 000	Small spring plate for jet needle	1	0.5
260	09 0261 017 000	Throttle spring	1	2
261	09 0261 005 000	Screw cap	1	7
262	09 0261 020 000	Adjusting screw nut	1	1
263	09 0261 001 000	Adjusting screw, metric 5	1	2
	09 0289 062 005	Screw cap, consisting of ref. No. 261 with 263	1	10
264	0260 024 001	Protector cap	1	1
265	09 0261 004 000	Float needle	1	0.5
266	09 0261 003 001	Float	1	2
267	09 0261 016 000	Washer for float chamber cover	1	0.4
268	09 0261 002 001	Float chamber cover without tickler	1	17
268a	09 0261 002 006	Float chamber cover with tickler	1	21
269	09 0261 019 000	Fixing screw	2	1
270	09 0286 123 000	Tickler with fastening plate	1	1

Use only genuine Sachs parts

Bowden Controls, Carburettor type 1 without Intake Silencer, Kickstarter

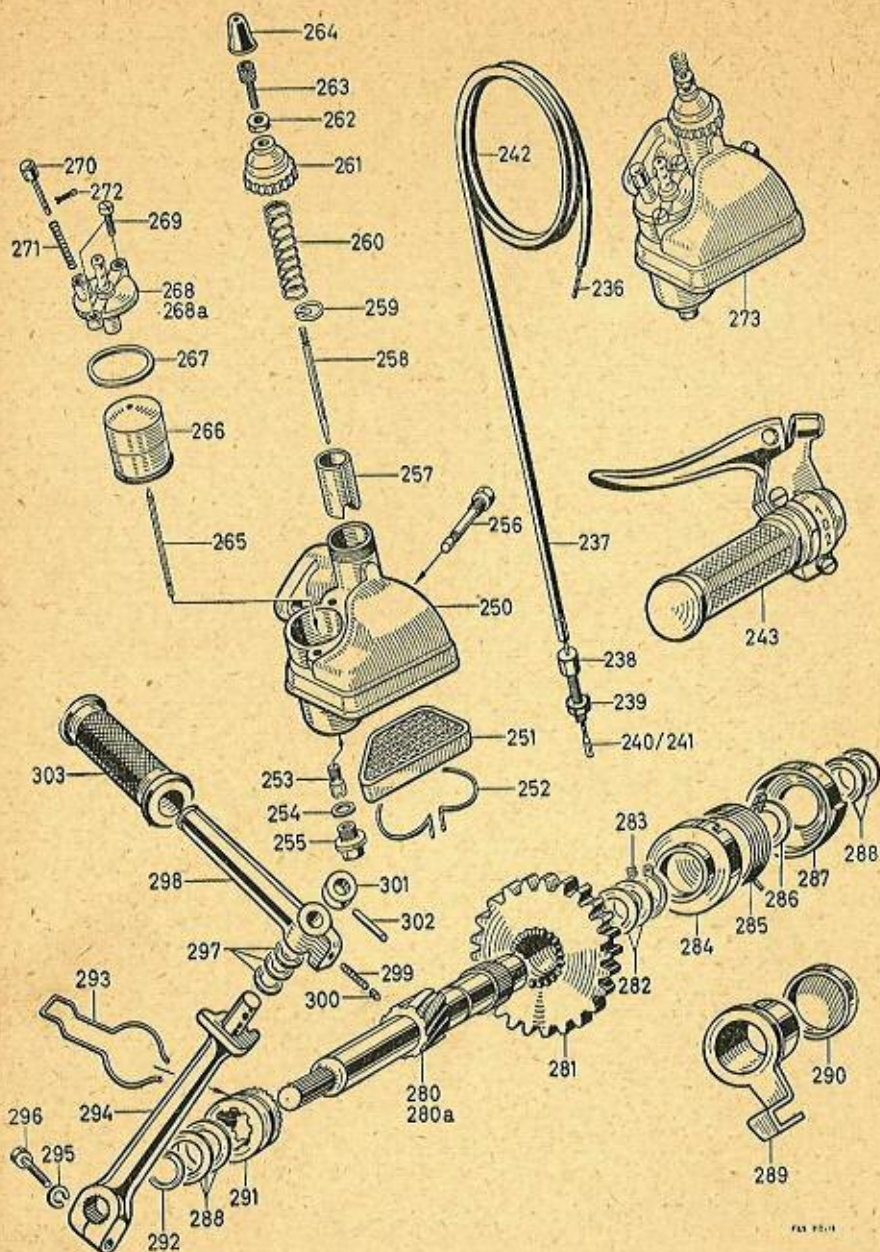


FIG. 92-11

Bowden Controls, Carburettor type 1 without Intake Silencer, Kickstarter

Ref. No.	Order No.	Description	No. required	Weight each grams
271	09 0261 008 000	Tickler spring	1	0.4
272	09 0261 009 000	Split pin	1	0.2
273	0289 052 002	Carburettor complete (type without intake silencer)	1	305
	0289 052 003	Carburettor complete, for tank frame (Hercules and Triumph types)	1	350
	0289 052 008	Carburettor complete ("Meister" type with Bowden control at an angle, jet No. 56)	1	295
	0289 052 009	Carburettor complete, (1/12/39), Göricke KL type with horizontal connections, jet No. 56	1	350
KICKSTARTER				
280	0237 023 000	Kickstarter spindle, 133 mm long	1	245
280a	0237 024 000	Kickstarter spindle, 181 mm long (special-type)	1	300
281	0234 050 000	Starter wheel	1	200
282	0944 046 000	Packing washer 0.2 mm	As required	0.2
	0944 046 001	Packing washer 0.3 mm		0.3
	0944 046 002	Packing washer 0.5 mm		0.5
	0944 046 003	Packing washer 0.4 mm		0.4
283	0245 024 000	Circlip, 20 A x 1.5 mm	1	2
284	0246 023 000	Spring drum	1	30
285	0239 045 000	Return spring	1	23
286	0246 026 000	Contact washer for starter spindle	1	2.5
287	0246 024 000	Spring cup	1	61
288	0246 015 000	Thrust washer 0.3 mm	As required	0.3
	0246 015 001	Thrust washer 0.5 mm		0.5
	0246 015 002	Thrust washer 1.0 mm		1.0
	0246 015 003	Thrust washer 0.15 mm		0.15
289	0286 103 000	Starter dog, with bush	1	57
290	0270 030 000	End cap	1	4.5
291	0242 050 000	Rosette nut	1	39
292	0644 002 003	Plain washer, 1.3 mm	1	1.7
293	0239 046 000	Check spring	1	5.5
294	0248 055 001	Folding kickstarter crank	1	130
295	0245 023 002	Spring washer for metric 6	1	0.6
296	0240 005 002	Hexagon bolt metric 6 x 20	1	6
297	0244 044 000	Packing washer, 1 mm	As required	1.0
	0244 044 001	Packing washer, 0.8 mm		0.8
	0244 044 002	Packing washer, 0.3 mm		0.3
	0244 044 003	Packing washer, 0.15 mm		0.15
298	0248 056 001	Starter pedal spindle	1	85
299	0239 027 000	Compression spring	1	0.3
300	0249 031 000	Pin	1	1.5
301	0247 012 000	Retaining collar for starter pedal spindle	1	5
302	0249 042 000	Fixing pin	1	1
303	0260 017 000	Rubber cover for kickstarter pedal	1	20
	0289 028 001	Kickstarter crank, complete, consisting of ref. Nos. 294 to 303	1	275

Use only genuine Sachs parts

Ignition System 17 watts, Type No. 2

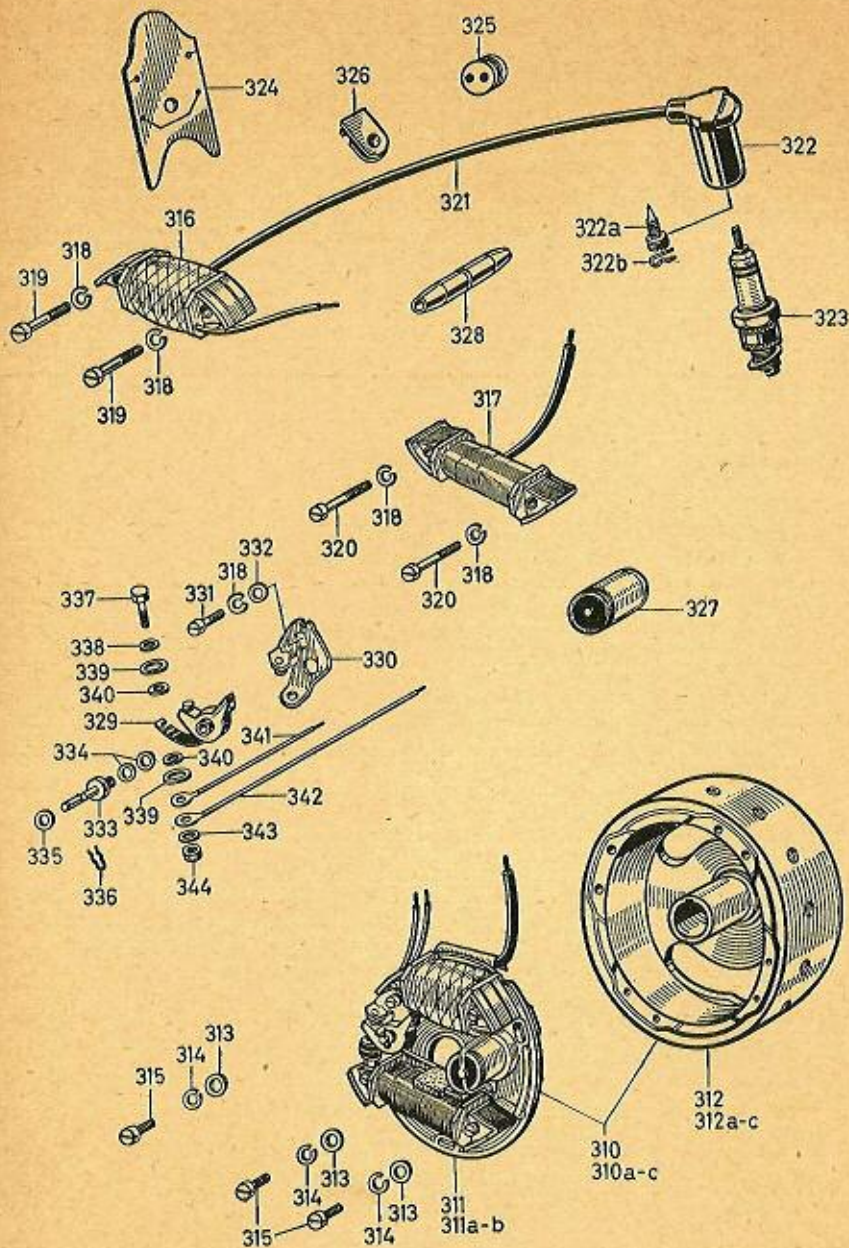


FIG. 71-6

Ignition System 17 watts, Type No. 2

Ref. No.	Order No.	Description	No. required	Weight each grams
310	0290 027 000	Ignition system, complete, LM/UR 1/115/17 L 15, type: Gear drive	1	1230
310a	0290 027 005	Ignition system, complete, LM/UR 1/115/17 L 16, type: Gear drive with fan	1	1230
310b	0289 051 002	Ignition system, complete, LM/UR 1/115/17 R 13, type: Chain drive (replaces 0289 051 001 LM/UR 1/115/17 R 8)	1	1140
310c	0289 051 008	Ignition system, complete, LM/UR 1/17 R. 14, type: Chain drive with fan, with metric 5 thread for fan fixing (replacement 0289 051 006 LM/UR 1/115/17 R. 9, with two 5 mm dia. locating pin holes, and replacement for 0289 051 007 LM/UR 1/115/17 R. 12 with metric 4 thread for fan fixing When replacing ignition system 0289 051 007 with metric 4 thread) by ignition system 0289 051 008 (with metric 5 thread) the clearance holes for the fan disc 0211 057 005 must be drilled out from 4.5 mm dia. to 5.5 mm dia. and the four bolts 0241 043 000 (metric 4 x 15) replaced by four bolts 0240 076 000 (metric 5 x 15)	1	1140
311	09 0290 027 002	Armature base complete, for ignition system ref. No. 310 and 310a	1	380
311a	09 0286 132 000	Armature base complete, for ignition system ref. No. 310 b	1	380
311b	09 0289 056 008	Armature base complete, for ignition system ref. No. 310 c	1	380
312	09 0290 027 003	Magneto flywheel with cam for ref. No. 310	1	750
312a	09 0290 064 000	Magneto flywheel with cam for ref. No. 310a	1	750
312b	09 0289 059 001	Magneto flywheel with cam for ref. No. 310b	1	750
312c	09 0984 098 004	Magneto flywheel with cam with hole drilled metric 5 for ref. No. 310c	1	750
313	0244 007 002	Thrust washer	3	0.1
314	0245 023 000	Spring washer	3	2
315	0241 028 000	Cheese-headed screw, metric 4 x 12	3	2.5
316	09 0289 057 006	Ignition coil with winding	1	135
317	09 0289 058 006	Lighting coil with winding	1	120
318	09 0245 012 000	Spring washer for metric 4	5	0.2
319	09 0241 032 003	Fixing screw metric 4 x 22 for ignition coil	2	3
320	09 0241 032 005	Fixing screw, metric 4 x 28, for lighting coil	2	0.5
321	09 0265 074 002	Ignition cable, 330 mm long	1	12

Use only genuine Sachs parts

Ignition System 17 watts, Type No. 2

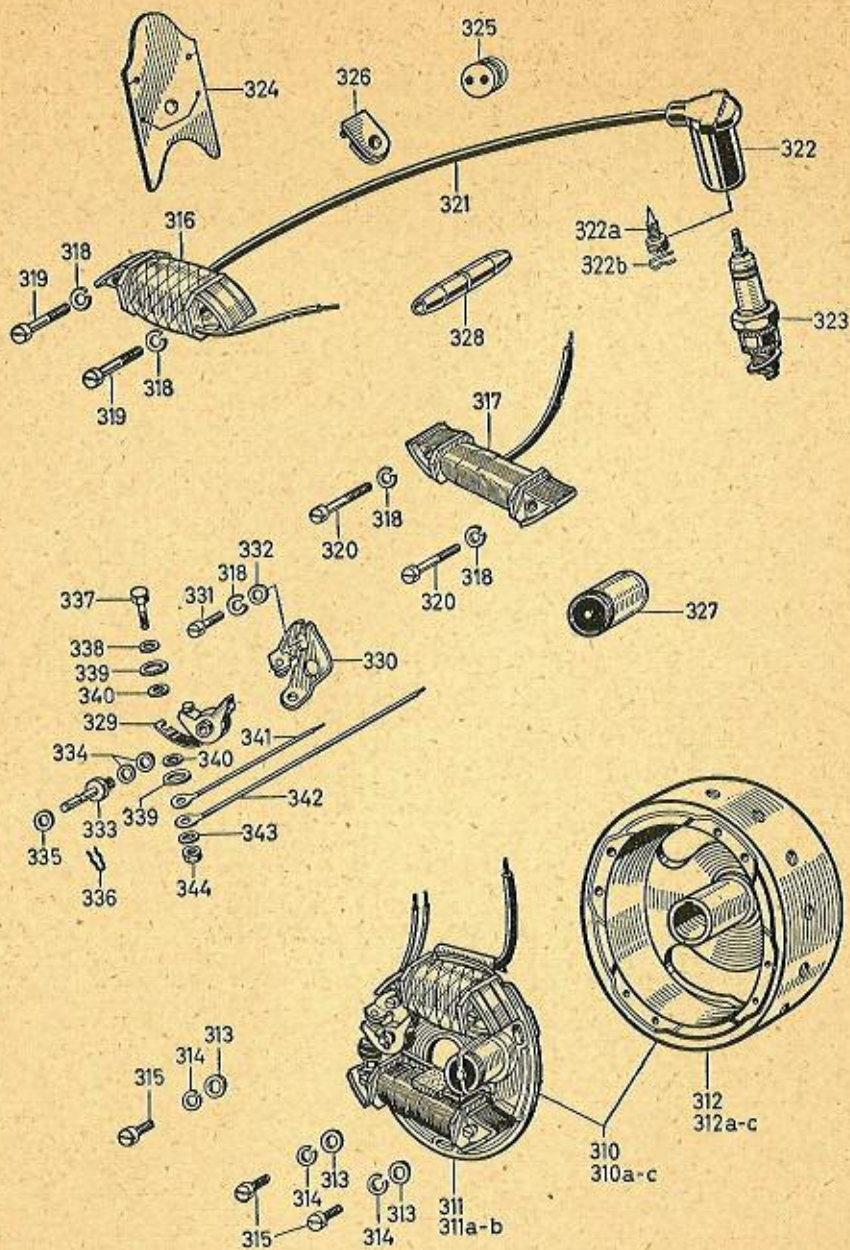


FIG. 21.6

Ignition System 17 watts, Type No. 2

Ref. No.	Order No.	Description	No. required	Weight each grams
	09 0265 074 009	Ignition cable, 5 mm dia., per metre		
322	0288 091 005	Plug protector, complete	1	16
322a	09 0240 055 000	Terminal contact screw for ref. No. 322	1	3
322b	09 0239 040 000	Spring for ref. No. 322a	1	0.3
323	0298 087 005	Sparking plug W 190 M-11 S	1	57
324	09 0260 033 000	Insulating plate	1	0.5
325	0260 020 000	Rubber grommet for lighting cable	1	0.5
326	0260 018 000	Rubber grommet for ignition cable	1	0.5
327	09 0265 052 003	Condenser	1	14
328	0265 073 000	Cable clip for lighting and contact-breaker cable	2	3
326	09 0288 022 009	Contact-breaker cable with tension spring	1	5
330	09 0265 053 009	Contact carrier with contact point	1	8
331	09 0241 021 002	Cheese-headed screw, metric 4 x 10, for contact bearer	1	0.5
332	09 0244 060 005	Plain washer	1	0.03
333	09 0240 066 009	Bearing pin for contact-breaker arm	1	0.4
334	09 0244 085 000	Packing washer 0.1 mm	As required	0.1
	09 0244 085 001	Packing washer 0.2 mm		0.2
	09 0244 085 002	Packing washer 0.05 mm		0.05
335	09 0244 045 000	Plain washer		0.3
336	09 0239 017 000	Spring clip for contact-breaker arm	1	0.2
337	09 0241 021 009	Hexagon bolt, metric 3 x 10	1	0.4
338	09 0244 061 008	Plain washer for flat spring	2	0.03
339	09 0265 071 000	Insulating washer, large	2	0.05
340	09 0265 070 000	Insulating washer, small	2	0.02
341	09 0265 077 001	Connecting wire to condenser	1	1
342	09 0265 079 000	Short-circuiting cable	1	7
343	09 0245 009 000	Spring washer for metric 3	1	0.2
344	09 0242 039 000	Hexagon nut metric 3	1	0.2

Use only genuine Sachs parts

Ignition System 3 watts, 17 watts Type No. 1

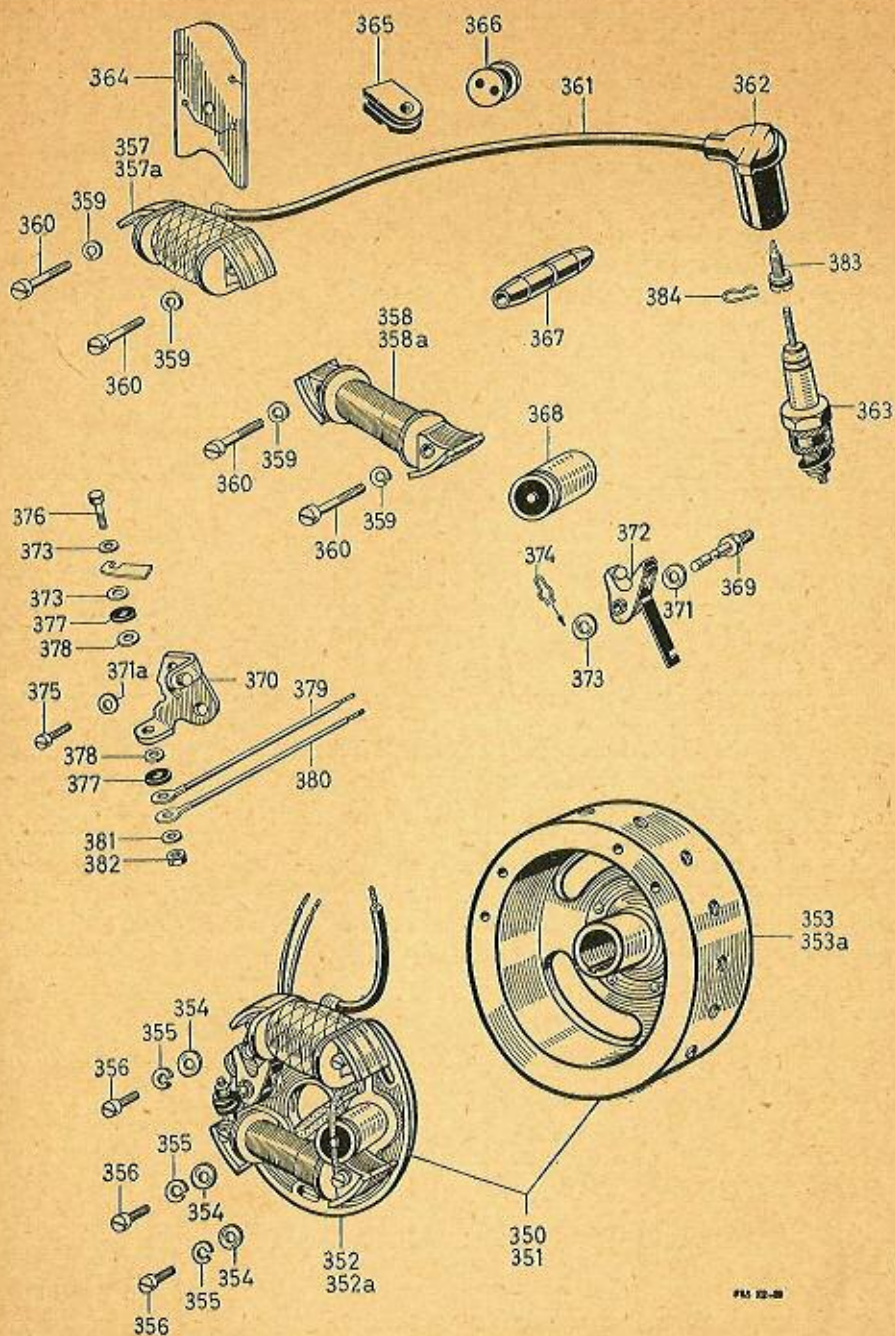


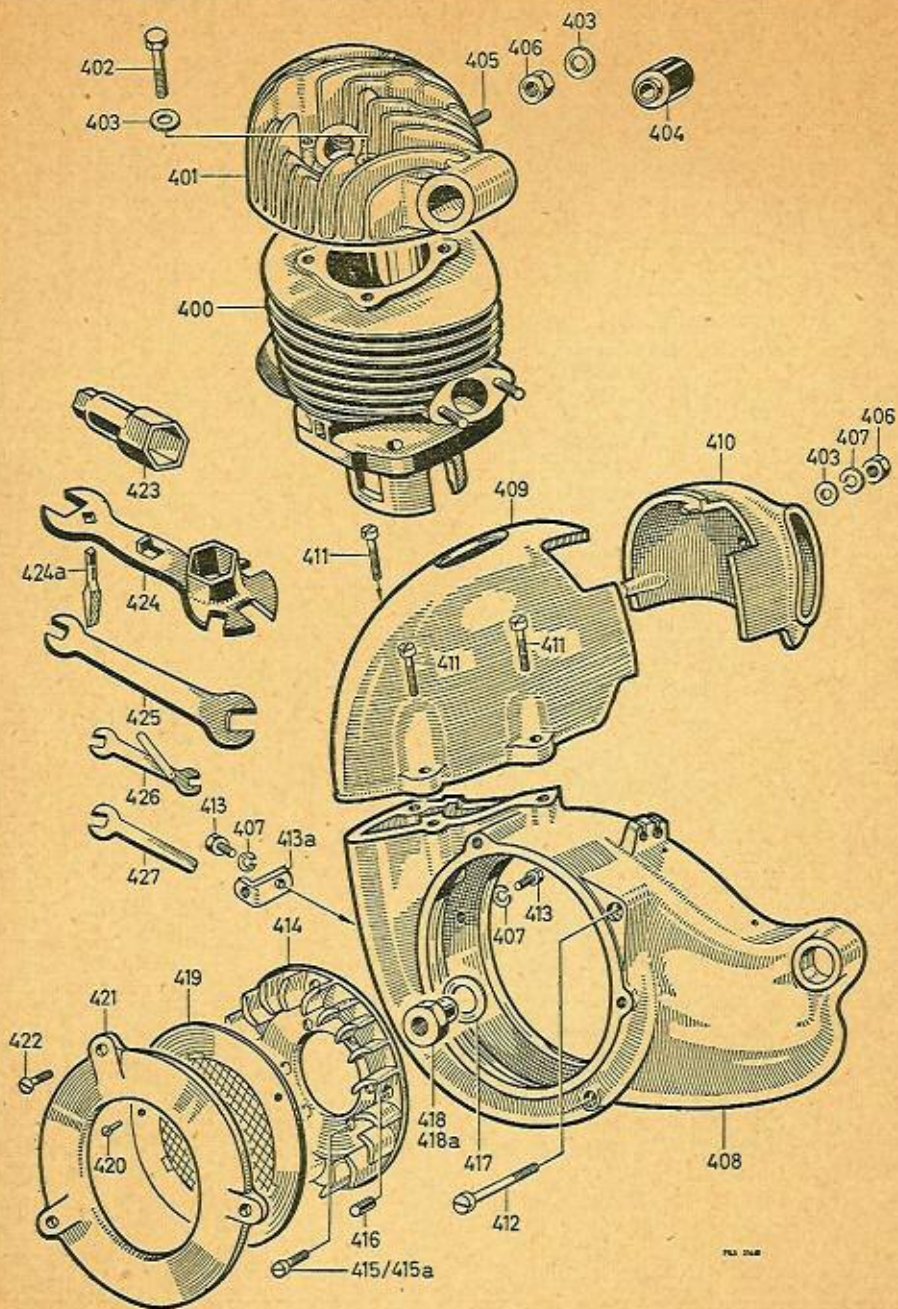
FIG. 22-28

Ignition System 3 watts, 17 watts Type No. 1

Ref. No.	Order No.	Description	No. required	Weight each grams
350	0289 050 000	Ignition system, complete, 3 watts, LM/UR 1/115/3 R1	1	1240
351	0289 051 000	Ignition system, complete, 17 watts, LM/UR 1/115/17 R3	1	1240
352	09 0289 056 000	Armature base complete, 3 watts	1	390
352a	09 0289 056 005	Armature base complete, 17 watts	1	390
353	09 0289 059 000	Magneto flywheel, 3 watts	1	850
353a	09 0289 059 005	Magneto flywheel, 17 watts	1	850
354	0244 007 002	Thrust washer for armature baseplate	3	0.2
355	0245 023 000	Spring washer for metric 4	3	0.2
356	0241 028 000	Fixing screw, metric 4 x 12, for armature baseplate	3	0.4
357	09 0289 057 000	Ignition coil with winding, 3 watts	1	130
357a	09 0289 057 005	Ignition coil with winding, 17 watts	1	130
358	09 0289 058 000	Lighting coil with winding, 3 watts	1	120
358a	09 0289 058 005	Lighting coil with winding, 17 watts	1	120
359	09 0245 012 000	Spring washer for metric 4	4	0.2
360	09 0241 032 000	Fixing screw for ignition and lighting coils (M 4 x 24)	4	2
361	09 0265 074 000	Ignition cable, 318 mm long	1	16
362	0288 091 005	Sparking plug connector, complete	1	16
363	0298 087 005	Sparking plug, W 190 M 11 S	1	55
364	09 0260 033 000	Insulating plate	1	2
365	0260 018 000	Rubber grommet for ignition cable	1	2
366	0260 020 000	Rubber grommet for lighting cable	1	1
367	0265 073 000	Cable clip for lighting and contact-breaker cables	2	3
368	09 0265 052 009	Condenser	1	21
369	09 0240 066 008	Bearing pin for contact-breaker arm	1	3
370	09 0265 053 008	Contact bearer with contact point	1	17
371	09 0244 085 000	Plain washer, 0.1 mm	1	0.5
	09 0244 085 001	Plain washer, 0.2 mm	1	0.1
371a	09 0244 060 005	Plain washer	1	As required
372	09 0288 022 008	Contact-breaker arm, with contact point	1	5
373	09 0244 045 000	Plain washer	3	0.1
374	09 0239 017 000	Spring clip for bearing pin	1	0.15
375	0241 021 000	Fixing screw for contact bearer	1	0.5
376	09 0241 021 008	Fixing screw for flat spring	1	0.5
377	09 0265 071 005	Insulating washer, large	2	0.05
378	09 0265 070 005	Insulating washer, small	2	0.02
379	09 0265 079 000	Short-circuiting cable	1	7
380	09 0265 077 001	Connecting cable to condenser	1	1
381	0245 023 000	Spring washer for metric 4	1	0.2
382	0242 049 000	Hexagon nut, metric 4	1	0.2
383	09 0240 055 000	Screw contact for sparking plug protector	1	1
384	09 0239 040 000	Spring for ref. No. 383	1	1

Use only genuine Sachs parts

Fan, Mark I, Tools

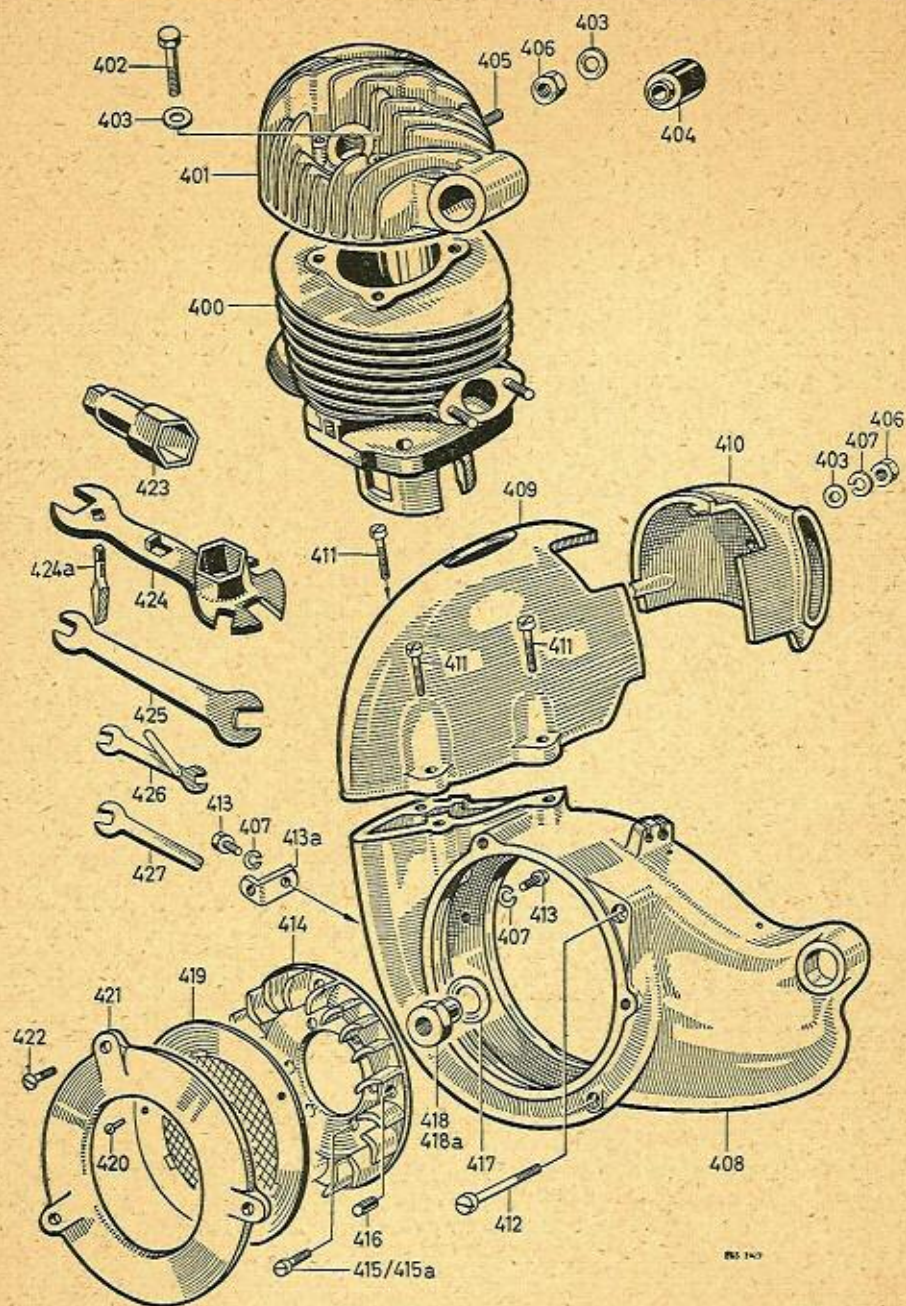


Fan, Mark I, Tools

Ref. No.	Order No.	Description	No. required	Weight each grams
400	0289 065 000	Cylinder, complete	1	1170
401	09 0289 049 008	Cylinder, head, complete	1	320
402	0240 093 001	Hexagon bolt, metric 6 x 30	4	9
403	0244 021 000	Plain washer	6	1
404	0260 021 008	Rubber bush	2	9
405	0241 034 000	Stud, metric 6 x 20	1	6
406	0316 057 002	Hexagon nut, metric 6	2	2
407	0245 023 002	Spring washer for metric 6	2	1
408	0211 038 000	Fan housing	1	600
409	0211 039 000	Fan cowl	1	270
410	0211 041 000	Cowl outlet	1	140
411	0240 059 000	Cheese-headed screw, metric 6 x 18	3	5
412	0640 003 000	Cheese-headed screw, metric 6 x 55	2	13
413	0240 038 002	Hexagon bolt, metric 6	2	4
413a	0251 079 000	Fixing angle piece	1	10
414	0211 037 000	Fan in connection with ignition system 0289 051 006	1	133
	0211 037 005	Fan in connection with ignition system 0289 051 007 (with 4.5 mm holes) from engine No. 2 050 993	1	133
	0211 037 006	Fan in connection with ignition system 0289 051 008 (with 5.5 mm holes)	1	133
415	0241 043 000	Cheese-headed screw, metric 4 x 15, for fan 0211 037 005	4	3
415a	0240 076 000	Cheese-headed screw, metric 5 x 15, for fan 0211 037 006 in connection with ignition set 0289 051 008	4	4
416	0232 014 000	Parallel roller, 4 dia. x 8, for fan 0211 037 000	2	1
417	0246 022 000	Spring washer for metric 10	1	6.5
418	0242 051 000	Nut with collar, metric 10 x 1, for fan 0211 037 000	1	41
418a	0942 072 000	Hexagon nut metric 10 x 1, for fan 0211 037 005/6	1	41
419	0270 027 005	Gauze screen	1	54
420	0249 048 000	Slotted pin	3	0.3
421	0211 040 000	Cover	1	95
	0270 027 008	Cover, complete with gauze screen, con- sisting of ref. Nos. 419, 420, 421	1	150
422	0640 002 000	Oval-headed countersunk screw	3	2

Use only genuine Sachs parts

Fan, Mark I, Tools



Fan, Mark I, Tools

Ref. No.	Order No.	Description	No. required	Weight each grams
423	0278 006 000	Sparking plug box spanner	1	42
424	0276 074 001	Combination wrench, 21 mm hexagon, 8 mm square 17, 10, 9 and 8 mm across flats	1	106
424a	0676 009 000	Screwdriver	1	34
425	0276 006 000	Wrench, 10 and 14 mm across flats	1	65
426	0977 017 000	Jet spanner, complete	1	6
427	0676 006 000	Wrench, 9 mm across flats	1	21
	0278 012 000	Toolkit, complete, consisting of ref. No. 423 to 427	1	274

Use only genuine Sachs parts

Fan, Mark II

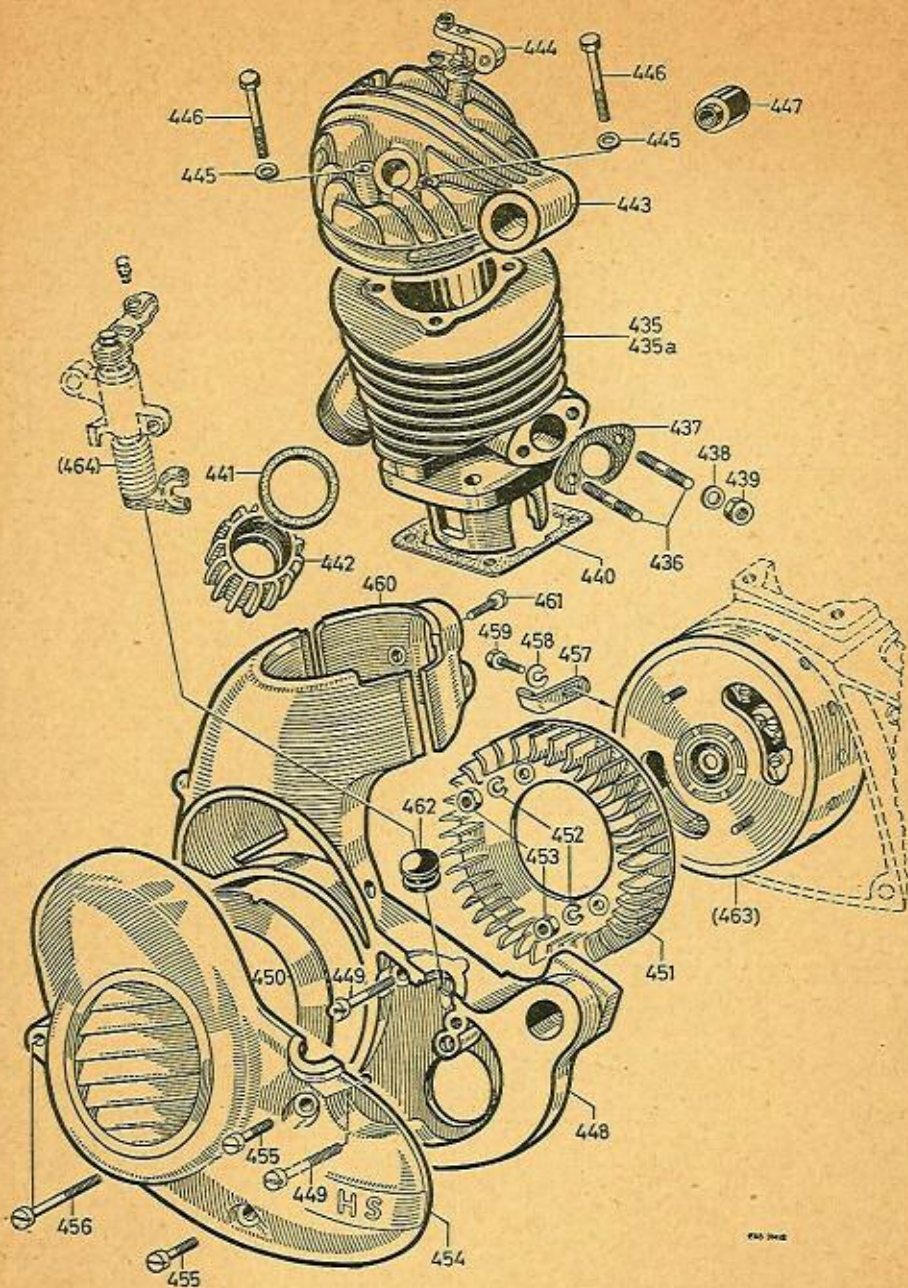


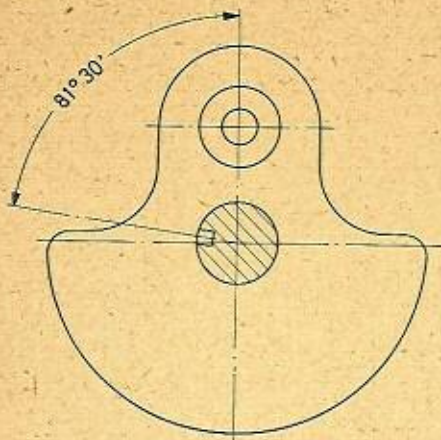
PLATE 10

Fan, Mark II

Ref. No.	Order No.	Description	No. required	Weight each grams
435	0290 052 000	Cylinder, complete, 2 H.P.	1	1120
435a	0286 114 010	Cylinder, complete, 0.8 H.P.	1	1120
436	0241 031 000	Stud, metric 5 x 18	2	3
437	0250 085 000	Washer for carburettor union	1	4
438	0250 089 000	Insulating washer	2	0.2
439	0242 007 001	Hexagon nut	2	2
440	0250 086 005	Cylinder flange gasket	1	0.4
441	0250 009 003	Exhaust nut washer	1	1.5
442	0242 048 001	Exhaust union nut	1	23
443	09 0290 051 000	Cylinder head, complete with decompressor, for 2 H.P.	1	315
	09 0286 106 000	Cylinder head, complete with decompressor, for 0.8 H.P.	1	315
444	0290 021 000	Decompressor, complete	1	30
445	0244 021 000	Plain washer for 0240 093 001	4	1
446	0240 093 001	Hexagon bolt, metric 6 x 30	4	9
447	0260 021 008	Rubber bush	2	9
448	0211 067 015	Fan housing	1	422
449	0241 019 001	Cheese-head screw metric 6 x 28	2	7
450	0270 036 000	Cover	1	12
451	0211 070 001	Fan	1	112
452	0245 023 001	Spring washer for metric 5	2	0.5
453	0242 024 001	Hexagon nut, metric 5	2	1
454	0290 054 001	Fan housing cover	1	292
455	0240 059 000	Cheese-head screw, metric 6 x 18	2	5
456	0941 066 000	Cheese-head screw, metric 6 x 42	1	10
457	0251 079 000	Angle strap	1	9
458	0245 023 002	Spring washer for metric 6	1	1
459	0241 018 000	Hexagon bolt, metric 6 x 13.5	1	5
460	0211 069 005	Outlet cowl	1	60
461	0241 050 000	Raised head countersunk screw metric 6 x 12	1	5
462	0260 044 000	Rubber grommet for gear selector opening	1	5
463	0290 027 005	Ignition system (see Plate 7)	1	1220
464		Gear change for fan-cooled three-speed model	1	148

Use only genuine Sachs parts

Crankshaft Identification



Two-speed Chain Drive

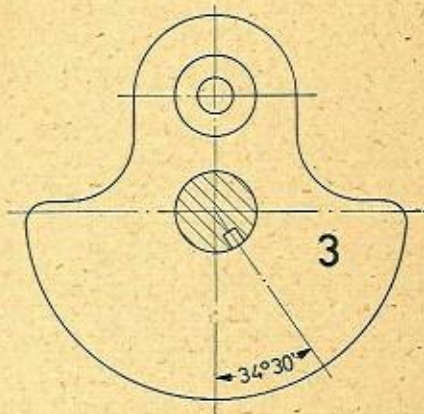
Type up to engine No. 2 304 588
Keyway in long crankshaft journal points to left.
Crankshaft complete 0289 043 002

Two-speed Chain Drive

With contact-breaker at top
0.8 H.P. from engine No. 2 642 352
1¼ H.P. from engine No. 2 304 589
1.6 H.P. from engine No. 2 654 450

Three-speed Chain Drive

From engine No. 2 356 301
Keyway is on right-hand side, pointing downwards, also, one crank web is marked with a 3
Crankshaft complete 0290 017 001

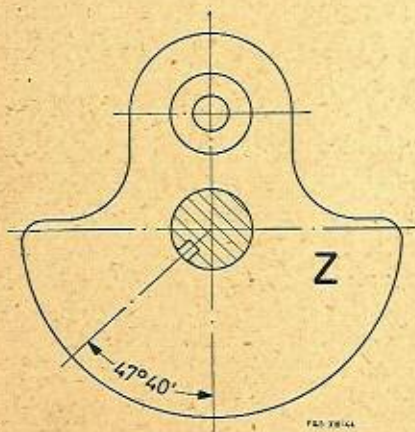


Two-speed Gear Drive

0.8 H.P. from engine No. 2 667 187
1¼ H.P. from engine No. 2 310 701
1.6 H.P. from engine No. 2 679 393

Three-speed Gear Drive

0.8 H.P. from engine No. 2 667 187
1¼ H.P. from engine No. 2 404 505
1.6 H.P. from engine No. 2 679 060
Keyway is on left-hand side, pointing downwards; one crank web is marked "Z"
Crankshaft complete 0290 029 001



Use only genuine Sachs parts

