


IceniCAM Information Service



www.icenicam.org.uk

SPARE PART LIST

SACHS 50



FICHEL & SACHS AG · SCHWEINFURT (MAIN)

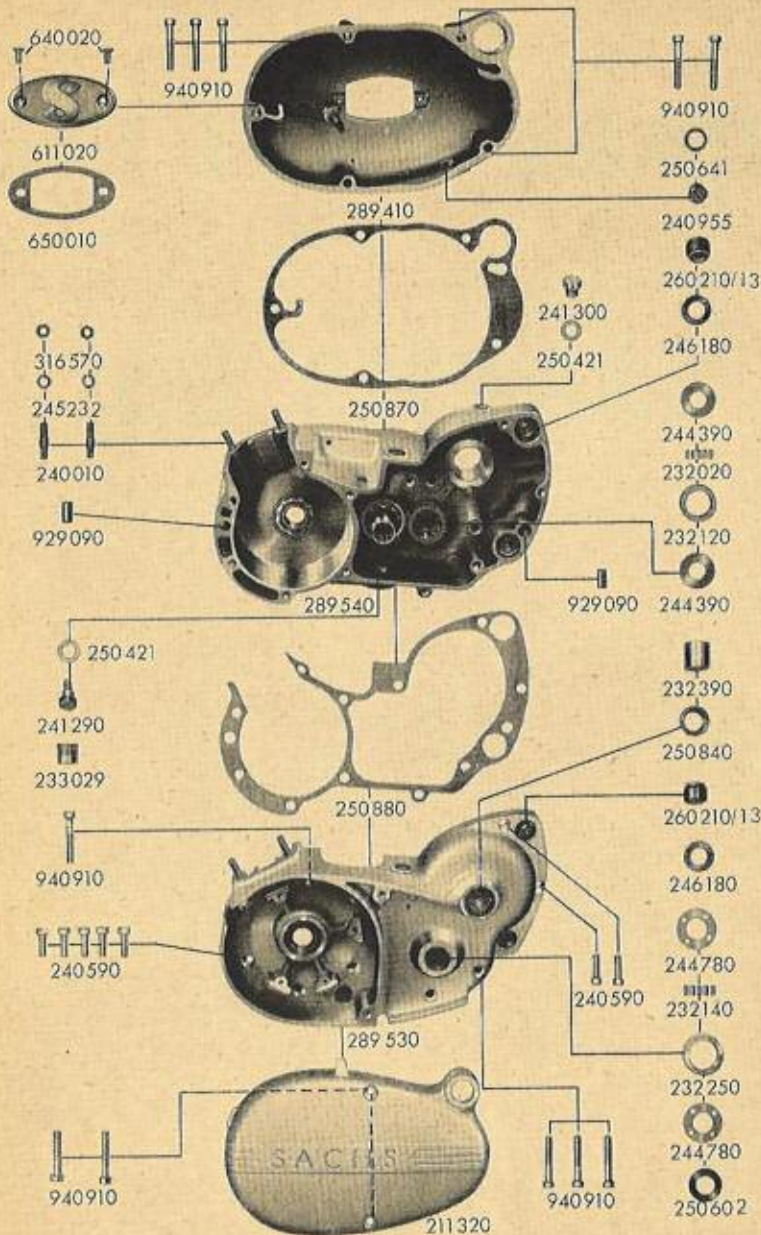
SPARE PART LIST

SACHS 50



FICHEL & SACHS AG · SCHWEINFURT (MAIN)

HOUSING



F&S 319-26

TABLE 1

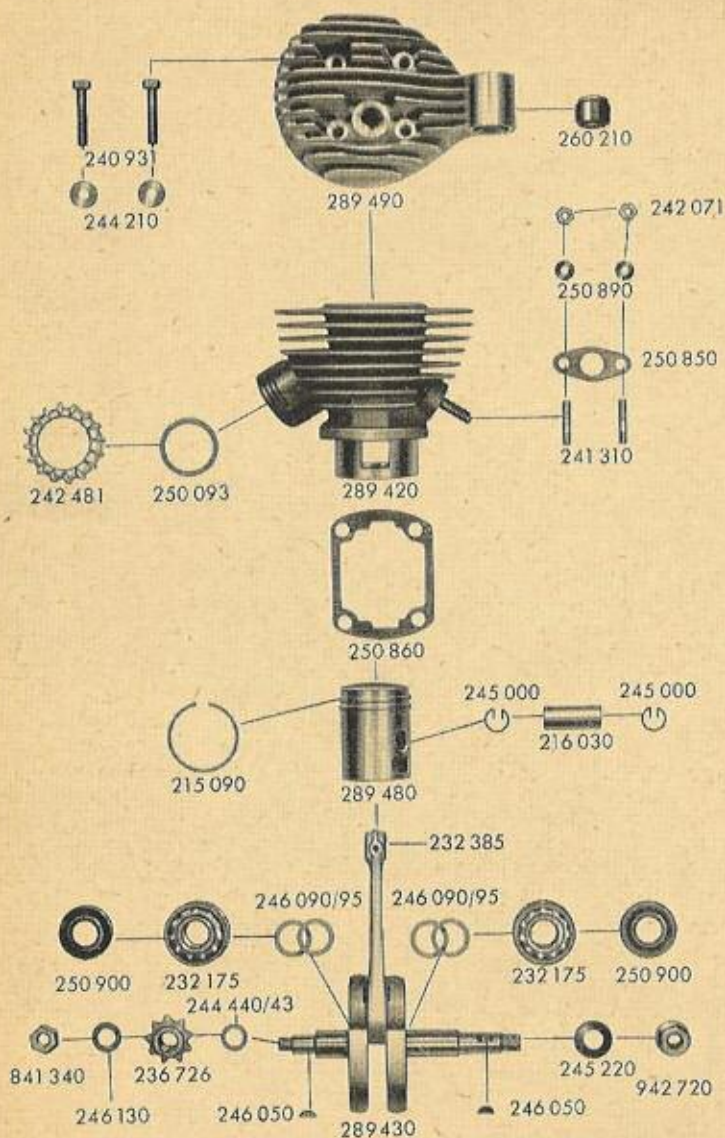
Housing

| Part No | Description | Piece | £ s d |
|-------------|---|-------|-----------|
| 211 320 | Housing Cover, Timing Side | 1 | 15 . 8 |
| 211 640 | Housing cover, Timing Side with fishtail for chain | | |
| (not shown) | case | 1 | 1 . 7 . 1 |
| 232 020 | Bearing Rollers, dia. 4 mm x 6 mm for Mainshaft | 15 | 3 |
| 232 120 | Roller Bearing Outer Ring for Mainshaft | 1 | 3 . 2 |
| 232 140 | Bearing Rollers, dia. 4 mm x 8 mm for Mainshaft | 13 | 2 |
| 232 250 | Roller Bearing Outer Ring for Mainshaft | 1 | 3 . 5 |
| 232 390 | Bush for Crank Axle Bearing | 1 | 2 . 5 |
| 233 029 | Bush for Layshaft Bearing | 1 | 3 . 2 |
| 240 010 | Stud, Metric 6 x 15, Cylinder securing | 4 | 6 |
| 240 590 | Cheese Head Screw, Metric 6 x 20 | 7 | 2 |
| 240 955 | Plug M 12 | 1 | 4 |
| 241 290 | Oil Drain Plug | 1 | 6 |
| 241 300 | Breather Plug | 1 | 5 |
| 241 400 | Cheese Head Screw, Metric 6 x 38, for Housing, | | |
| (not shown) | in place of 940 910 | 4 | 5 |
| 244 390 | Thrust Washer for Roller Bearing | 2 | 2 |
| 244 780 | Thrust Washer for Mainshaft | 2 | 3 |
| 245 232 | Lock-washer for Metric 6 | 4 | 1 |
| 246 180 | Retaining Washer for Rubber Mounting | 2 | 1 . 2 |
| 250 421 | Washer for 241 290 and 241 300 | 2 | 1 |
| 250 602 | Seal for Mainshaft | 1 | 9 |
| 250 641 | Washer for Plug 240 955 (replaced by 250 412) | 1 | 1 |
| 250 840 | Seal for Crank Axle | 1 | 1 . 1 |
| 250 870 | Gasket for Housing Half-member, Clutch Side | 1 | 5 |
| 250 880 | Gasket for Housing Half-member, Timing Side | 1 | 7 |
| 260 210 | Rubber Mounting (black) (replaced by 260 218) | 4 | 1 . 2 |
| 260 218 | Rubber Mounting (replaced 260 210) | 4 | 1 . 1 |
| 260 410 | Rubber Cover for speedometer connection | 1 | 2 |
| (not shown) | | | |
| 289 410 | Housing Cover, complete, Timing Side, | 1 | 1 . 3 . 3 |
| | consisting of: | | |
| | 1 x 211 330 Housing Cover | | |
| | 1 x 272 560 Oil Pipe | | |
| | 1 x 250 830 Gasket | | |

Housing

| Part No | Description | Piece | £ s d |
|------------------------|---|-------|------------|
| 289 540 | Housing Half-member, complete, Clutch Side, available together with 290 188 only consisting of: | 1 | 5 . 0 . 8 |
| | 1 x 211 300 Housing Half-member 2 x 246 180 Locking Disc | | |
| | 1 x 232 120 Roller Bearing 1 x 249 460 Slotted Pin | | |
| | Outer Ring 1 x 250 880 Gasket | | |
| | 1 x 232 175 Ball Bearing E 15 1 x 250 900 Gasket | | |
| | 1 x 232 340 Spacer Sleeve 2 x 260 218 Rubber Mounting | | |
| | 2 x 240 010 Stud 1 x 286 791 Ball Bearing | | |
| | 1 x 244 390 Thrust Washer 1 x 650 170 Washer | | |
| | 1 x 246 120 Cap 2 x 229 090 Dowel Tube | | |
| 290 185 | Housing Half-member, cpl., Timing Side consisting of: | | |
| | 1 x Clutch Lever 1 x 233 025 Bush | | |
| | 2 x 260 218 Rubber Mounting 2 x 240 010 Stud | | |
| | 1 x 211 600 Housing Half-mem- 1 x 244 780 Thrust Washer ber Timing Side 1 x 246 120 Cap | | |
| | 1 x 230 110 Gasket 1 x 249 230 Stud | | |
| | 1 x 232 175 Journal Bearing E 15 1 x 250 840 Seal | | |
| | 1 x 232 250 Roller Bearing 1 x 250 900 Seal | | |
| | Outer Ring 1 x 650 170 Seal | | |
| | 1 x 232 390 Bush 1 x 660 020 Rubber Washer | | |
| | When ordering parts 290 185, please state expressly that they are for 13 mm mainshafts | | |
| 290 360 (not shown) | Housing Half-member, Timing Side cpl. for fishtail model | 1 | 4 . 2 . 3 |
| 290 365 (not shown) | Housing Half-member, Timing Side cpl. for model without fishtail | 1 | 4 . 2 . 3 |
| 290 420 (not shown) | Speedometer drive cpl. | 1 | 1 . 2 . 7 |
| 290 425 (not shown) | Speedometer drive cpl. with cover for model without fishtail | 1 | 1 . 10 . 5 |
| 316 570 | Nut, Metric 6, Cylinder securing | 4 | 1 |
| 611 020 | Cover Plate | 1 | 2 . 11 |
| 640 020 | Oval Head Countersunk Screw, Metric 5 x 10, for 611 020 | 2 | 2 |
| 650 010 | Gasket for Cover Plate 611 020 | 1 | 2 |
| 929 090 | Dowel Tube, dia. 8.4 mm x 15 mm | 2 | 2 |
| 940 910 | Cheese Head Screw, Metric 6 x 35 | 7 | 5 |
| 941 660 (not shown) | Cheese Head Screw Metric 6 x 42 for 211 640 instead of 2 x 940 910 | 2 | 4 |

CYLINDER, PISTON, CRANKSHAFT



F&S 30272

TABLE 2


Cylinder, Piston, Crankshaft

| Part No | Description | Piece | £ s d |
|----------------|--|------------|-------------|
| 215 090 | Piston Ring, standard type, dia. 38.0 mm | 2 | 2 . 1 |
| 215 100 | Piston Ring, dia. 38.3 mm, for 1st rebore | 2 | 2 . 1 |
| 215 101 | Piston Ring, dia. 38.6 mm, for 2nd rebore | 2 | 2 . 1 |
| 215 102 | Piston Ring, dia. 38.9 mm, for 3rd rebore | 2 | 2 . 1 |
| 215 103 | Piston Ring, dia. 39.2 mm, for 4th rebore | 2 | 2 . 1 |
| 216 030 | Gudgeon Pin | 1 | 3 . 2 |
| 230 150 | Seal for decompressor | 1 | |
| (not shown) | | | |
| L 232 175 | Deep-groove Ball Bearing E 15 | 2 | 8 . 6 |
| 232 385 | Small End Bush | 1 | 1 . 11 |
| 236 726 | Sprocket on Crankshaft, 9 teeth, 2 Thrust Rings | 1 | 7 . 2 |
| 240 931 | Hexagonal Head Screw for Cylinder Head | 4 | 4 |
| 241 310 | Stud, Metric 5 x 18, Carburettor securing | 2 | 2 |
| 242 071 | Nut, Metric 5, Carburettor securing | 2 | 2 |
| 242481 | Cap Nut for Exhaust Pipe | 2 | 3 . 11 |
| 244 210 | Washer for Cylinder Head | 4 | 1 |
| 244 440 | Shim for Sprocket, 1.0 mm |) as reqd. | 1 |
| 244 441 | Shim for Sprocket, 0.8 mm | | 1 |
| 244 442 | Shim for Sprocket, 0.3 mm | | 1 |
| 244 443 | Shim for Sprocket, 0.15 mm | | 1 |
| 245 000 | Circlip for Gudgeon Pin | | 2 |
| 245 220 | Lock-washer for Crankshaft, Timing Side | 1 | 1 |
| 246 050 | Woodruff Key for Crankshaft | 2 | 3 |
| 246 090 | Thrust Washer for Crankshaft, 0.3 mm |) as reqd. | 1 |
| 246 091 | Thrust Washer for Crankshaft, 0.5 mm | | 1 |
| 246 092 | Thrust Washer for Crankshaft, 1.0 mm | | 1 |
| 246 093 | Thrust Washer for Crankshaft, 0.1 mm | | 1 |
| 246 094 | Thrust Washer for Crankshaft, 0.15 mm | | 1 |
| 246 095 | Thrust Washer for Crankshaft, 0.8 mm | | 1 |
| 246 130 | Securing Ring for Crankshaft, Drive Side | | 1 |
| 247 210 | Distance bush for decompressor 290 215 | 1 | 1 |
| (not shown) | | | |
| 250 093 | Washer for Exhaust Pipe | 1 | 3 |
| 250 850 | Gasket for Carburettor | 1 | 2 . 1 |
| 250 860 | Gasket for Cylinder (replaced by 250 865) | 1 | 2 |
| 250 890 | Insulating Washer for Carburettor Flange | 2 | 4 |
| 250 900 | Seal for Crankshaft | 2 | 2 . 11 |
| 260 210 | Rubber Mounting (black) (replaced by 260 218) | 2 | 1 . 2 |
| 260 250 | Thrust Ring for 236 726 (not shown) | 2 | 4 |
| 289 650 | Cylinder, complete, | 1 | 2 . 15 . 11 |
| (Ill. 289 420) | consisting of: 1 x 213 400 Cylinder 2 x 241 310 Stud | | |

Cylinder, Piston, Crankshaft

| Part No | Description | Piece | £ s d |
|------------------------|--|-------|------------|
| 289 430 | Crankshaft, complete up to engine No. 2 654 449 | 1 | 3 · 17 · 2 |
| 290 171 (not shown) | Crankshaft, cpl. from engine No. 2 654 450 | 1 | |
| 289 480 | Piston, compl. with Rings, standard type dia. 38.0 mm | 1 | 1 · 0 · 8 |
| 289 485 | Piston, compl. with Rings, dia. 38.3 mm, 1st rebore | 1 | 1 · 0 · 8 |
| 289 486 | Piston, compl. with Rings, dia. 38.6 mm, 2nd rebore | 1 | 1 · 0 · 8 |
| 289 487 | Piston, compl. with Rings, dia. 38.9 mm, 3rd rebore | 1 | 1 · 0 · 8 |
| 289 488 | Piston, compl. with Rings, dia. 39.2 mm, 4th rebore | 1 | 1 · 0 · 8 |
| 289 490 | Cylinder Head, complete (replaced by 289 491) . | 1 | 1 · 1 · 3 |
| 289 491 | Cylinder head, complete consisting of: 2 x 260 218 Rubber Mounting 1 x 213 333 Cylinder Head 1 x 230 150 Packing 1 x 241 530 Plug for decompressor bore | 1 | 1 · 1 · 3 |
| 290 210 (not shown) | Decompressor cpl. | 1 | 5 · 2 |
| 290 215 (not shown) | Decompressor cpl. for sports model | 1 | 5 · 2 |
| 841 340 | Nut, Metric 8 x 1, for Crankshaft, Drive Side . . . | 1 | 3 |
| 942 720 | Nut, Metric 10 x 1, for Crankshaft, Timing Side . | 1 | 11 |

CLUTCH, GEARBOX



F&S 310-28

TABLE 3

Clutch, Gearbox

| Part No | Description | Piece | £ s d | |
|---------|--|------------|-----------|---|
| 232 340 | Spacer Sleeve for Ball Bearing Bush 286 791 | 1 | 1 . 11 | |
| 234 172 | Small Sliding Gear, 23 teeth | 1 | 10 . 1 | |
| 234 176 | Small Sliding Gear, 21 teeth | 1 | 10 . 1 | |
| 234 490 | Large Sliding Gear, 25 teeth | 1 | 14 . 7 | |
| 236 700 | Drive Sprocket, 11 teeth standard | 1 | 8 . 4 | |
| 236 705 | Drive Sprocket, 11 teeth, for mainshaft 13,0 ø (see table on page 15) | 1 | 8 . 3 | |
| 236 760 | Drive Sprocket, 12 teeth, (chain line 48) | 1 | 8 . 4 | |
| 236 770 | Drive Sprocket, 10 teeth, (chain line 48) | 1 | 8 . 4 | |
| 236 780 | Drive Sprocket, 13 teeth, (chain line 48) | 1 | 8 . 4 | |
| 237 210 | Mainshaft 15.4 mm dia., with Sprocket, 9 teeth | 1 | 1 . 2 . 5 | |
| 237 220 | Layshaft with Pinions, 9 and 13 teeth | 1 | 1 . 3 . 2 | |
| 239 150 | Clutch Spring | 6 | 2 | |
| 240 432 | Adjuster Screw, Metric 6 for Clutch | 1 | 4 | |
| 240 491 | Hexagonal Head Screw for Gear Actuating Lever | 1 | 3 | |
| 242 000 | Hexagonal Nut, Metric 10 x 1, for Mainshaft | 1 | 3 | |
| 242 031 | Adjuster Nut, Metric 6, for Clutch | 1 | 2 | |
| 242 270 | Hexagonal Nut, 12 x 1, for Layshaft | 1 | 3 | |
| 242 305 | Nut for Ball Bearing Bush, Metric 20.8 x 1, left-hand | 1 | 1 . 3 | |
| 244 060 | Shim, 0.5 mm | } as reqd. | 1 | |
| 244 061 | Shim, 0.3 mm | | 1 | |
| 244 062 | Shim, 0.8 mm | | 1 | |
| 244 063 | Shim, 0.4 mm | | 1 | |
| 244 064 | Shim, 0.6 mm | | 1 | |
| 244 065 | Shim, 1.0 mm | | 1 | |
| 244 066 | Shim, 0.2 mm | | 1 | |
| 244 480 | Lock-washer for Gear Actuating Lever | | 1 | 2 |
| 244 520 | Retaining Washer for Ball Bearing Bush | | 1 | 2 |
| 244 755 | Thrust Washer for Small Sliding Gear | | 1 | 3 |
| 244 810 | Shim for Large Sliding Gear, 0.3 mm | } as reqd. | 2 | |
| 244 811 | Shim for Large Sliding Gear, 0.4 mm | | 2 | |
| 244 812 | Shim for Large Sliding Gear, 0.5 mm | | 2 | |
| 244 813 | Shim for Large Sliding Gear, 0.6 mm | | 2 | |
| 244 815 | Shim for Large Sliding Gear, 0.8 mm | | 2 | |
| 244 816 | Shim for Large Sliding Gear, 1.0 mm | | 2 | |
| 245 210 | Spring Ring for Mainshaft | | 1 | 2 |
| 245 232 | Lock-washer for Gear Actuating Lever | | 1 | 1 |
| 245 234 | Lock-washer, Metric 10, for Mainshaft | 1 | 1 | |
| 246 011 | Woodruff Key for Mainshaft | 1 | 4 | |
| 246 050 | Woodruff Key for Layshaft | 1 | 4 | |
| 246 075 | Selector Fork | 1 | 5 . 9 | |
| 246 110 | Thrust Washer for Ball Bearing Bush (replaced by 246 410) | 1 | 3 | |

Clutch, Gearbox

| Part No | Description | Piece | £ s d |
|---------------|--|-------|------------|
| 246 120 | Dust Excluder for Seal 650 170 | 2 | 3 |
| 246 410 | Thrust washer for 286 791 | 1 | 8 |
| (III. 246110) | | | |
| 246 540 | Packing washer for grooved pin | 1 | 1 |
| (not shown) | | | |
| 247 000 | Washer for Selector Fork | 1 | 9 |
| 248 580 | Clutch Actuating Lever | 1 | 7 . 2 |
| 248 590 | Gear Actuating Lever | 1 | 6 . 10 |
| 249 230 | Grooved Pin, dia. 3 mm x 18 mm, for Clutch Actuating Lever | 1 | 1 |
| 249 460 | Grooved Pin, dia. 4 mm x 14 mm for Selector Fork | 1 | 1 |
| 249 470 | Thrust Pin for Clutch | 2 | 1 . 3 |
| 259 032 | Selector | 1 | 6 . 8 |
| 259 140 | Locking Plate | 2 | 2 |
| 259 150 | Outer Clutch Plate | 1 | 11 |
| 259 210 | Selector Fork Shoes | 2 | 1 . 7 |
| 259 240 | Clutch Hub | 1 | 8 . 9 |
| L 286 791 | Ball Bearing Bush | 1 | 1 . 0 . 11 |
| 287 132 | Corked Plate, complete | 2 | 4 . 10 |
| 289 456 | Clutch Housing with Sprocket, 34 teeth, for Corked Plates 287 132 (replaced by 289 457) | 1 | 1 . 15 . 2 |
| 289 457 | Clutch Housing complete with Sprocket, 34 teeth, for Inner Plate 659 106 | | 1 . 15 . 2 |
| 299 980 | Primary chain, 38 left | 1 | 8 . 10 |
| 305 050 | Parallel Roller | 1 | 3 |
| 639 030 | Tension Spring for Selector Fork | 1 | 2 |
| 644 100 | Lock-washer for Clutch Hub | 1 | 1 |
| 649 020 | Spring Anchor Pin | 1 | 5 |
| 650 170 | Seal for Gear and Clutch Actuating Levers | 2 | 7 |
| 659 040 | Clutch Spring Plate | 1 | 2 . 9 |
| 659 106 | Inner Plate | 2 | 7 . 10 |
| 686 185 | Pressure Plate with Screw | 1 | 3 . 2 |

CLUTCH, GEARBOX - Model with Gear Primary Drive from Engine No. 2 679 393

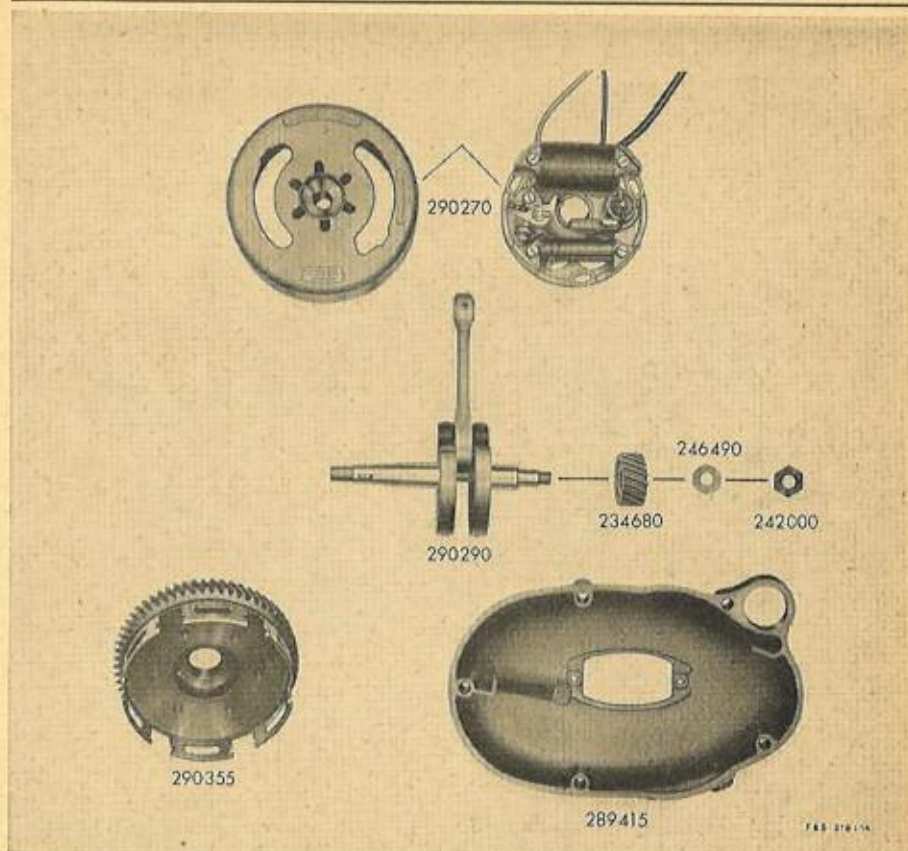
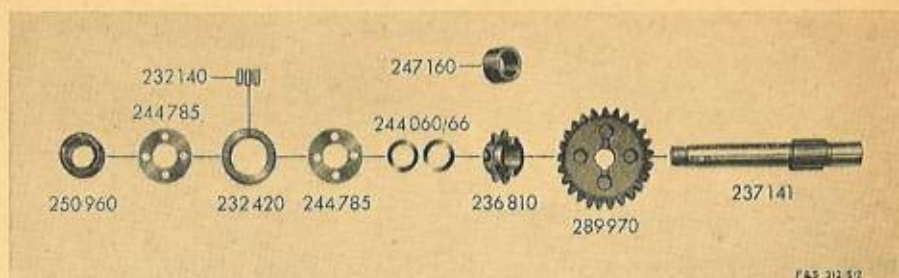


TABLE 4

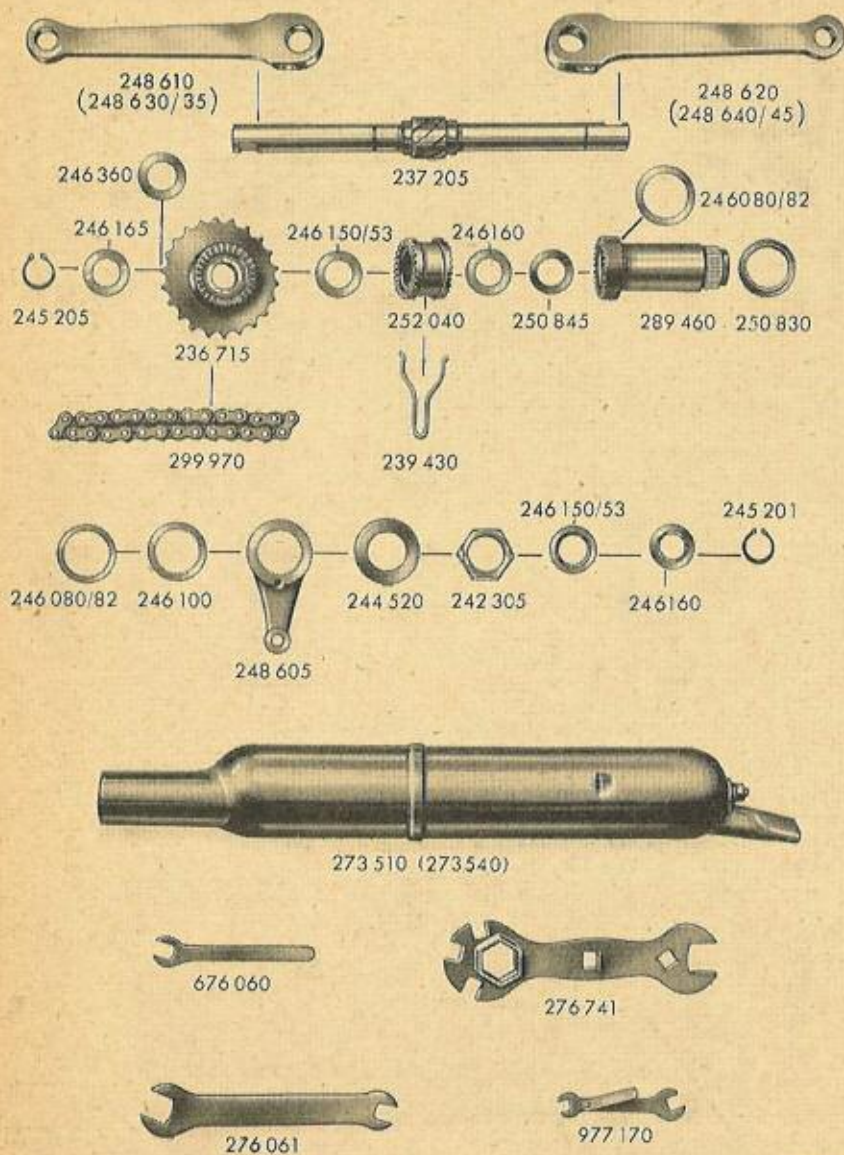
| Part No | Description | Piece | £ s d |
|---------|---|-------|-------------|
| 234 680 | Driving pinion, 16 teeth (instead of driving pinion 236 726) | 1 | 10 . 1 |
| 242 000 | Hexagon nut metric 10 x 1 for crankshaft-driving side (instead of hexagon nut 841 340) | 1 | 3 |
| 246 490 | Securing plate for crankshaft-driving side | 1 | 2 |
| 289 415 | Housing cover, clutch side cpl. (instead of housing cover 289 410) consisting of: 1 x 211 335 housing cover 1 x 250 830 gasket | 1 | 1 . 3 . 3 |
| 290 270 | Ignition system cpl. (anticlockwise) LM/UR 1/115/17 L 15 (instead of ignition system No. 289 512) | 1 | 9 6 9 |
| 290 290 | Crankshaft cpl. (instead of crankshaft No. 290 171) (replaced by 290 291) | 1 | 10 . 15 . 7 |
| 290 355 | Clutch housing cpl. with riveted-on sprocket (62 teeth) | 1 | 3 . 17 . 1 |
| | | 1 | 1 . 7 . 11 |

STAND-STARTER, DRIVING SPROCKETS - TABLE 5



| Part No | Description | Piece | £ s d |
|---|--|-------------|-----------|
| 232 140 | Bearing Roller, dia. 4 mm x 8 mm, for Mainshaft | 13 | 2 |
| 232 420 | Roller Bearing Outer Race | 1 | 3 . 7 |
| 234 510 | Large Sliding Gear, 25 teeth (replaced by 289 970) | 1 | 14 . 2 |
| 236 810 | Sprocket on Mainshaft, 9 teeth | 1 | 5 . 8 |
| 237 141 | Mainshaft 13 mm dia. | 1 | 1 . 0 . 5 |
| 244 060 | Shim, 0.5 mm | as reqd. | 1 |
| 244 061 | Shim, 0.3 mm | | 1 |
| 244 062 | Shim, 0.8 mm | | 1 |
| 244 063 | Shim, 0.4 mm | | 1 |
| 244 064 | Shim, 0.6 mm | | 1 |
| 244 065 | Shim, 1.0 mm | | 1 |
| 244 066 | Shim, 0.2 mm | | 1 |
| 244 785 | Shim | | 2 |
| 257 160 | Spacer Sleeve in place of 236 810, for Kickstarter Model | 1 | 1 . 3 |
| 250 960 | Seal for Mainshaft | 1 | 9 |
| 290 360 | Housing Half-member, Timing Side, complete | 1 | 4 . 1 . 8 |
| 248 580 | Clutch Actuating Lever | 1 | 7 . 2 |
| 260 218 | Rubber Mounting | 2 | |
| 290 183 | Housing Half-Member | 1 | 24 . 3 |
| 230 140 | Seal | 1 | 8 |
| 232 175 | Deep-groove Ball Bearing E 15 | 1 | 8 . 10 |
| 232 420 | Roller Bearing Outer Race | 1 | |
| 240 010 | Stud | 2 | |
| 244 785 | Shim | 1 | |
| 246 120 | Cap | 1 | |
| 249 230 | Grooved Pin | 1 | |
| 250 840 | Seal for Starter Spindle | 1 | |
| 250 900 | Seal for Crankshaft | 1 | |
| 650 170 | Seal | 1 | |
| 660 020 | Rubber Shim | 1 | |
| 289 970 | Large Sliding Gear cpl., 25 teeth | 1 | 14 . 2 |
| Driving Sprockets for Main Shaft, 237 141 dia. 13 mm | | | |
| 236 705 | Driving Sprocket, 11 teeth | } | 8 . 4 |
| 236 765 | Driving Sprocket, 12 teeth | | 8 . 4 |
| 236 775 | Driving Sprocket, 10 teeth | | 8 . 4 |
| 236 785 | Driving Sprocket, 13 teeth | | 8 . 4 |
| 236 795 | Driving Sprocket, 12 teeth | | 8 . 4 |
| 236 805 | Driving Sprocket, 11 teeth | } | 8 . 4 |
| 236 980 | Driving Sprocket, 13 teeth | | 8 . 4 |

AXLE SHAFT, EXHAUST, TOOLS



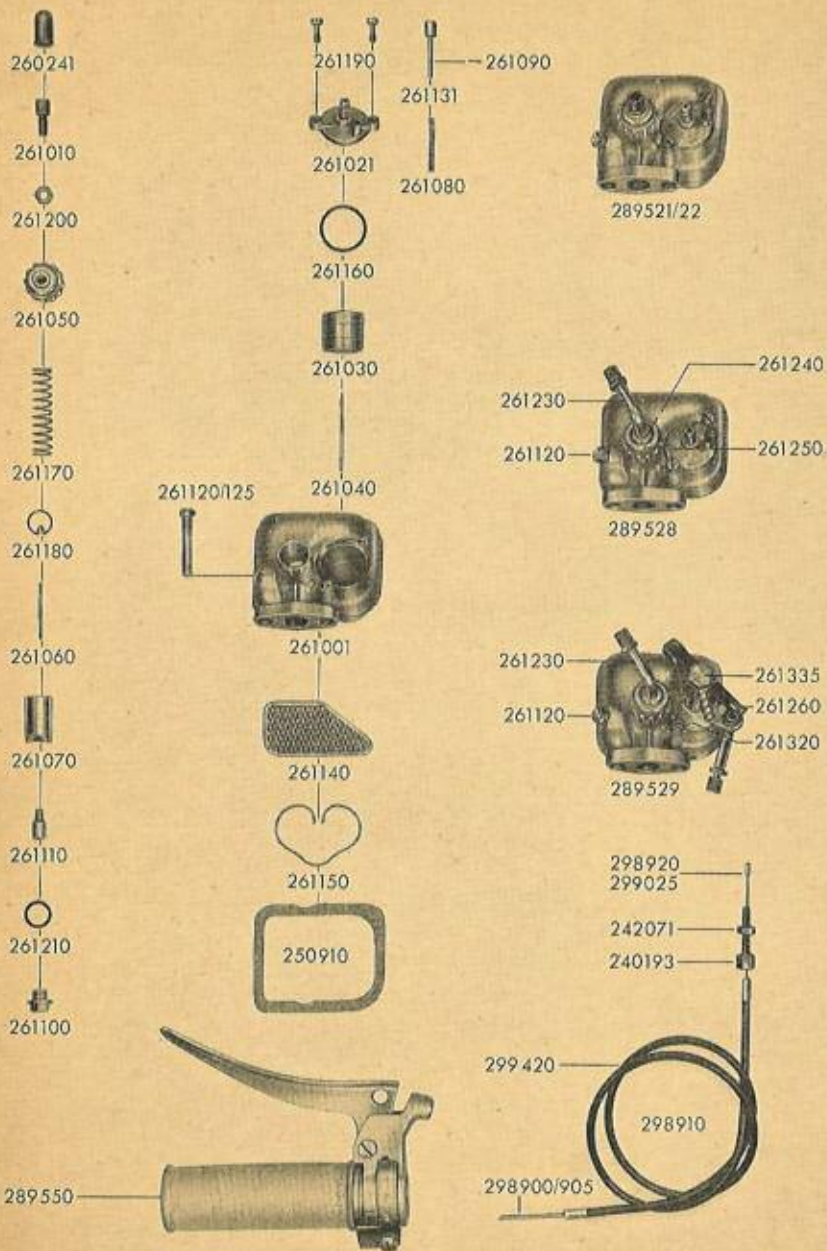
FAB 801812

TABLE 6

Axle Shaft, Exhaust, Tools

| Part No | Description | Piece | £ s d |
|---------------------------|--|---------------|------------|
| 232 480 | Driver sleeve (ill. 289 460) | 1 | 15 . 2 |
| 236 715 | Sprocket, 22 teeth, for Crank | 1 | 15 . 10 |
| 237 201 | Axle Shaft | 1 | 1 . 4 . 0 |
| (ill. 227 205) | | | |
| 239 430 | Brake Spring | 1 | 4 |
| 241 025 | Crank-key for Crank | 2 | 7 |
| (not shown) | | | |
| 242 305 | Nut for Driver Sleeve | 1 | 1 . 3 |
| 242 520 | Nut for Crank-key | 2 | 2 |
| (not shown) | | | |
| 244 520 | Locking Plate for Driver Sleeve | 1 | 2 |
| 245 201 | Circlip A 16 x 1.5 outer | 1 | 2 |
| 245 205 | Circlip A 16 x 1.5 (inner) | 1 | 2 |
| 246 080 | Thrust Washer for Driver Sleeve, 1.0 mm | } as reqd. | 1 |
| 246 081 | Thrust Washer for Driver Sleeve, 0.5 mm | | 1 |
| 246 082 | Thrust Washer for Driver Sleeve, 0.3 mm | | 1 |
| 246 100 | Distance Washer for Brake Arm | 1 | 5 |
| 246 150 | Shim 0.3 mm | } as reqd. | 2 |
| 246 151 | Shim 0.5 mm | | 2 |
| 246 152 | Shim 1.0 mm | | 2 |
| 246 153 | Shim 0.15 mm | | 2 |
| 246 160 | Thrust Washer | 3 | 4 |
| 246 250 | Packing Washer for Crank-key | 2 | 1 |
| (not shown) | | | |
| 248 605 | Brake Arm with Bush | 1 | 5 . 4 |
| (not shown) | | | |
| 248 610 | Crank, left-hand, (left-hand thread), light metal | 1 | 9 . 2 |
| 248 620 | Crank, right-hand, (right-hand thread), light metal | 1 | 9 . 2 |
| 248 630 | Crank, left-hand, (left-hand thread 12.7 x 20), steel | 1 | 13 . 2 |
| 248 640 | Crank, right-hand, (right-hand thread 12.7 x 20), steel | 1 | 13 . 2 |
| 248 635 | Crank, left-hand, (left-hand thread 14.3 x 20), steel | 1 | 13 . 2 |
| 248 645 | Crank, right-hand, (right-hand thread 14.3 x 20), steel | 1 | 13 . 2 |
| 250 830 | Seal for Driver Sleeve | 1 | 9 |
| 250 845 | Seal for Crank Axle | 1 | 9 |
| 252 040 | Driver | 1 | 6 . 9 |
| 289 460 | Driver Sleeve (replaced by 232 480) | 1 | 1 . 12 . 8 |
| 299 970 | Chain for Axle Shaft, 28 left | 1 | 6 . 6 |
| Silencer, Tool-kit | | | |
| 250 920 | Cord type Packing for Silencer (not shown) | 1 | 1 |
| 250 930 | Washer for Silencer | 1 | 1 |
| 273 540 | Silencer, chromium (replaces 273 510) | 1 | 1 . 14 . 5 |
| 276 060 | Double-ended Spanner, 14 and 10 mm opening | | 1 . 2 |
| (ill. 276 061) | | | |
| 276 741 | Box Spanner, 21 mm hexagon, 8 mm square, with 17, 10, 9, and 8 mm opening | 1 | 3 . 3 |
| 276 766 | Tool-kit, complete | 1 | 7 . 6 |
| 278 060 | Plug Spanner | 1 | 2 . 6 |
| (not shown) | | | |
| 676 060 | Spanner, 9 mm | 1 | 6 |
| 977 170 | Jet Spanner | 1 | 6 |

CARBURETTORS 289 521 / 522 / 523 / 528



F 4.2 310/90

TABLE 7

Carburettor

| Part No | Description | Piece | £ s d |
|-------------------------------|--|-------|------------|
| 250 910 | Cork packing under carburettor (replaced by 250 915, open at one side) | 1 | 4 |
| 250 915 | Cork packing under carburettor (replacement for 250 910) | 1 | 7 |
| see remarks on page 20 | | | |
| 260 241 | Cap for Adjuster Screw 261 010 | 1 | 2 |
| 261 001 | Carburettor Housing | 1 | 13 . 5 |
| 261 010 | Adjuster Screw, Metric 5 | 1 | 6 |
| 261 021 | Float Chamber Cover | 1 | 2 . 9 |
| 261 026 | Float Chamber Cover, complete | 1 | 3 . 5 |
| 261 031 | Float with ring (see ill. 261 030) | 1 | |
| 261 040 | Float Needle | 1 | 5 |
| 261 050 | Cover | 1 | 10 |
| 261 060 | Jet Needle | 1 | 6 |
| 261 070 | Throttle Slide | 1 | 1 . 9 |
| 261 080 | Tickler Spring | 1 | 3 |
| 261 090 | Split Pin | 1 | 2 |
| 261 100 | Plug | 1 | 6 |
| 261 110 | Needle Jet, size 2.10 | 1 | 7 |
| 261 120 | Jet, size 56 for carburettor 289 521 | 1 | 1 . 7 |
| 261 125 | Jet, size 54 for carburettor 289 522 | 1 | 1 . 7 |
| 261 131 | Tickler | 1 | 9 |
| 261 140 | Filter | 1 | 2 . 9 |
| 261 150 | Spring Ring, Filter retaining | 1 | 5 |
| 261 160 | Rubber Washer for Float Chamber Cover | 1 | 6 |
| 261 170 | Throttle Slide Spring | 1 | 3 |
| 261 180 | Spring Clip for Jet Needle | 1 | 3 |
| 261 190 | Securing Screw | 2 | 5 |
| 261 200 | Nut for Adjuster Screw | 1 | 2 |
| 261 210 | Washer for Plug | 1 | 3 |
| 289 521 | Carburettor, complete with Jet, size 56 | 1 | 1 . 9 . 1 |
| 289 522 | Carburettor, complete with Jet, size 54, Engine No 1632 545 and upwards | 1 | 1 . 9 . 1 |
| 289 523 | Carburettor cpl. (1/12/53) with jet, size 56 – for German Triumph and Hercules Works (fuel tank forming part of frame) | 1 | 1 . 9 . 1 |
| 289 528 | Carburettor complete (1/12/22), for Meisterwerke, with oblique control cable connection, jet 56; additional parts: 1 x 261 230 Tube for Control Cable Connection 1 x 261 240 Threaded Adapter 1 x 261 250 Screw Cover Remainder as supplied with Carburettor No 289 521 | 1 | 1 . 12 . 5 |

Carburettor

| Part No | Description | Piece | £ s d |
|---------------------------|--|-------|------------|
| 289 529 | Carburettor complete (1/12/39), Göricke KL, with horizontal connections, Jet 56; additional parts: 1 x 261 260 Band Spring 1 x 261 270 Half-round Screw for 261 260 1 x 261 280 Woodruff Key 1 x 261 290 Srew-in part 1 x 261 300 Gasket 1 x 261 310 Connection 1 x 261 320 Float Chamber Cover 1 x 261 335 Swivel Pipe Connection, complete 2 x 261 340 Washer 1 x 261 350 Strainer 1 x 261 360 Locking Screw Remainder as supplied with Carburettor No 289 521 | 1 | 1 . 18 . 1 |
| Control Cables | | | |
| 240 193 | Adjuster Screw, Metric 5, for Clutch and Gearbox Control Cables | 2 | 10 |
| 242 071 | Nut, Metric 5, for Adjuster Screw | 2 | 2 |
| 289 780 | Gear Twistgrip, complete (ill. 289 550) | 1 | 1 . 2 . 11 |
| 297 050 (not shewn) | Throttle twistgrip cpl. (for abroad only) | 1 | 1 . 9 . 11 |
| 298 900 | Control Wire, dia. 1.2 mm, with soldered Nipple 298 921 for Clutch, Gearbox, and Carburettor (state length) | 2 | 9 |
| 298 905 | Control Wire, 1.2 mm, with soldered Nipple 299 025 for Carburettor | 1 | 9 |
| 298 910 | Control Cable with Casing, complete, for Clutch and Gearbox (state length) | 2 | 3 . 1 |
| 298 921 (ill. 298 920) | Soldering nipple for clutch and Gearbox Control Wire | 2 | 1 |
| 299 025 | Soldering Nipple for Carburettor Control Wire | 1 | 1 |
| 299 420 | Control Wire Casing for Clutch, Gearbox, and Carburettor (state length) | 3 | 1 . 6 |
| 299 444 | Bowden wire for decompressor | 1 | 2 . 1 |
| 939 491 (not shewn) | Pressure spring for gearbox Bowden cable, 9 x 70 (for "Meister" scooter) | 1 | 5 |

Note: In case of the carburettors No. 289 521 / 522 / 523 and 289 750 (see next pages) the packings No. 230 070, 250 910 and 250 915 have to be disconsidered; instead of them the rubber slide No. 260 360 has to be fitted between housing half member, timing slide, and housing cover.

CARBURETTORS 289 750 / 753 / 290 110

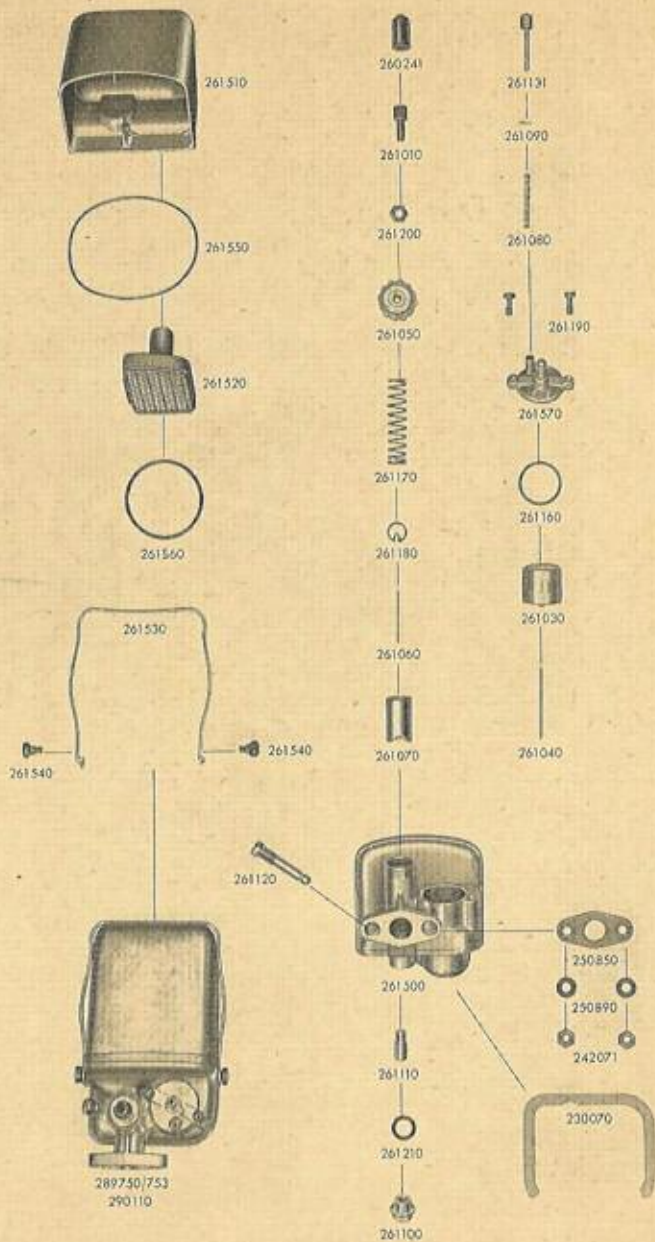
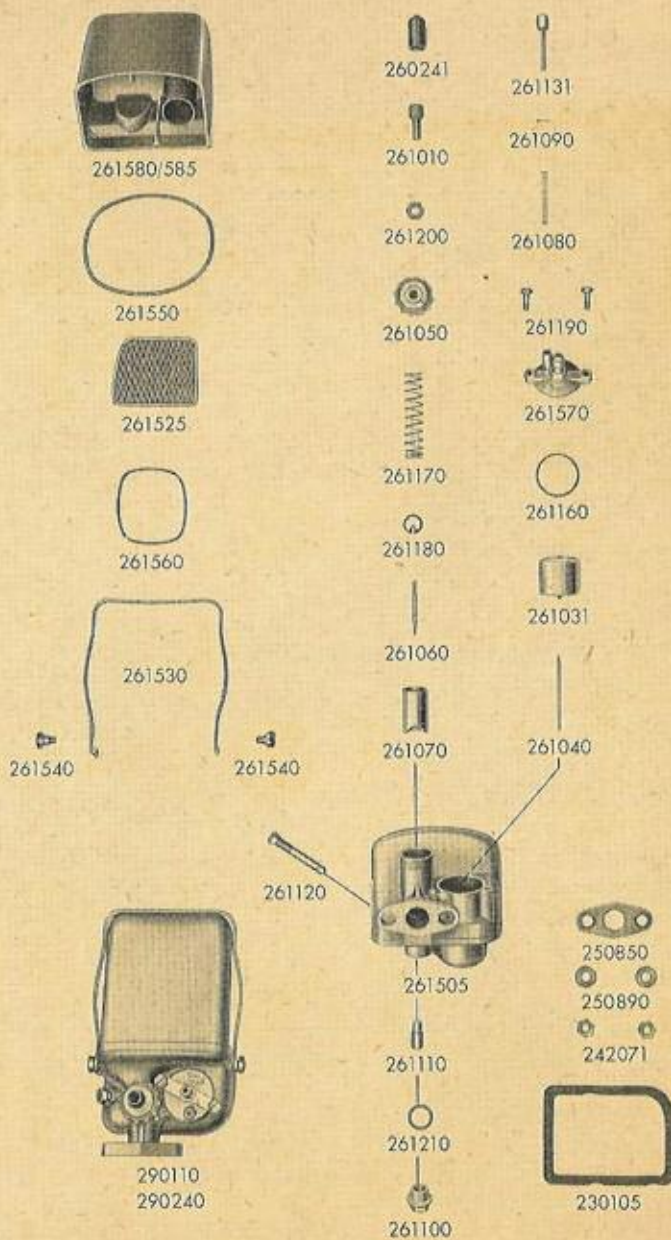


TABLE 8

Carburettors 289750 / 753 / 290110

| Part No | Description | Piece | £ s d |
|---------|---|-------|-----------|
| 230 105 | Packing for carburettor 290 110 (instead of packings No 230 070) | 1 | 1 . 9 |
| 242 071 | Locking nut Metric 5 | 2 | 1 |
| 250 850 | Gasket for suction flange | 1 | 2 . 0 |
| 250 890 | Insulating washer for carburettor flange | 2 | 3 |
| 260 241 | Protecting cap for adjuster screw | 1 | 1 |
| 261 010 | Adjuster screw, metric 5 | 1 | 5 |
| 261 031 | Float | 1 | 1 . 4 |
| 261 040 | Float needle | 1 | 4 |
| 261 050 | Cover | 1 | 9 |
| 261 060 | Jet needle | 1 | 5 |
| 261 070 | Throttle slide | 1 | 1 . 8 |
| 261 080 | Tickler spring | 1 | 3 |
| 261 090 | Split pin | 1 | 1 |
| 261 100 | Plug | 1 | 5 |
| 261 110 | Needle, jet, size 2.10 | 1 | 7 |
| 261 120 | Jet, size 56 | 1 | 1 . 7 |
| 261 125 | Jet, size 54 | 1 | 1 . 7 |
| 261 131 | Tickler | 1 | 8 |
| 261 160 | Rubber washer for float chamber cover | 1 | 5 |
| 261 170 | Throttle slide spring | 1 | 3 |
| 261 180 | Spring clip for jet needle | 1 | 3 |
| 261 190 | Securing screw | 2 | 4 |
| 261 200 | Nut for adjuster screw | 1 | 1 |
| 261 210 | Washer for plug | 1 | 3 |
| 261 500 | Carburettor housing | 1 | 13 . 5 |
| 261 510 | Filter cap | 1 | 6 . 8 |
| 261 520 | Filter insert cpl. | 1 | 5 . 4 |
| 261 530 | Spring ring to retain filter housing | 1 | 1 . 9 |
| 261 540 | Spring ring retaining screw | 2 | 7 |
| 261 550 | Rubber seal for filter cap | 1 | 11 |
| 261 560 | Rubber seal for filter | 1 | 5 |
| 261 570 | Float housing cover cpl. | 1 | 3 . 4 |
| 289 750 | Carburettor cpl. (jet size 56) - will be replaced by carburettor 290 110 when exhausted | 1 | 2 . 0 . 3 |
| 289 753 | Carburettor cpl. (jet size 54) - replaced by carburettor 290 110 | 1 | 2 . 0 . 3 |
| 290 110 | Carburettor cpl. (1/12/71) with packing 230 105 | 1 | 2 . 0 . 3 |

CARBURETTORS 290 110 / 290 240



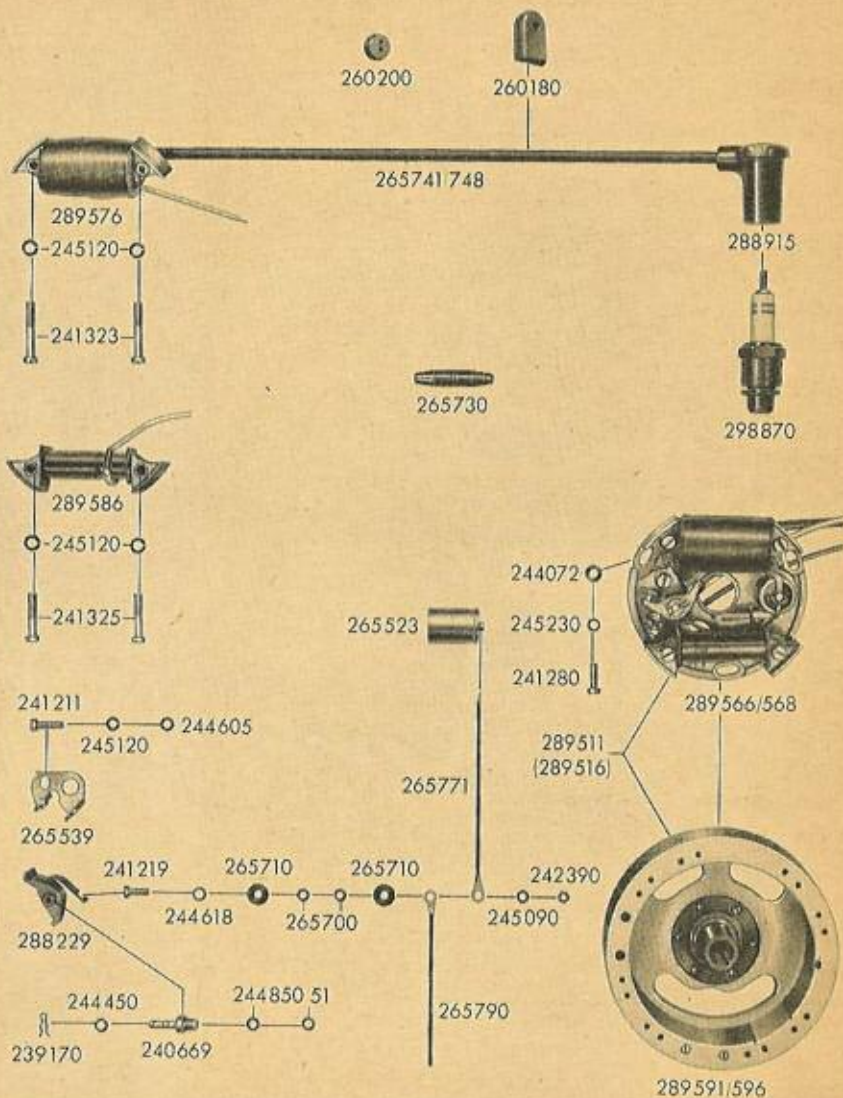
F&E 316-13

TABLE 9

Carburettors 290 110 / 290 240

| Part No | Description | Piece | £ s d |
|---------|--|-------|-----------|
| 230 105 | Packing for carburettor | 1 | 1 . 9 |
| 242 071 | Locking nut metric 5 | 2 | 1 |
| 250 850 | Gasket for suction flange | 1 | 2 . 0 |
| 250 890 | Insulating washer for carburettor flange | 2 | 3 |
| 260 241 | Cap for adjuster screw | 1 | 1 |
| 261 010 | Adjuster screw, metric 5 | 1 | 5 |
| 261 031 | Float | 1 | 1 . 4 |
| 261 040 | Float needle | 1 | 4 |
| 261 050 | Cover | 1 | 9 |
| 261 060 | Jet needle | 1 | 5 |
| 261 070 | Throttle slide | 1 | 1 . 8 |
| 261 080 | Tickler spring | 1 | 5 |
| 261 090 | Split pin | 1 | 1 |
| 261 100 | Plug | 1 | 5 |
| 261 110 | Needle jet, size 2.10 | 1 | 7 |
| 261 120 | Jet size 56 | 1 | 1 . 7 |
| 261 122 | Jet size 60 for carburettor 290 110 | 1 | 1 . 7 |
| 261 125 | Jet size 54 | 1 | 1 . 7 |
| 261 131 | Tickler | 1 | 8 |
| 261 160 | Rubber washer for float chamber cover | 1 | 5 |
| 261 170 | Throttle slide spring | 1 | 3 |
| 261 180 | Spring clip for jet needle | 1 | 8 |
| 261 190 | Securing screw | 2 | 4 |
| 261 200 | Nut for adjuster screw | 1 | 1 |
| 261 210 | Washer for plug | 1 | 3 |
| 261 505 | Carburettor housing for carburettors 290 110/240 | 1 | 13 . 5 |
| 261 525 | Filter insert cpl. | 1 | 5 . 4 |
| 261 530 | Spring ring to retain filter housing | 1 | 1 . 9 |
| 261 540 | Spring ring retaining screw | 2 | 7 |
| 261 550 | Rubber Seal for filter cap | 1 | 11 |
| 261 560 | Rubber Seal for filter | 1 | 5 |
| 261 570 | Float housing cover cpl. | 1 | 3 . 4 |
| 261 580 | Filter cap without thread for carburettor 290 110 | 1 | 6 . 8 |
| 261 585 | Filter cap with thread for carburettor 290 240 | 1 | 6 . 8 |
| 290 110 | Carburettor cpl. (1/12/71) without thread in suction pipe, with jet size 60 for export | 1 | 2 . 0 . 3 |
| 290 240 | Carburettor cpl. (1/12/72) with thread in suction pipe, with size 56, normal execution | 1 | 2 . 0 . 3 |
| 290 245 | Carburettor cpl. (similar to 290 240, but with jet size 54 for engines with reduced output) | 1 | 2 . 0 . 3 |

17 Watt Ignition System, Motor No. 1741 629 and upwards



F&S 310-32

TABLE 10

17 Watt Ignition System, Motor No. 1741629 and upwards

| Part No | Description | Piece | £ s d |
|-----------------------------|--|------------|--------|
| B 239 170 | Clip for Contact Breaker Arm | 1 | 2 |
| 239 400 | Spring for plug guard | 1 | 2 |
| (not shown) 240 550 | Contact screw without spring for 288 915 | 1 | 2 |
| (not shown) B 240 669 | Pivot Pin for Contact Breaker Arm | 1 | 1 8 |
| B 241 211 | Cheese Head Screw, Metric 4 x 12, for Contact Carrier | 1 | 2 |
| B 241 219 | Hexagonal Head Screw, Metric 3 x 10, for Spring Plate | 1 | 2 |
| 241 280 | Cheese Head Screw, Metric 4 x 12 | 3 | 1 |
| B 241 323 | Cheese Head Screw, for Ignition Armature, 22 mm | 2 | 2 |
| B 241 325 | Cheese Head Screw, for Lighting Armature, 28 mm | 2 | 2 |
| B 242 390 | Hexagonal Nut, Metric 3 | 1 | 3 |
| 244 072 | Thrust Washer for Armature Base-plate | 3 | 1 |
| B 244 450 | Washer | as reqd. | 2 |
| B 244 605 | Washer | 1 | 2 |
| B 244 618 | Washer | 1 | 1 |
| B 244 850 | Shim for Contact Breaker Arm, 0.1 mm | } as reqd. | 1 |
| B 244 851 | Shim for Contact Breaker Arm, 0.2 mm | | 1 |
| B 245 090 | Lock-washer | 1 | 1 |
| B 245 120 | Lock-washer for Metric 4 | 5 | 1 |
| 245 230 | Lock-washer for Metric 4 | 3 | 1 |
| 260 180 | Rubber Cap for Ignition Cable | 1 | 3 |
| 260 200 | Rubber Cap for Lighting Cable | 1 | 2 |
| B 265 523 | Condenser | 1 | 4 9 |
| B 265 539 | Contact Carrier with Contact | 1 | 2 6 |
| B 265 700 | Insulating Washer, small | 2 | 1 |
| B 265 710 | Insulating Washer, large | 2 | 1 |
| 265 730 | Cable Terminal for Lighting and Contact Breaker Cables | 2 | 5 |
| B 265 741 | Ignition Cable for 289 511 to Lighting Armature | 1 | 1 0 |
| B 265 748 | Ignition Cable for 289 516 to Lighting Armature | 1 | 1 0 |
| B 265 771 | Cable to Condenser | 1 | 6 |
| B 265 790 | Short-circuiting Cable | 1 | 1 4 |
| B 288 229 | Contact Breaker Arm with Contact | 1 | 3 0 |
| B 288 915 | Plug-guard 265 820 (replaced by 289 512) | 1 | 1 9 |
| B 289 511 | Ignition System complete, 17 Watt, LM/UR 1/115/17 R 8 without Ventilator | 1 | 9 6 9 |
| B 289 517 | Ignition System complete, 17 Watt, M/UR 1/115/17 R 13 without Ventilator | 1 | 9 6 9 |
| B 289 566 | Armature Base-plate complete for 289 511/512 | 1 | 3 15 3 |
| B 289 568 | Armature Base-plate complete for 289 516 | 1 | 4 0 9 |
| B 289 576 | Ignition Armature with Winding | 1 | 1 17 3 |
| B 289 586 | Lighting Armature with Winding | 1 | 11 9 |
| B 289 591 | Flywheel with Cam for 289 511 | 1 | 5 6 3 |
| B 289 596 | Flywheel with Cam for 289 516 | 1 | 5 6 3 |
| B 298 870 | Sparking Plug W 175 T 11 (will be replaced by No. 298 875 W 190 M 11 S when exhausted) | 1 | 5 0 |
| B 298 875 | Sparking Plug W 190 M 11 S (replaces 298 870) | 1 | 5 0 |
| (Ill. 298 870) B 260 270 | Flywheel (LM/UR 1/115/17 L 15) | } 1 | 9 6 9 |
| 290 272 | Armature plate (LMPT 6 z 45 z) | | |

2649349

1000

1000