


IceniCAM Information Service



www.icenicam.org.uk


21-
310.65 E

SPARE PART LIST

SACHS 50



FICHEL & SACHS AG · SCHWEINFURT (MAIN)



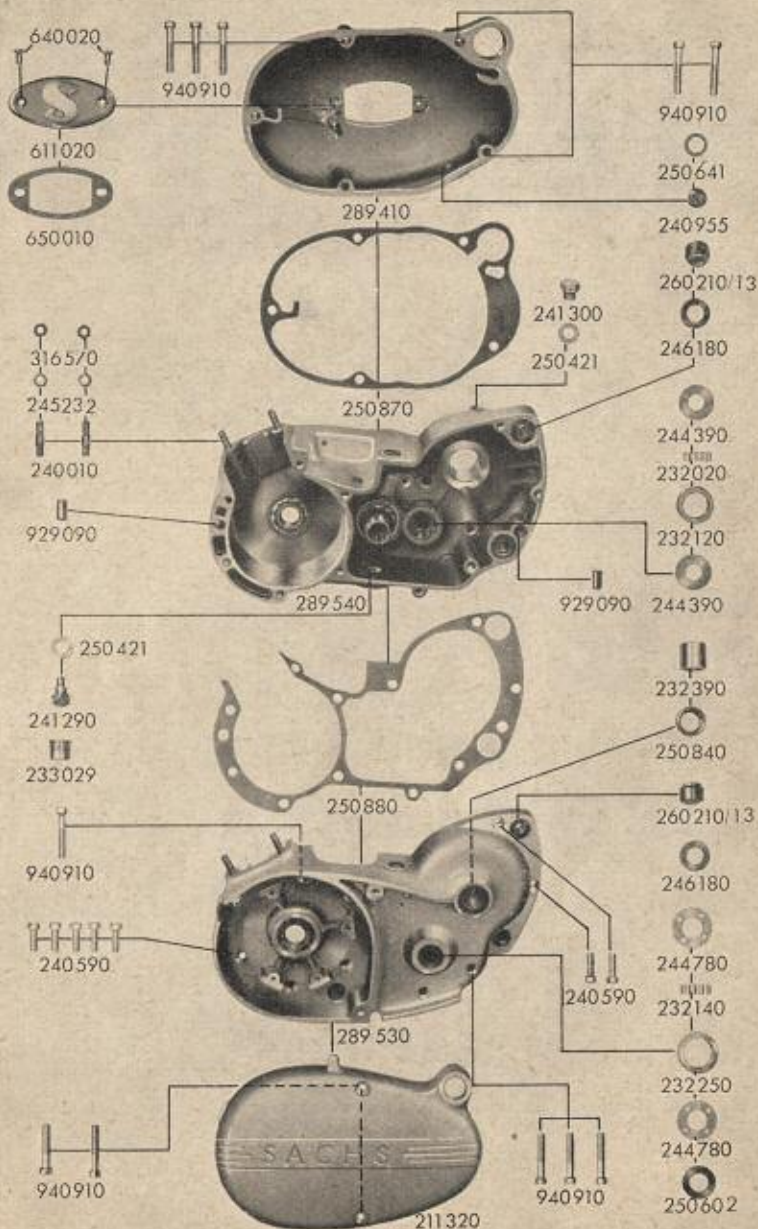
SPARE PART LIST

SACHS 50



FICHEL & SACHS AG · SCHWEINFURT (MAIN)

HOUSING



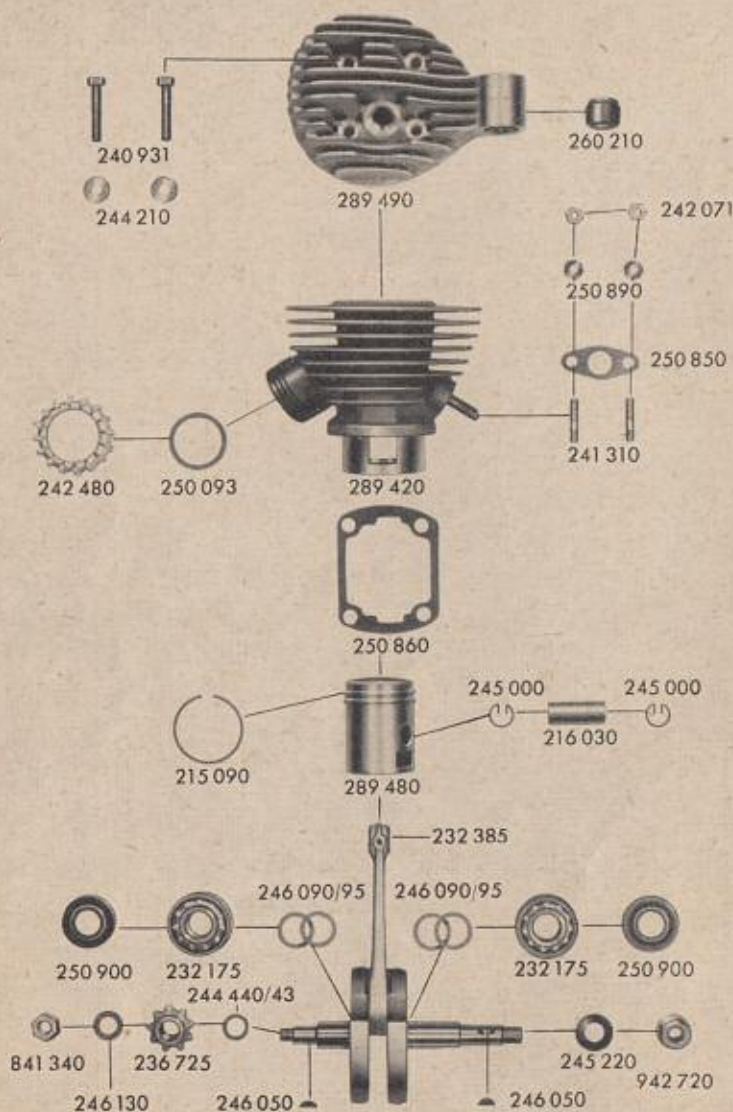
F&S 310/26

TABLE 1

Housing

Part No	Description	Piece	£ s d
211 320	Housing Cover, Timing Side	1	15. 8
232 020	Bearing Rollers, dia. 4 mm x 6 mm for Mainshaft	13	3
232 120	Roller Bearing Outer Ring for Mainshaft	1	3. 2
232 140	Bearing Rollers, dia. 4 mm x 8 mm for Mainshaft	15	4
232 250	Roller Bearing Outer Ring for Mainshaft	1	3. 5
232 390	Bush for Crank Axle Bearing	1	2. 5
233 029	Bush for Layshaft Bearing	1	3. 2
240 010	Stud, Metric 6 x 15, Cylinder securing	4	6
240 590	Cheese Head Screw, Metric 6 x 20	7	2
240 955	Plug	1	4
241 290	Oil Drain Plug	1	6
241 300	Breather Plug	1	5
241 400 (Not shown)	Cheese Head Screw, Metric 6 x 38, for Housing, in place of 940 910	4	5
244 390	Thrust Washer for Roller Bearing	2	2
244 780	Thrust Washer for Mainshaft	2	3
245 232	Lock-washer for Metric 6	4	1
246 180	Retaining Washer for Rubber Mounting	2	1. 2
250 421	Washer for 241 290 and 241 300	2	1
250 602	Seal for Mainshaft (see fig. 250 601)	1	9
250 641	Washer for Plug 240 955	1	1
250 840	Seal for Crank Axle	1	1. 1
250 870	Gasket for Housing Half-member, Clutch Side	1	5
250 880	Gasket for Housing Half-member, Timing Side	1	7
260 210	Rubber Mounting (black)	4	1. 2
260 213	Rubber Mounting (grey), Herkules, Triumph	4	1. 2
289 410	Housing Cover, complete, Timing Side, consisting of: 1 x 211 330 Housing Cover 1 x 272 560 Oil Pipe 1 x 250 830 Gasket	1	1. 3. 3
289 530	Housing Half-member, complete, Timing Side, consisting of: 1 x 211 310 Housing Half-member 1 x 232 175 Ball Bearing E 15 1 x 232 250 Roller Bearing Outer Ring 1 x 232 390 Bush 1 x 233 025 Bush 2 x 240 010 Stud 1 x 244 780 Thrust Washer 1 x 246 120 Cap 1 x 250 602 Seal 1 x 250 840 Seal 1 x 250 900 Seal 1 x 260 200 Rubber Sleeve 2 x 260 210 Rubber Mounting 1 x 650 170 Washer	1	4. 1. 8
289 540	Housing Half-member, complete, Clutch Side, consisting of: - 1 x 211 300 Housing Half-member 1 x 232 120 Roller Bearing Outer Ring 1 x 232 175 Ball Bearing E 15 1 x 232 340 Spacer Sleeve 2 x 240 010 Stud 1 x 244 390 Thrust Washer 1 x 246 120 Cap 1 x 246 180 Lacking Disc 1 x 249 460 Slotted Pin 2 x 250 880 Gasket 1 x 250 900 Gasket 1 x 260 210 Rubber Mounting 1 x 286 791 Ball Bearing 1 x 650 170 Washer 2 x 229 090 Dowel Tube	1	5. 0. 8
316 570	Nut, Metric 6, Cylinder securing	4	1
611 020	Cover Plate	1	2. 11
640 020	Oval Head Countersunk Screw, Metric 5 x 10, for 611 020	2	2
650 010	Gasket for Cover Plate 611 020	1	2
929 090	Dowel Tube, dia. 8.4 mm x 15 mm	2	4
940 910	Cheese Head Screw, Metric 6 x 35	7	5

CYLINDER, PISTON, CRANKSHAFT



FAS 310-27

TABLE 2

Cylinder, Piston, Crankshaft

Part No	Description	Piece	£ s d
215 090	Piston Ring, standard type, dia. 38.0 mm	2	2. 1
215 100	Piston Ring, dia. 38.3 mm, for 1st rebore	2	2. 1
215 101	Piston Ring, dia. 38.6 mm, for 2nd rebore	2	2. 1
215 102	Piston Ring, dia. 38.9 mm, for 3rd rebore	2	2. 1
215 103	Piston Ring, dia. 39.2 mm, for 4th rebore	2	2. 1
216 030	Gudgeon Pin	1	3. 2
L 232 175	Deep-groove Ball Bearing E 15	2	8. 10
232 385	Small End Bush (see fig. 232 280)	1	1. 11
236 725	Sprocket on Crankshaft, 9 teeth, 2 Thrust Rings	1	
240 931	Hexagonal Head Screw for Cylinder Head	4	4
241 310	Stud, Metric 5 x 18, Carburettor securing	2	2
242 071	Nut, Metric 5, Carburettor securing	2	2
242 481	Cap Nut for Exhaust Pipe (fig. 242 480)	2	3. 11
244 210	Washer for Cylinder Head	4	1
244 440	Shim for Sprocket, 1.0 mm		1
244 441	Shim for Sprocket, 0.8 mm	as reqd.	1
244 442	Shim for Sprocket, 0.3 mm		1
244 443	Shim for Sprocket, 0.15 mm		1
245 000	Circlip for Gudgeon Pin	2	2
245 220	Lock-washer for Crankshaft, Timing Side	1	1
246 050	Woodruff Key for Crankshaft	2	3
246 090	Thrust Washer for Crankshaft, 0.3 mm		1
246 091	Thrust Washer for Crankshaft, 0.5 mm		1
246 092	Thrust Washer for Crankshaft, 1.0 mm	as reqd.	1
246 093	Thrust Washer for Crankshaft, 0.1 mm		1
246 094	Thrust Washer for Crankshaft, 0.15 mm		1
246 095	Thrust Washer for Crankshaft, 0.8 mm		1
246 130	Securing Ring for Crankshaft, Drive Side	1	2
250 093	Washer for Exhaust Pipe	1	3
250 850	Gasket for Carburettor	1	2. 1
250 860	Gasket for Cylinder	1	2
250 890	Insulating Washer for Carburettor Flange	2	4
250 900	Seal for Crankshaft	2	2. 11
260 210	Rubber Mounting (black)	2	1. 2
260 250	Thrust Ring for 236 725 (not shown)	2	
289 420	Cylinder, complete, consisting of: 1 x 213 340 Cylinder 2 x 241 310 Stud	1	2. 15. 11
289 430	Crankshaft, complete	1	3. 17. 2
289 480	Piston, compl. with Rings, standard type, dia. 38.0 mm	1	1. 0. 8
289 485	Piston, compl. with Rings, dia. 38.3 mm, 1st rebore	1	1. 0. 8
289 486	Piston, compl. with Rings, dia. 38.6 mm, 2nd rebore	1	1. 0. 8
289 487	Piston, compl. with Rings, dia. 38.9 mm, 3rd rebore	1	1. 0. 8
289 488	Piston, compl. with Rings, dia. 39.2 mm, 4th rebore	1	1. 0. 8
289 490	Cylinder Head, complete, consisting of: 1 x 213 330 Cylinder Head 1 x 260 210 Rubber Mounting	1	1. 1. 3
841 340	Nut, Metric 8 x 1, for Crankshaft, Drive Side	1	3
942 720	Nut, Metric 10 x 1, for Crankshaft, Timing Side	1	11

CLUTCH, GEARBOX




FIG. 310.20

TABLE 3

Clutch, Gearbox

Part No	Description	Piece	£	s	d
232 340	Spacer Sleeve for Ball Bearing Bush 286 791	1		1	11
234 172	Small Sliding Gear, 23 teeth	1		10	1
234 490	Large Sliding Gear, 25 teeth	1		14	7
236 700	Drive Sprocket, 11 teeth standard	1		8	4
236 760	Drive Sprocket, 12 teeth, (chain line 48)	1		8	4
236 770	Drive Sprocket, 10 teeth, (chain line 48)	1		8	4
236 780	Drive Sprocket, 13 teeth, (chain line 48)	1		8	4
237 210	Mainshaft, 15.4 mm dia., with Sprocket, 9 teeth	1	1	2	5
237 220	Layshaft with Pinions, 9 and 13 teeth	1	1	3	2
239 150	Clutch Spring	6			2
240 432	Adjuster Screw, Metric 6, for Clutch	1			4
240 491	Hexagonal Head Screw for Gear Actuating Lever	1			3
242 000	Hexagonal Nut, Metric 10 x 1, for Mainshaft	1			3
242 031	Adjuster Nut, Metric 6, for Clutch	1			2
242 270	Hexagonal Nut, 12 x 1, for Layshaft	1			3
242 305	Nut for Ball Bearing Bush, Metric 20.8 x 1, left-hand	1		1	3
244 060	Shim, 0.5 mm				1
244 061	Shim, 0.3 mm				1
244 062	Shim, 0.8 mm				1
244 063	Shim, 0.4 mm				1
244 064	Shim, 0.6 mm				1
244 065	Shim, 1.0 mm				1
244 066	Shim, 0.2 mm				1
244 480	Lock-washer for Gear Actuating Lever	1			2
244 520	Retaining Washer for Ball Bearing Bush	1			2
244 755	Thrust Washer for Small Sliding Gear	1			3
244 810	Shim for Large Sliding Gear, 0.3 mm				2
244 811	Shim for Large Sliding Gear, 0.4 mm				2
244 812	Shim for Large Sliding Gear, 0.5 mm				2
244 813	Shim for Large Sliding Gear, 0.6 mm				2
244 815	Shim for Large Sliding Gear, 0.8 mm				2
244 816	Shim for Large Sliding Gear, 1.0 mm				2
245 210	Spring Ring for Mainshaft	1			2
245 232	Lock-washer for Gear Actuating Lever	1			1
245 234	Lock-washer, Metric 10, for Mainshaft	1			1
246 011	Woodruff Key for Mainshaft	1			4
246 050	Woodruff Key for Layshaft	1			4
246 075	Selector Fork	1		5	9
246 110	Washer for Ball Bearing Bush	1			3
246 120	Dust Excluder for Seal 650 170	2			3
247 000	Washer for Selector Fork	1			9
248 580	Clutch Actuating Lever	1		7	2
248 590	Gear Actuating Lever	1		6	10

Clutch, Gearbox

Part No	Description	Piece	£ s d
249 230	Grooved Pin, dia. 3 mm x 18 mm, for Clutch Actuating Lever	1	1
249 460	Grooved Pin, dia. 4 mm x 14 mm for Selector Fork	1	1
249 470	Thrust Pin for Clutch	2	1. 3
259 032	Selector	1	6. 8
259 140	Locking Plate	2	2
259 150	Outer Clutch Plate	1	11
259 210	Selector Fork Shoes	2	1. 7
259 240	Clutch Hub	1	8. 9
L 286 791	Ball Bearing Bush	1	1. 0. 11
287 132	Corked Plate, complete	2	4. 10
289 456	Clutch Housing with Sprocket, 34 teeth, for Corked Plates 287 132	1	1. 15. 2
289 457	Clutch Housing, complete with Sprocket, 34 teeth, for Inner Plate 659 106		1. 15. 2
299 980	Primary Chain, 38 links	1	8. 10
305 050	Parallel Roller	1	3
639 030	Tension Spring for Selector Fork	1	2
644 100	Lock-washer for Clutch Hub	1	1
649 020	Spring Anchor Pin	1	5
650 170	Seal for Gear and Clutch Actuating Levers	2	7
659 040	Clutch Spring Plate	1	2. 9
659 106	Inner Plate	2	7. 1
686 185	Pressure Plate with Screw	1	3. 2

STAND-STARTER, DRIVING SPROCKETS

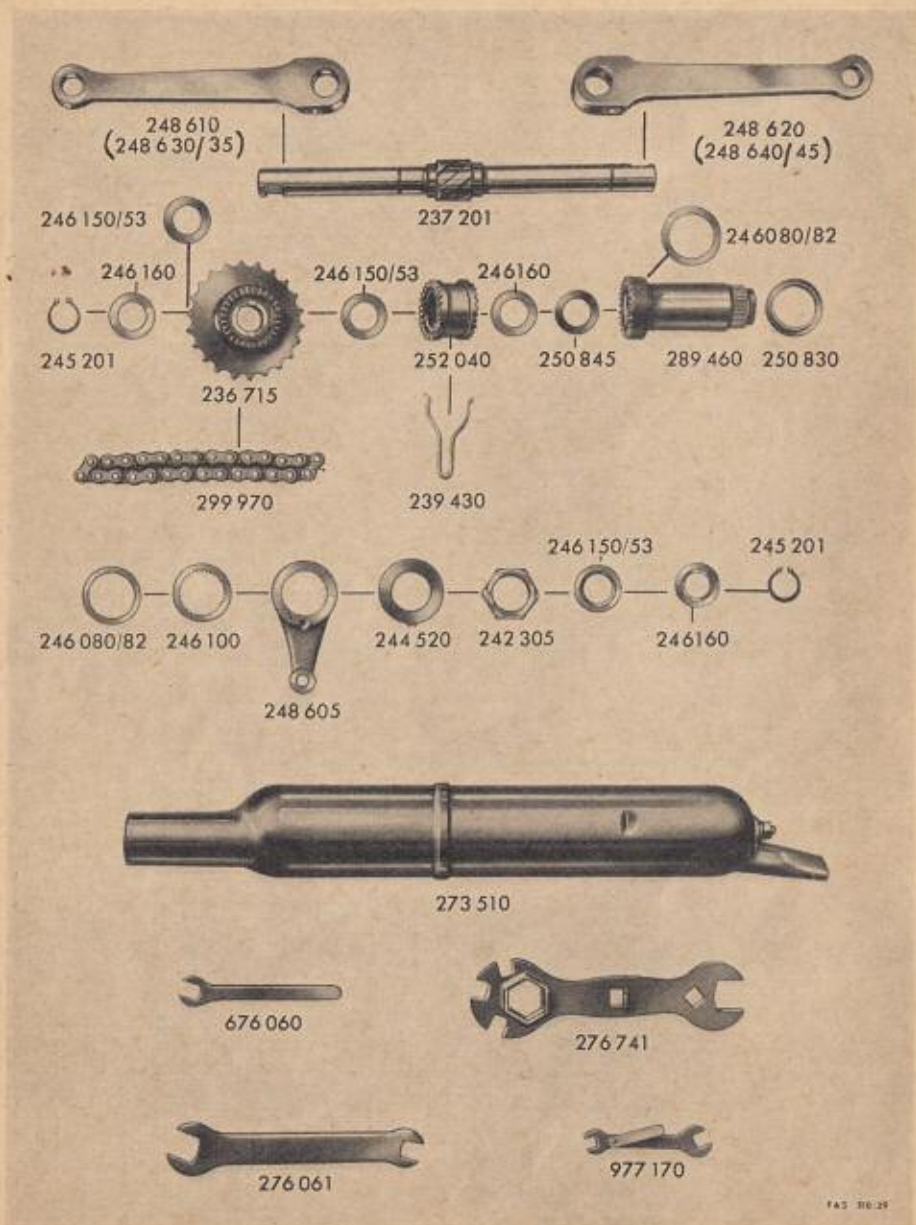


F45 315

Part No	Description	Piece	£	s	d
L 232 140	Bearing Roller, dia. 4 mm x 8mm, for Mainshaft	15			4
232 420	Roller Bearing Outer Race	1		3	9
234 510	Large Sliding Gear, 25 teeth	1		12	4
236 810	Sprocket on Mainshaft	1		5	8
237 141	Mainshaft, 13 mm dia.	1	1	0	5
244 060	Shim, 0.5 mm	} as reqd.			1
244 061	Shim, 0.3 mm		1		
244 062	Shim, 0.8 mm		1		
244 063	Shim, 0.4 mm		1		
244 064	Shim, 0.6 mm		1		
244 065	Shim, 1.0 mm		1		
244 066	Shim, 0.2 mm		1		
244 785	Shim		2		
247 160	Spacer Sleeve in place of 236 810, for Kickstarter Model	1		1	3
250 960	Seal for Mainshaft	1			9
289 531	Housing Half-member, Timing Side, complete, consisting of: - 1 x 211 310 Housing Half-member, timing side 1 x 232 390 Bush 1 x 233 025 Bush 2 x 240 010 Stud 1 x 232 175 Deep-groove Ball Bearing E 15 1 x 232 420 Roller Bearing Outer Race 1 x 244 785 Shim 1 x 246 120 Cap 1 x 250 840 Seal for Starter Spindle 1 x 250 900 Seal for Crankshaft 1 x 250 960 Seal for Mainshaft 1 x 260 200 Rubber Cap for Lighting Cable 2 x 260 210 Rubber Mounting 1 x 650 170 Seal for Clutch Actuating Lever	1	4	1	8
Driving Sprockets for Main Shaft, 237 141 dia. 13 mm					
236 705	Driving Sprocket, 11 teeth	} for chain line 48			8
236 765	Driving Sprocket, 10 teeth		8		
236 775	Driving Sprocket, 12 teeth		8		
236 785	Driving Sprocket, 13 teeth		8		
236 795	Driving Sprocket, 12 teeth	} for chain line 58			8
236 805	Driving Sprocket, 11 teeth		8		

TABLE 4

AXLE SHAFT, EXHAUST, TOOLS



F45 30.25

TABLE 5

Axle Shaft, Exhaust, Tools

Part No	Description	Piece	£ s d
236 715	Sprocket, 22 teeth, for Crank	1	15. 10
237 201	Axle Shaft	1	1. 4. 0
239 430	Brake Spring	1	4
241 025	Crank-key for Crank	2	7
242 305	Nut for Driver Sleeve	1	1. 3
242 520	Nut for Crank-key	2	2
244 520	Locking Plate for Driver Sleeve	1	2
245 201	Circlip A 16 x 1.5	2	2
246 080	Thrust Washer for Driver Sleeve, 1.0 mm	} as reqd.	1
246 081	Thrust Washer for Driver Sleeve, 0.5 mm		1
246 082	Thrust Washer for Driver Sleeve, 0.3 mm		1
246 100	Distance Washer for Brake Arm	1	5
246 150	Shim 0.3 mm	} as reqd.	2
246 151	Shim 0.5 mm		2
246 152	Shim 1.0 mm		2
246 153	Shim 0.15 mm		2
246 160	Thrust Washer	3	4
246 250	Packing Washer for Crank-key	2	1
(Not shown) 248 605	Brake Arm with Bush	1	5. 4
248 610	Crank, left-hand, (left-hand thread), light metal	1	9. 2
248 620	Crank, right-hand, (right-hand thread), light metal	1	9. 2
248 630	Crank, left-hand, (left-hand thread 12.7 x 20), steel	1	9. 2
248 640	Crank, right-hand, (right-hand thread 12.7 x 20), steel	1	9. 2
248 635	Crank, left-hand, (left-hand thread 14.3 x 20), steel	1	9. 2
248 645	Crank, right-hand, (right-hand thread 14.3 x 20), steel	1	9. 2
250 830	Seal for Driver Sleeve	1	9
250 845	Seal for Crank Axle	1	9
252 040	Driver	1	6. 9
289 460	Driver Sleeve	1	1. 12. 8
299 970	Chain for Axle Shaft, 28 links	1	6. 6
Silencer, Tool-kit			
250 920	Cord type Packing for Silencer (not shown)	1	1
250 930	Washer for Silencer	1	1
273 510	Silencer, chromium. Will be replaced by 273 540 when existing stocks are exhausted	1	1. 11. 4
276 060	Double-ended Spanner, 14 and 10 mm opening	1	1. 2
276 741	Box Spanner, 21 mm hexagon, 8 mm square, with 17, 10, 9, and 8 mm opening	1	3. 3
276 765	Tool-kit, complete	1	5. 4
278 060	Plug Spanner	1	
676 060	Spanner, 9 mm	1	6
977 170	Jet Spanner	1	6

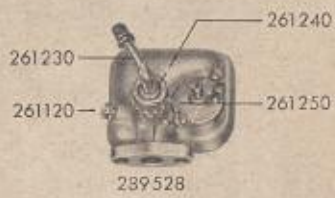
CARBURETTOR

- 260241
- 261010
- 261200
- 261050
- 261170
- 261180
- 261060
- 261070
- 261110
- 261210
- 261100

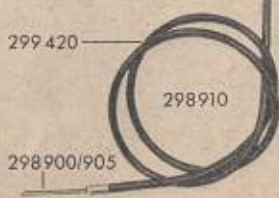

- 261190
- 261021
- 261160
- 261030
- 261090
- 261131
- 261080



- 261120/125
- 261040



- 298920
- 299025
- 242071
- 240193



F&S 310/30

TABLE 6

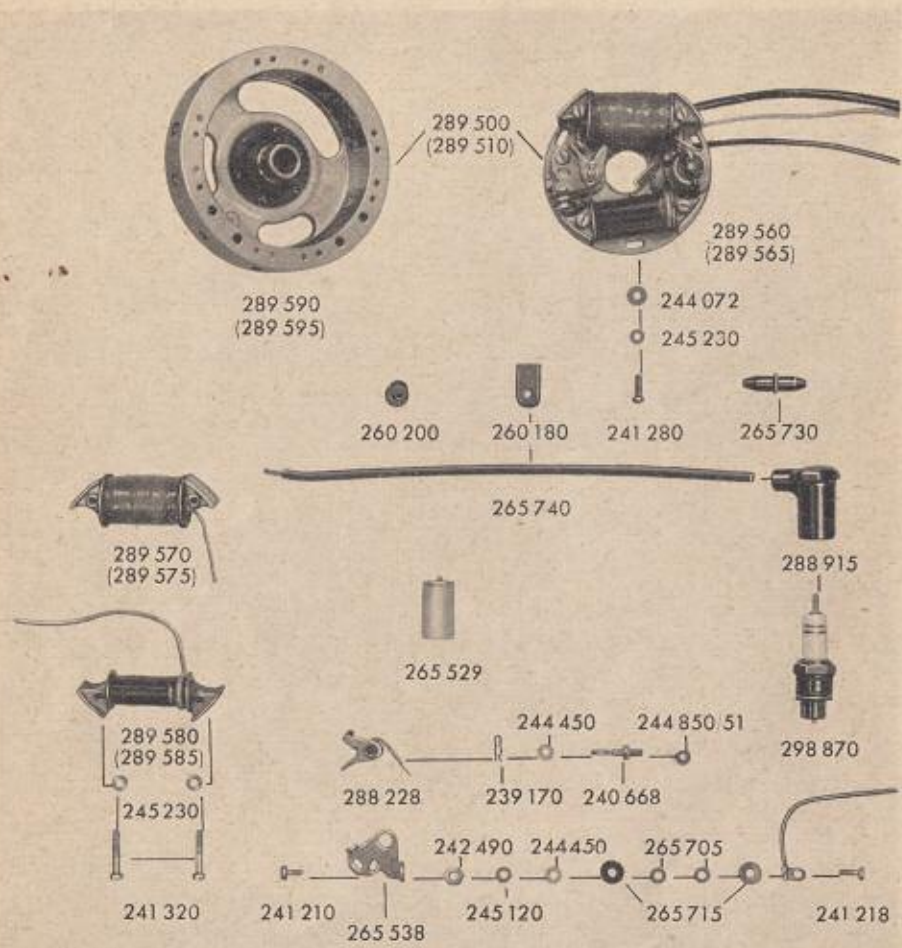
Carburettor

Part No	Description	Piece	E s d
250 910	Cork Packing under Carburettor, 289 522	1	3
260 241	Cap for Adjuster Screw 261 010	1	2
261 001	Carburettor Housing	1	13. 5
261 010	Adjuster Screw, Metric 5	1	6
261 021	Float Chamber Cover	1	2. 9
261 026	Float Chamber Cover, complete	1	3. 5
261 030	Float	1	1. 5
261 040	Float Needle	1	5
261 050	Cover	1	10
261 060	Jet Needle	1	6
261 070	Throttle Slide	1	1. 9
261 080	Tickler Spring	1	3
261 090	Split Pin	1	2
261 100	Plug	1	6
261 110	Needle Jet, size 2.10	1	7
261 120	Jet, size 56	1	1. 7
261 125	Jet, size 54	1	1. 7
261 131	Tickler	1	9
261 140	Filter	1	2. 9
261 150	Spring Ring, Filter retaining	1	5
261 160	Rubber Washer for Float Chamber Cover	1	6
261 170	Throttle Slide Spring	1	3
261 180	Spring Clip for Jet Needle	1	3
261 190	Securing Screw	2	5
261 200	Nut for Adjuster Screw	1	2
261 210	Washer for Plug	1	3
289 521	Carburettor, complete with Jet, size 56	1	1. 9. 1
289 522	Carburettor, complete with Jet, size 54, Engine No 1632 545 and upwards	1	1. 9. 1
289 528	Carburettor complete (1/12/22), Masterworks, with oblique control cable connection, jet 56; additional parts:- 1 x 261 230 Tube for Control Cable Connection 1 x 261 240 Threaded Adapter 1 x 261 250 Screw Cover Remainder as supplied with Carburettor No 289 521	1	1. 12. 5

Carburettor

Part No	Description	Piece	£ s d
289 529	Carburettor complete (1/12/39), Görlicke KL, with horizontal connections, Jet 56;	1	1.18.1
	additional parts:		
	1 x 261 260 Band Spring		
	1 x 261 170 Half-round Screw for 261 260		
	1 x 261 280 Woodruff Key		
	1 x 261 290 Screw-in part		
	1 x 261 300 Gasket		
	1 x 261 310 Connection		
	1 x 261 320 Float Chamber Cover		
	1 x 261 335 Swivel Pipe Connection, complete		
	2 x 261 340 Washer		
	1 x 261 350 Strainer		
	1 x 261 360 Locking Screw		
	Remainder as supplied with Carburettor No 289 521		
	Control Cables		
240 193	Adjuster Screw, Metric 5, for Clutch and Gearbox Control Cables	2	10
242 071	Nut, Metric 5, for Adjuster Screw	2	2
289 550	Gear Twistgrip, complete	1	1.2.11
298 900	Control Wire, dia. 1.2 mm, with soldered Nipple 298 920 for Clutch, Gearbox, and Carburettor (state length)	2	9
298 905	Control Wire, 1.2 mm, with soldered Nipple 299 025 for Carburettor	1	9
298 910	Control Cable with Casing, complete, for Clutch and Gearbox (state length)	2	3.1
298 920	Soldering nipple for Clutch and Gearbox Control Wire	2	1
299 025	Soldering Nipple for Carburettor Control Wire	1	1
299 420	Control Wire Casing for Clutch, Gearbox, and Carburettor (state length)	3	1.6

IGNITION SYSTEM



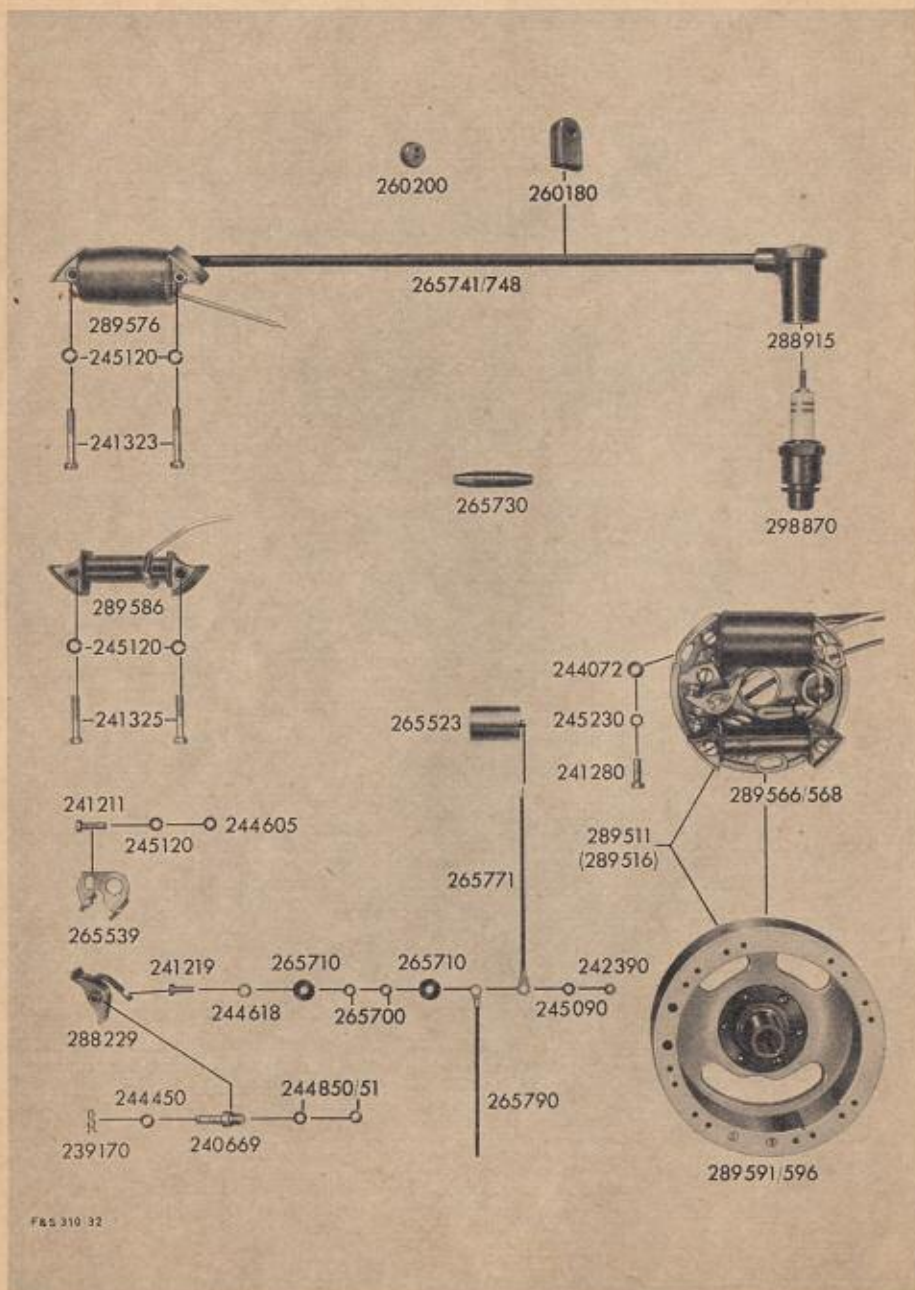
F45 110.31

TABLE 7

Ignition System

Part No	Description	Piece	£ s d
B 239 170	Clip for Contact Breaker Arm	1	5
240 668	Pivot Pin for Contact Breaker Arm	1	1. 8
241 210	Screw, Fixed Contact Carrier securing	1	3
B 241 218	Hexagonal Head Screw, Tension Spring securing	1	3
241 280	Cheese Head Screw, Metric 4 x 12, for Armature Base-plate	3	1
241 320	Cheese Head Srew for securing Ignition and Lighting Armatures	4	2
242 490	Hexagonal Nut, Metric 4	1	2
244 072	Clamping Washer for Armature Base-plate	3	1
B 244 450	Washer for Contact Breaker Arm	4	3
B 244 850	Shim, 0.1 mm) as reqd.	1
B 244 851	Shim, 0.2 mm		1
245 230	Lock-washer for Metric 4	8	1
260 180	Rubber Sleeve for H. T. Cable	1	3
260 200	Rubber Sleeve for Lighting Cable	1	2
B 265 529	Condenser	1	5. 2
B 265 538	Fixed Contact Carrier with Contact	1	2. 9
B 265 705	Insulating Washer, small	2	1
B 265 715	Insulating Washer, large	2	3
265 730	Clip for Lighting and Short-circuiting Cables	2	5
265 740	H. T. Cable	1	1. 6
B 288 228	Contact Breaker Arm with Contact	1	4. 10
B 288 915	Plug Connector	1	2. 5
B 289 500	Ignition Unit, complete, 3 Watt	1	9. 8. 3
B 289 510	Ignition Unit, complete, 17 Watt	1	10. 15. 7
B 289 560	Armature Base-plate, complete, 3 Watt	1	5. 11. 7
B 289 565	Armature Base-plate, complete, 17 Watt	1	5. 15. 0
B 289 570	Ignition Armature with Winding, 3 Watt	1	2. 9. 0
B 289 575	Ignition Armature with Winding, 17 Watt	1	2. 9. 0
B 289 580	Lighting Armature with Winding, 3 Watt	1	17. 6
B 289 585	Lighting Armature with Winding, 17 Watt	1	15. 5
B 289 590	Magneto Flywheel, 3 Watt	1	3. 16. 8
B 289 595	Magneto Flywheel, 17 Watt	1	5. 0. 8
B 298 870	Sparking Plug W 175 T 11	1	8. 3

17 Watt Ignition System, Motor No 1741 629 and upwards



FRS 310 32

TABLE 8

17 Watt Ignition System, Motor No 1741 629 and upwards

Part No	Description	Piece	£ s d
B 239 170	Clip for Contact Breaker Arm	1	5
B 240 669	Pivot Pin for Contact Breaker Arm	1	1. 8
241 211	Cheese Head Screw, Metric 4 x 12, for Contact Carrier	1	3
B 241 219	Hexagonal Head Screw, Metric 3 x 10, for Spring Plate	1	3
241 280	Cheese Head Screw, Metric 4 x 12	3	1
B 241 323	Cheese Head Screw, for Ignition Armature	2	2
B 241 325	Cheese Head Screw, for Lighting Armature	2	2
B 242 390	Hexagonal Nut, Metric 3	1	3
244 072	Thrust Washer for Armature Base-plate	3	1
B 244 450	Washer	as reqd.	3
B 244 605	Washer	1	1
B 244 618	Washer	1	1
B 244 850	Shim for Contact Breaker Arm, 0.1 mm	1	1
B 244 851	Shim for Contact Breaker Arm, 0.2 mm	as reqd.	1
B 245 090	Lock-washer	1	3
B 245 120	Lock-washer for Metric 4	5	2
245 230	Lock-washer for Metric 4	3	1
260 180	Rubber Cap for Ignition Cable	1	3
260 200	Rubber Cap for Lighting Cable	1	2
B 265 523	Condenser	1	6. 2
B 265 539	Contact Carrier with Contact	1	3. 6
B 265 700	Insulating Washer, small	2	3
B 765 710	Insulating Washer, large	2	1
265 730	Cable Terminal for Lighting and Contact Breaker Cables	2	5
B 265 741	Ignition Cable for 289 511 to Lighting Armature	1	1. 3
B 265 748	Ignition Cable for 289 516 to Lighting Armature	1	
B 265 771	Cable to Condenser	1	9
B 265 790	Short-circuiting Cable	1	
B 288 229	Contact Breaker Arm with Contact	1	3. 6
B 288 915	Plug-guard	1	2. 5
B 289 511	Ignition System complete, 17 Watt, LM/UR 1/115/17 R 8 less Ventilator	1	10. 15. 7
B 289 516	Ignition System complete, 17 Watt, LM/UR 1/115/17 R 9 with Ventilator	1	
B 289 566	Armature Base-plate complete for 289 511	1	5. 15. 0
B 289 568	Armature Base-plate complete for 289 516	1	
B 289 576	Ignition Armature with Winding	1	2. 9. 11
B 289 586	Lighting Armature with Winding	1	15. 5
B 289 591	Flywheel with Cam for 289 511	1	
B 289 596	Flywheel with Cam for 289 516	1	
B 289 870	Sparking Plug W 175 T 11	1	8. 3

