


Rec July '68

# RALEIGH

bring simplicity  
to **POWER**  
travel



for one reason....







....or another

people  
choose

***RALEIGH***

-automatically

# the colour caught Jane's eye.....and then

she found that her new Runabout Deluxe changed her way of life. She became an outdoor girl, it was a pleasure to go as she pleased without a care in the world. A delight to ride, so easy to start, so reliable, so economical, so much a part of her life. No wonder she blesses the day the colour caught her eye, and then...

## SPECIFICATION

**Engine:** 49.9 c.c. two-stroke. Aluminium cylinder with hard chromium plated bore. 1.7 B.H.P. at 5,000 r.p.m. Enrichment valve for cold starting. Sediment trap incorporated in carburettor. **Transmission:** Single-speed with 'Engine speed' double-action automatic clutch. **Lighting:** Direct lighting from fly-wheel alternator. 3" diameter headlamp. Rear lamp incorporating reflector. **Frame:** Pressed steel 'beam' pattern. **Wheels:** 23" x 2" tyres, chrome plated rims, rust proof spokes. Full width light alloy rear hub. **Fuel Tank Capacity:** 1 1/2 gallons including reserve. **Equipment:** Leg Shields, Petrol reserve tap, Electric Horn, Alloy Tyre Inflator, Toolbag, Toolkit, Centre Stand, Number Plates, super Comfort Saddle. **Finish:** Flamboyant Royal Carmine with bright chrome plated fittings. **Performance:** Cruising speed about 30 m.p.h. Fuel consumption up to 160 m.p.g. **£60-18-10** (incl. P.T.).

*Recommended Retail Price*





for some, the price.....

was the prime factor, for others the last.


Jim is one of those careful people who is well aware that money doesn't grow on trees. He calculated the cost - to buy - to run - to insure. He had to get a reliable machine which had passed the test of time and travel.

That is why he chose a Raleigh Runabout! Jim's friend Bill, has no financial worries but he chose a Runabout for the very same reasons!

#### SPECIFICATION

**Engine:** 49.9 c.c. two-stroke. Aluminium cylinder with hard chromium plated bore, 1.7 B.H.P. at 5,000 r.p.m. Enrichment valve for cold starting. Sediment trap incorporated in carburettor. **Transmission:** Single-speed with 'engine speed' double-action automatic clutch. **Lighting:** Direct lighting from flywheel alternator. 3" diameter headlamp. Rear lamp incorporating reflector. **Frame:** Pressed steel 'beam' pattern. **Wheels:** 23" x 2" tyres, chrome plated rims, rust proof spokes. Full width light alloy rear hub. **Fuel Tank:** **Capacity:** 1½ gallons. **Equipment:** Toolbag, Toolkit, Centre Stand, Number Plates, super Comfort Saddle. **Finish:** Royal Blue enamel with bright chrome plated fittings. **Performance:** Cruising speed about 30 m.p.h. Fuel consumption up to 160 m.p.g. **£55-17-3** (incl. P.T.).

*Recommended Retail Price*





to some performance appealed and economy co

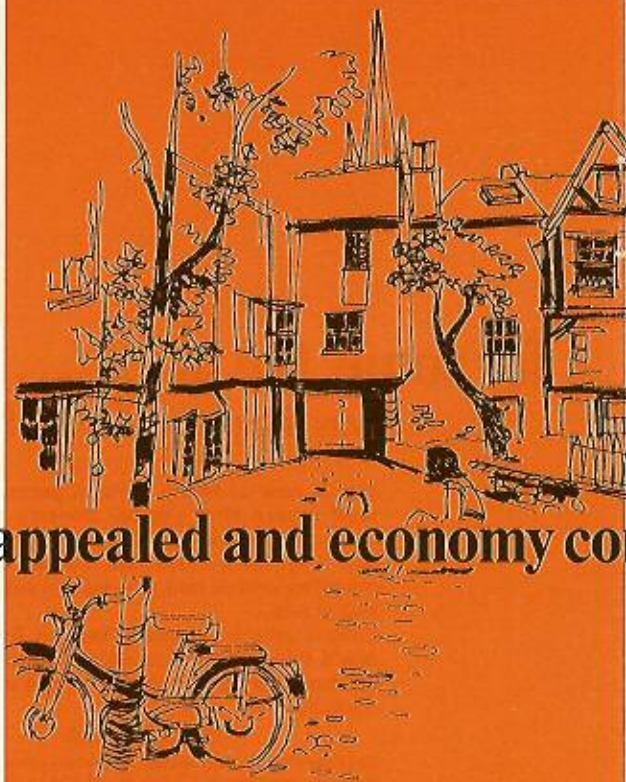
Have you ever experienced the thrill of two wheeled travel under power? It takes a test ride to get the feel of a machine – the balance – the comfort – the pleasure of independent travel.

You can read all about it and listen to others but only experience is automatic proof.

If you are on an economy drive – you must go on a Raleigh Ultramatic.

#### SPECIFICATION

**Engine:** 49.9 c.c. two-stroke Aluminium cylinder with hard chromium plated bore. 2.0 B.H.P. at 5,000 r.p.m. Enrichment valve for cold starting. Sediment trap incorporated in carburettor. **Transmission:** Infinitely variable automatic gear change mechanism. 'Engine speed' double action automatic clutch. **Lighting:** Direct lighting from flywheel alternator. 4½" diameter headlamp with dipping device. Rear lamp incorporating reflector. **Frame:** Pressed steel 'beam' pattern with valanced telescopic forks. **Wheels:** 23" x 2" tyres, chrome plated rims, rust proof spokes. Full width light alloy hubs. **Fuel Tank Capacity:** 1½ gallons including reserve. **Equipment:** Electric horn, Toolbag, Toolkit, Inflator, Centre Stand, Number Plates, Super Comfort Saddle. **Finish:** Royal Carmine **Performance:** Cruising speed about 30 m.p.h. Fuel consumption up to 160 m.p.g. **£71-2-1** (incl. P.T.). *Recommended Retail Price*






# it started with idle curiosity and ended on a happy (exhaust) note.



vinced



A casual glance in a showroom window started a chain reaction. A leaflet detailed the finer technical points of a superb machine and a test run finally convinced him.

Now Keith has joined the action set – the going has been good for him and now he's gone one better! He's bought a Raleigh 'Ultramatic Plus One'.



#### SPECIFICATION

**Engine:** 49.9 c.c. two-stroke Aluminium cylinder with hard chromium plated bore. 2.0 B.H.P. at 5,000 r.p.m. Enrichment valve for cold starting. Sediment trap incorporated in carburettor. **Transmission:** Infinitely variable automatic gear change mechanism. 'Engine speed' double action automatic clutch. **Lighting:** Direct lighting from fly-wheel alternator. 4½" diameter headlamp with dipping device. Rear lamp incorporating reflector. **Frame:** Pressed steel 'beam' pattern with valanced telescopic forks. **Wheels:** 23" x 2" tyres, chrome plated rims, rust proof spokes, 13G front, 11G rear. Full width light alloy hubs. **Fuel Tank Capacity:** 1½ gallons including reserve. **Equipment:** Dual Seat, Pillion footrests, Electric horn, Toolbag, Toolkit, Inflator, Centre Stand, Number Plates. **Finish:** Royal Carmine **Performance:** Cruising speed about 30 m.p.h. Fuel consumption up to 160 m.p.g. **£76-3-8** (incl. P.T.). *Recommended Retail Price*



# Mr. Clark's automatic reaction was to go **RALEIGH**

It's a fair bet that you will find John at the races or following the hunt – and it's horsepower that gets him around. Half the fun of the chase for John is the pleasure derived from going places on his Raleigh Moped – he knows he's on to a winner.




## SPECIFICATION

**Engine:** 49.9 c.c., two-stroke Aluminium cylinder with hard chromium plated bore. 1.7 B.H.P. at 5,000 r.p.m. Enrichment valve for cold starting. Sediment trap incorporated in carburettor. **Transmission:** Single-speed with 'engine speed' double-action automatic clutch. **Lighting:** Direct lighting from flywheel alternator. 4½" diameter headlamp with dipping device. Rear lamp incorporating reflector. **Frame:** Pressed steel 'beam' pattern with telescopic forks. **Wheels:** 23" x 2" tyres, chrome plated rims, rust proof spokes. Full width light alloy hubs. **Fuel Tank Capacity:** 1½ gallons including reserve. **Equipment:** Electric horn, Toolbag, Toolkit, Inflator, Centre Stand, Number Plates, super Comfort Saddle. **Finish:** Pearl Grey and Royal Blue enamel with bright chrome fittings.

**Performance:** Cruising speed about 30 m.p.h. Fuel consumption up to 160 m.p.g. **£66-0-6** (incl. P.T.).

*Recommended Retail Price*






#### SPECIFICATION

**Engine:** 49.9 c.c. two stroke. Aluminium cylinder with hard chromium plated bore, 2.66 B.H.P. at 5,600 r.p.m. Enrichment valve for cold starting. Sediment trap incorporated in carburettor. **Transmission:** Infinitely variable automatic gear change mechanism. 'Engine speed' double action automatic clutch. **Lighting:** Direct lighting from flywheel alternator. Headlamp with dipping device. Rear lamp incorporates reflector. **Frame:** Pressed steel 'beam' pattern incorporating petrol tank and tool compartment. Valanced Telescopic Forks. Swinging arm rear suspension. **Wheels:** 22.6" x 2.25" White wall tyres, chrome plated rims, rust proof spokes, 4" diameter full width alloy front hub. **Fuel Tank Capacity:** 1½ gallons with dip measure. **Equipment:** Leg Shields, Dual seat, Pillion footrests, Chain case, Speedometer, Electric horn, Toolkit, Inflator, Centre stand, Number plates. **Finish:** Dual tone Pearl Grey and Fire Red enamel or Dual tone Pearl Grey and Neptune Blue enamel with bright chrome plated fittings. £99.11-1 (incl. P.T.).

*Recommended Retail Price*

two upmanship put the Jones one up.....

traditionally one step ahead, and the envy of the neighbourhood, it was inevitable that the Jones chose a Raleigh Supermatic – only the best would be good enough.

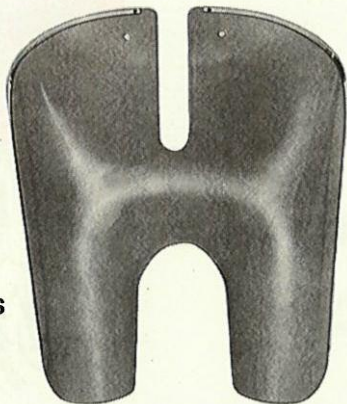


# extra-ordinary accessories tailored for your **RALEIGH** moped



Colourful **PANNIER BAGS**  
Strong and waterproof.  
**£1-10-3** per pair

Robust, Lightweight **LEGSIELDS**  
Supplied complete with fittings  
RM6/8/9 models.  
Laminated Self-coloured Plastic.  
From **£3-18-6**




**PANNIER SUB-FRAME**  
Providing a firm support for Panniers  
on the RM5. **£1-14-0**




**INFLATOR**  
Small and lightweight. Made from  
aluminium alloy. **5/9**



RECOMMENDED PRICES

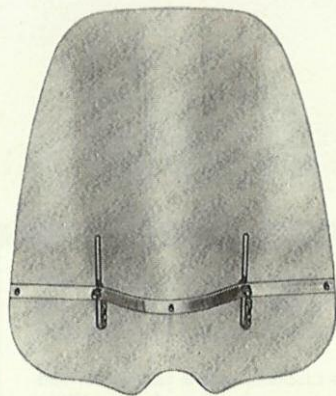


**SPEEDOMETER**  
**£2-2-0**

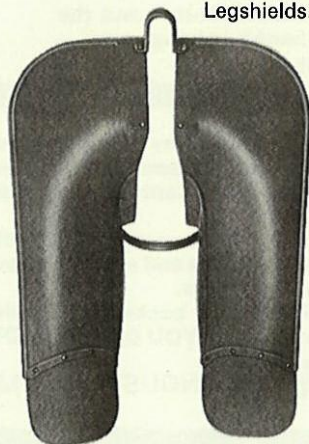


**ELECTRIC HORN**  
Complete kit with wires, horn  
button and fixing bracket.  
From **17/6**

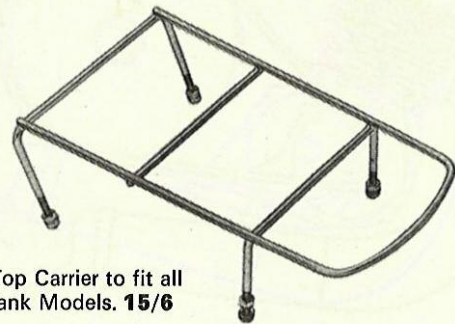
RM5/6/8/9 models. Steel  
Legshields in Matching Colours.  
From **£4-4-0**



**Strong COBEX WINDSCREEN**  
Complete with fittings.  
**£3-12-6**




Tank-Top Carrier to fit all  
Rear Tank Models. **15/6**





# automatic power engine

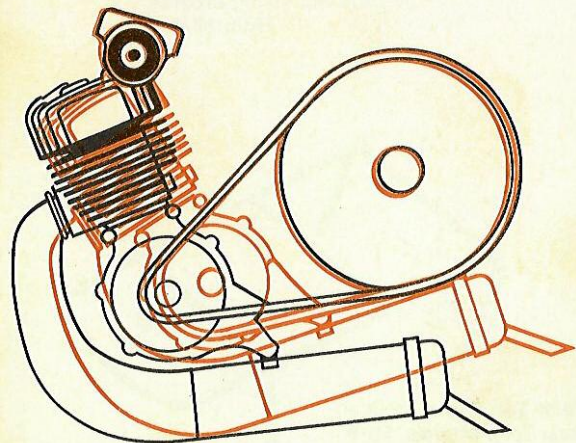
Cylinders are precision die-cast from light alloy for light weight with excellent heat conductivity. Hard chrome-plated bores for outstanding resistance to wear. Light alloy pistons have similar expansion characteristics to the cylinders to eliminate seizures. Accurately balanced and machined forged steel crankshafts and connecting rods with small and big-end bearings of caged needle roller type.



A simple twist of the wrist controls

- Clutch
- Acceleration
- Gear change
- Speed


through the Double-Action Clutch and the Automatic Gear Change giving you — Simplicity and Safety.



**THE CHOICE IS YOURS!** Any Raleigh owner will tell you why they bought their Raleigh Moped. They wanted independence without expense — they wanted motoring without parking problems — they wanted utter reliability but attractive styling and only Raleigh offered everything.

The Raleigh bonus of automatic control tilts many people's choice, but a range which meets the differing needs and appeals of owners so perfectly can only come from a firm that studies its customers.

All Raleigh Mopeds are backed by quality proved design and skilled workmanship famous the world over — **YOU CAN RELY ON RALEIGH**

**RALEIGH** INDUSTRIES LIMITED · NOTTINGHAM A  COMPANY



RALEIGH INDUSTRIES LIMITED  
MOTORISED PRODUCTS  
RECOMMENDED RETAIL PRICES

	Recommended Retail Price	Purchase Tax	Recommended Retail including Purchase Tax
Model	£. s. d.	£. s. d.	£. s. d.
WISP (not illustrated)	52. 17. 2.	14. 18. 5.	67. 15. 7.
RM.6 RUNABOUT	50. 5. 2.	14. 3. 9.	64. 8. 11.
RM.6 SDL RUNABOUT SUPER DELUXE	53. 14. 6.	15. 3. 4.	68. 17. 10.
RM.8 AUTOMATIC MK.11	58. 1. 1.	16. 7. 10.	74. 8. 11.
RM.9 ULTRAMATIC	63. 5. 1.	17. 17. 2.	81. 2. 3.
RM.9 + 1 ULTRAMATIC PLUS ONE	67. 11. 9.	19. 1. 7.	86. 13. 4.
RM.5 SUPERMATIC	85. 15. 8.	24. 4. 5.	110. 0. 1.
23rd NOVEMBER, 1968			

# IceniCAM Information Service

