


PRESENTING THE NEW

RALEIGH

mopeds



Products of
RALEIGH INDUSTRIES LIMITED
NOTTINGHAM




Automatic

- Automatic clutch.
- Telescopic front forks.
- 1½ gallon capacity tank.
- Aluminium cylinder with chrome bore.
- Full width alloy hubs.
- Chrome plated rims with rust proof spokes.
- Two tone high quality finish.
- Speedometer set in headlamp.

Its so easy with—

— a Raleigh 'Two control' motoring (throttle and brake) for the moped rider has arrived. Manual clutch and gear controls on mopeds need now only be a thing of the past. Ride a Raleigh, the modern choice.

GET
OUT
AND
ABOUT
WITH
THE
NEW



Supermatic

2-SEATER


- Automatic clutch.
- Automatic gear change.
- "High Power" aluminium engine with chrome bore.
- Dual seat and pillion footrests.
- Extra large full-width alloy hubs.
- Chrome plated rims with rust proof spokes.
- Two tone high quality finish.
- Speedometer set in headlamp.
- Enclosed drive chain.

RALEIGH
mopeds

RALEIGH moped



AUTOMATIC



SUPERMATIC

YOUR LOCAL DEALER IS:—

SPECIFICATIONS

● AUTOMATIC

Engine: 49.9 cubic centimetres (39 mm. bore x 41.75 stroke) two stroke. Aluminium cylinder with hard chromium plated bore and flat top piston; 1.39 B.H.P. at 4,500 R.P.M. Gurtner carburettor with enrichment valve for easy starting from cold.

Transmission: Single speed with engine driven double action automatic clutch. Vee-belt primary drive, $\frac{1}{2}'' \times \frac{1}{8}''$ chain secondary drive. Gear ratio 13.8:1. Drive may be disconnected for pedalling.

Frame: Pressed steel with sprung telescopic front forks and fitted covers. Fully adjustable handlebars and seat.

Tank Capacity: Separate tank of $1\frac{1}{2}$ gallons capacity incorporating reserve compartment.

Lighting: Direct lighting from Novi flywheel generator. 4" diameter headlamp. Rear lamp incorporating reflector.

Wheels and Brakes: 23" x 2.0" Dunlop tyres, chrome plated rims, rust-proof spokes, 4" diameter rear brake, $\frac{3}{4}''$ diameter front brake. Full-width light alloy hubs.

Equipment: Twin tool boxes, tool kit, centre stand, luggage carrier, tyre pump, number plates, electric horn, large mattress saddle and speedometer.

Accessories available as extras: Panniers, windscreen, and legshields.

Finish: Charcoal and pearl grey enamel with bright chromium plated fittings.

● SUPERMATIC

Engine: 49.9 cubic centimetres (39 mm. bore x 41.75 stroke) two stroke rubber mounted. Aluminium cylinder with hard chromium plated bore and flat top piston. 2.66 B.H.P. at 5,600 R.P.M. Gurtner carburettor with enrichment valve for easy cold starting.

Transmission: Automatic infinitely variable speed change with engine driven double action automatic clutch. Automatically adjusted vee belt primary drive, $\frac{1}{2}'' \times \frac{1}{8}''$ enclosed chain secondary drive. Drive may be disconnected for pedalling. Gear ratios 11.1:1 minimum. 19.9:1 maximum.

Frame: Pressed steel, pivoting fork rear suspension and leading link front forks with rubber suspension. Fully adjustable handlebars.

Tank Capacity: Integral tank. $1\frac{1}{2}$ gallons capacity.

Lighting: Direct from Novi flywheel generator. 4" diameter headlamp and rear lamp incorporating reflector.

Wheels and Brakes: 22.5" x 2.25" white wall tyres. Chromium plated rims, rust proof spokes, 4" diameter front and rear brakes, full-width light alloy hubs.


Equipment: Tool kit in built-in container, centre stand, speedometer mounted in headlamp, tyre pump, electric horn, large mattress dual seat, pillow footrests and number plates.

Accessories available:—Panniers, windscreen and legshields.

Finish: Charcoal and pearl grey enamel with bright chromium plated fittings.

The design of our products is constantly under review and we reserve the right, therefore, to alter the specification without notice.

IceniCAM Information Service



www.icenicam.org.uk