


# IceniCAM Information Service



[www.icenicam.org.uk](http://www.icenicam.org.uk)

P0609J

14

# Steyr-Daimler-Puch (Great Britain) Ltd.

Steyr-Puch House  
211 Lower Parliament Street  
Nottingham NG 1 1 FZ  
ENGLAND

Telephone: Nottingham (0 6 02) 56 5 21  
Telex 37197



England

**MS 50 D**

# Spare-Parts Catalogue


Edition March 1971

Supplementary - Edition to the Spare - Parts - Catalogues

MS 50 V/VKH and VS 50 D/DKH - Edition April 1968

# PUCH MS 50 D

England



Model Puch MS 50 D - View l.h.s.



MS 50 D England Supplementary List

to the spare-parts-catalogues MS 50 V/VKH and VS 50 D/DKH England Edition April 1968. Deviating parts for MS 50 D against over the mentioned model above. The Ref. Nos. refer to the stated spare-part-catalogue (MS 50 V/VKH or VS 50 D/DKH) after every group.

Ref. No.	Part-No.	Description	Required No.	
3	360.6.10.035.9	Crankcase cover compl.	1	until Ma.7 816 780
3	360.6.10.035.0	Crankcase cover compl.	1	from Ma.7 816 781
5	360.1.10.034.1	Stud Bolt (M6, 103 long)	4	
6	328.1.10.731.1	Crankcase Gasket (replacement for 050.10.1031)	1	
7	360.2.10.032.0	Crankcase compl. (replacement for 360.1.10.032.0)	1	
12	350.2.10.076.1	Screw (M6, 50 long) (replacement for 050.2.1076)	1	
12b	350.2.10.030.1	Screw (M6, 90 long) (replacement for 350.1.10.030.1)	1	
18	900.1206	Fillister Head Screw M6x30 DIN 84	6	} until Ma.7 816 780
	900.1319	Fillister Head Screw M6x35 DIN 84	1	
18	900.1637	Oval Countersunk Head Screw M6x70 DIN 91	4	} from Ma.7 816 781
	900.1653	Oval Countersunk Head Screw M6x50 DIN 91	2	
	900.1614	Oval Countersunk Head Screw M6x45 DIN 91	1	

All other parts - please see in the spare-part-catalogue VS 50 D / DKH

**2. BLOWER**

10	350.4.10.061.2 <sup>x</sup>	Blower Base Plate (with Felt Washer)	1	until Ma...
10	350.5.10.061.1 <sup>xx</sup>	Blower Base Plate (without Felt Washer)	1	from Ma...
11	050.1.1087 <sup>x</sup>	Felt Washer for blower base plate	1	until Ma...
14	350.4.10.072.1 <sup>x</sup>	Blower Fan Wheel	1	until Ma...
14	350.5.10.072.1 <sup>xx</sup>	Blower Fan Wheel	1	from Ma...

<sup>x</sup>Version with screwed chain safety bow and felt washer-sealing for generator

<sup>xx</sup>Version with casting chain safety bow and Labyrinth-sealing for generator

All other parts - please see in the spare-part-catalogue VS 50 D/DKH

**3. CYLINDER**

6	350.2.10.205.0 <sup>x</sup>	Cylinder with compl. piston 364.1.10.506.0 38 mm dia., wrist pin and wire lock washers	1	} until Ma.7 816 980
6	350.2.10.205.6 <sup>x</sup>	Cylinder with compl. piston 364.1.10.506.4 38,5 mm dia., wrist pin and wire lock washers	1	

<sup>x</sup>For crankshaft with connecting rod boss 10 mm dia.

## 3. CYLINDER (Forts.)

Ref. No.	Part-No.	Description	Required No.
6	350.1.10.305.0 <sup>xx</sup>	Cylinder with compl. piston 350.1.10.006.0 38 mm dia., wrist pin and wire lock washers	1
6	350.1.10.305.6 <sup>xx</sup>	Cylinder with compl. piston 350.1.10.006.4 38,5 mm dia., wrist pin and wire lock washers	1

} from Ma.7 816 981

<sup>xx</sup>For crankshaft with connecting rod boss 12 mm dia.

All other parts - please see in the spare-part catalogue VS 50 D/DKH

## 4. ENGINE PARTS

(3)	364.1.10.506.0/03	Piston compl. (parts 1÷3), normal 38 mm dia. sort. 1	1	} until Ma.7 816 980 for connecting rod boss 10 mm dia.	
(3)	364.1.10.506.0/04	Piston compl. (parts 1÷3), normal 38 mm dia. sort. 2	1		
(3)	364.1.10.506.4/03	Piston compl. (parts 1÷3) oversize 1 38,5 mm dia. sort. 1	-		
(3)	364.1.10.506.4/04	Piston compl. (parts 1÷3) oversize 1 38,5 mm dia. sort. 2	-		
4	900.4714	Wire Lock Washer B10 DIN 73123	2		
5	050.1011/10	Wrist Pin 10 mm dia. 32 mm long sort. white	1		
5	050.1011/30	Wrist Pin 10 mm dia. 32 mm long sort. black	1		
6	050.1052	Bushing for connecting rod 12/9,4/13	1		
6	050.1052.3	Bushing (for repair)	as req.		
14	360.7.10.015.0	Crankshaft compl. with connecting rod	1		
(3)	350.1.10.006.0/03	Piston compl. (parts 1÷3), normal 38 mm dia. sort. 1	1		} from Ma.7 816 981 for connecting rod boss 12 mm dia.
(3)	350.1.10.006.0/04	Piston compl. (parts 1÷3), normal 38 mm dia. sort. 2	1		
(3)	350.1.10.006.4/03	Piston compl. (parts 1÷3) oversize 1 38,5 mm dia. sort. 1	1		
(3)	350.1.10.006.4/04	Piston compl. (parts 1÷3) oversize 1 38,5 mm dia. sort. 2	1		
4	901.4701	Wire Lock Washer B 12 DIN 73123	2		
5	331.1.10.011.1/12	Wrist Pin 12 mm dia. 31 mm long sort. 2 (white)	1		
5	331.1.10.011.1/13	Wrist Pin 12 mm dia. 31 mm long sort. 3 (blue)	1		
6	349.1.10.021.1	Bushing for connecting rod 14/11,6/12	1		
6	349.1.10.021.3	Bushing (for repair)	as req.		
14	360.2.10.115.0	Crankshaft compl. with connecting rod	1		

All other parts - please see in the spare-part catalogue VS 50 D/DKH

## 5. CLUTCH

Ref. No.	Part-No.	Description	Required No.	
3	350.1.12.019.1	Covering Plate (plastic) (replacement for 050.1219 and 050.1221)	1	
5a	350.1.12.029.1 <sup>x</sup>	Spring Guide	1	
7	350.3.12.028.1	Declutching Shaft (replacement for 350.2.12.028.1)	1	
8	050.1.1229	Screw (M5x18)	1	until Ma.7816780
8a	900.4693 <sup>x</sup>	Seeger-C-Ring H10x1	1	from Ma.7816781
16	900.3265	Serrated Lock Washer A8,4 DIN 6798 (replacement for 050.1214)	1	

<sup>x</sup>These parts are not illustrated!

All other parts - see in the spare-part-catalogue VS 50 D/DKH

## 6. GEARBOX

4	050.1.1310	Roller Race 28 mm dia. (for main- and countershaft) (replaceable by 329.1.13.010.1, 329.1.13.009.1 and 329.2.13.009.1)	1	until Ma...
4a	329.1.13.010.1 <sup>x</sup>	Roller Race 28 mm dia.	1	} replacement for 050.1.1310 } from Ma...
4b	329.1.13.009.1 <sup>x</sup>	Bearing Washer 27,8/16/1	1	
4c	329.2.13.009.1 <sup>x</sup>	Bearing Washer 27,8/16/1,5	1	
13a	350.1.13.018.1	Securing Plate for main shaft	1	until Ma...
14	24787	Hexagon Nut M12x1 (for main- and countershaft) (for countershaft)	2 1	until Ma... from Ma...
14a	900.4616 <sup>x</sup>	Snap Ring Sg 16x1 DIN 471 (for main shaft)	1	from Ma...
15	050.1.1365	Roller Race 32 mm dia. (for main shaft) (replaceable by 329.1.13.065.1, 329.1.13.066.1 and 329.2.13.066.1)	1	until Ma...
15a	329.1.13.065.1 <sup>x</sup>	Roller Race 32 mm dia.	1	} replacement for 050.1.1365 } from Ma...
15b	329.1.13.066.1 <sup>x</sup>	Bearing Washer 31,7/20/1,5	1	
15c	329.2.13.066.1 <sup>x</sup>	Bearing Washer 31,7/20/1	1	
25	360.3.13.011.1	First-Speed Gear (39 teeth)	1	
27	360.1.13.020.1	Main Shaft, 114 long (replaceable by 360.2.13.020.1 by using of 1 piece snap ring 900.4616)	1	until Ma...
27a	360.2.13.020.1 <sup>x</sup>	Main Shaft, 107 long (replacement for 360.1.13.020.1 by using for 1 piece snap ring 900.4616)	1	from Ma...

<sup>x</sup>These parts are not illustrated!

All other parts - please see in the spare-part-catalogue VS50D/DKH

### 7. CRANKS, PEDALS, STARTER MECHANISM

Ref. No.	Part-No.	Description	Required No.
3	050.1333	Bearing Bushing 19/14/9,5 - Not for the model MS 50 D	1
27	360.1.13.033.1	Bushing 17/14/10 for countershaft, right and left	2

All other parts - please see in the spare-part-catalogue VS 50 D/DKH

### 8. STARTER MECHANISM

#### 8a. KICK - STARTER

} not requiring for the model MS 50 D !

### 9. GEARSHIFT

All parts - please see in the spare-part-catalogue VS 50 D/DKH

### 10. CARBURETTOR

--	360.6.15.500.0/54	Carburettor compl. with tickler, without air filter Bing 1/12/..., Jet No. 54	1
9	900.3218	Spring Washer	1
10	360.1.15.552.1	Neck Screw	1
17	360.1.15.553.2	Choke Valve	1
24	360.1.15.501.2	Carburettor body	1

All other parts - please see in the spare-part-catalogue VS 50 D/DKH

### 11. INTAKE SILENCER

36	357.1.15.079.1	Gasket for cover (replacement for 050.10.1579)	1
39	900.9516	Slotted Pan Head Tapping Screw A4x13 DIN 7971	2

All other parts - please see in the spare-part-catalogue VS 50 D/DKH

### 12. EXHAUST

1	050.3.1600.0	Exhaust Silencer compl. (with end pipes)	1
2	050.1.1620.2	Exhaust Pipe	1

All other parts - please see in the spare-part-catalogue MS 50 V/VKH

### 13. FUEL TANK

12a	350.3.22.020.1	Filler Cap (separate) (replacement for 050.7.2220)	1
14	350.8.22.026.0	Transfer Picture l.h.s. / r.h.s. pro pair	1

All other parts - please see in the spare-part-catalogue MS 50 V/VKH



**14. FRAME**

Ref. No.	Part-No.	Description	Required No.
1	350.3.20.100.0	Frame compl. (with bearings shells)	1
2	364.2.30.052.1	Grommet (black)	3
3	320.2.57.001.8	Perforated Cable Clip (black) (250 mm long)	p.m.
4	320.2.57.002.1	Knob for cable clip (black)	1
11	360.1.20.733.1	Nomenclature Plate	1
13	350.6.20.025.1	Transfer Picture	1

All other parts - please see in the spare-part-catalogue VS 50 D/DKH

**14. MUDGUARD**

19	350.1.27.102.1	Mudguard Holder (replacement for 050.2.2702)	1
----	----------------	-------------------------------------------------	---

All other parts - please see in the spare-part-catalogue MS 50 V/VKH

**15. FOOT REST CARRIER, FOOT BRAKE, FOOT RESTS**

Not requiring for the model MS 50 D

**16. TWIN SEAT, SIDE BOXES, LUGGAGE CARRIER**

11	357.1.33.000.0	Twin Seat compl.	1
--	357.1.33.202.1	Bracket for twin seat (not illustrated)	1

All other parts - please see in the spare-part-catalogue VS 50 D/DKH

**16. LEGSHIELD**

All parts - please see in the spare-part-catalogue MS 50 V/VKH

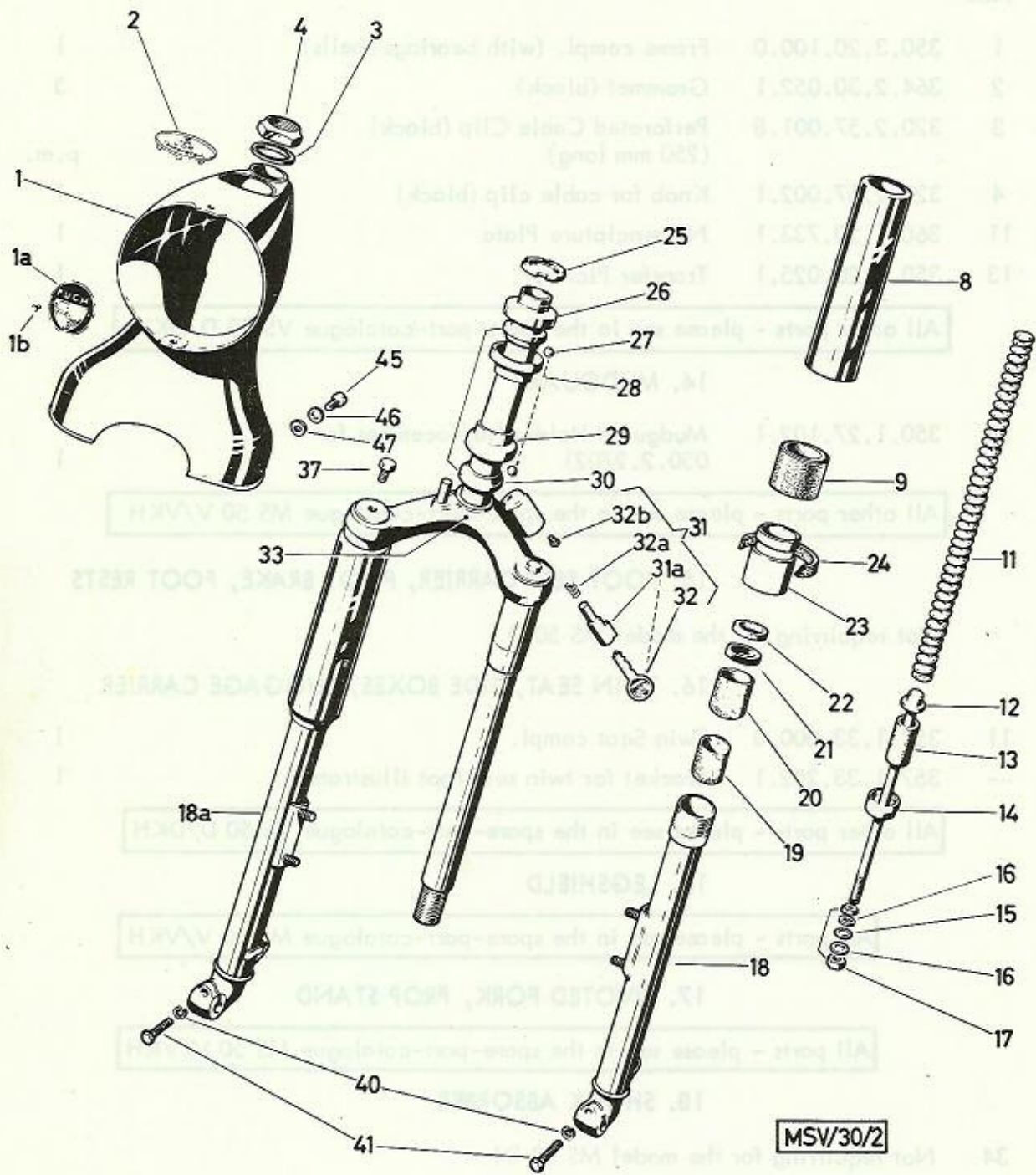
**17. PIVOTED FORK, PROP STAND**

All parts - please see in the spare-part-catalogue MS 50 V/VKH

**18. SHOCK ABSORBER**

34	Not requiring for the model MS 50 D!		
36	050.2.2113	Bolt (M8, 172 long)	1

All other parts - please see in the spare-part-catalogue MS 50 V/VKH



**19. FRONT FORK WITH STEERING**

version 2 - this version is also to be worth for  
MS 50 V from Ma. 6, 047.960 and for  
MS 50 VKH from Ma. 7, 443.900

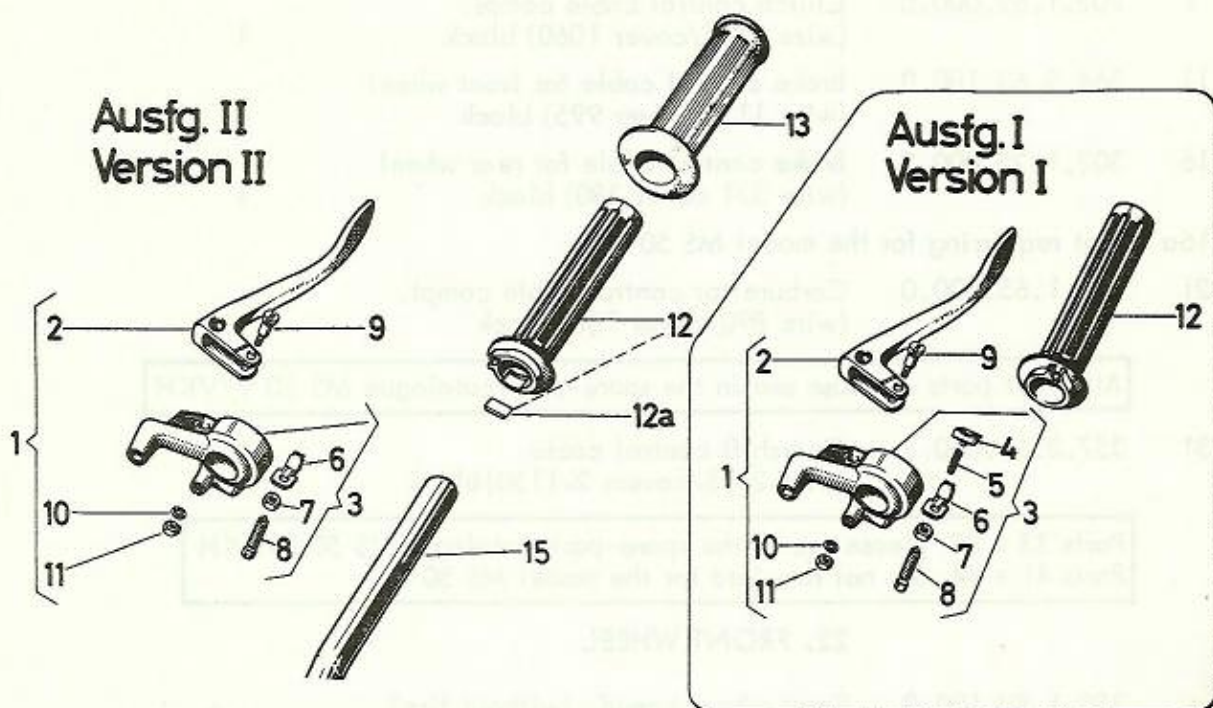
Ref. No.	Part-No.	Description	Required No.
--	350.1.30.100.0	Front Fork compl.	1
1	350.5.30.043.2	Head-Lamp Carrier	1
1a	050.5.3046	Name Plate "PUCH" - neutral	1
1b	900.4052	Al-Round Head Rivet 2,6 $\phi$ x6 DIN 660	N 2
2	050.3045	Handlebar for opening the tacho	as req.
3	050.3033	Connecting Washer	1
4	3759	Fork Tube Nut	1
8	050.3037	Outer Tube	2
9	050.3036	Rubber Buffer 35,5/24,5/32	2
11	350.1.30.134.1	Spring (14 mm dia, 263 long)	2
12	350.2.30.130.1	Spring Rod (134 long)	2
13	350.1.30.132.1	Stop Rubber 17/8/32	2
14	350.1.30.110.1	Lower Cap	2
15	900.3883	Gasket RS 6-9-1,5	2
16	24804	Washer 6,4 DIN 433	N 4
17	900.2106	Hexagon Nut M6 DIN 555	N 4
18	350.1.30.115.2	Fork Slider l.h.s., 28 mm dia., 244 long	1
18a	350.1.30.116.2	Fork Slider r.h.s., 28 mm dia., 244 long	1
19	050.3009	Lower Guide Bush 25,7/20,5/26	2
20	050.3026	Top Guide Bush 27,6/22/26	2
21	050.3029	Rubber Sleeve (average dia. 29 mm)	2
22	050.3049	Felt Ring 29/22/6	2
23	350.1.30.127.1	Grooved Bush	2
24	350.1.30.139.1	Felt Strip 9x3,2, 102 long	2
25	250.3104	Slotted Circular Nut	2
26	25222	Dust Protector	1
27	25226	Ball 5 mm dia.	42
28 } 29 }	25221	Ball Sleeve	2
30	25220	Tapered Ring	2
31	330.1.20.052.0/10	Lock compl. (Neiman II) with tension spring and Al-notched rivet	as req.
31a	330.1.20.052.0	Lock compl. (Neiman II) (with 2 keys)	as req.
32	350.2.30.023.1	Spare Key (please quote key-number!)	-

**19. FRONT FORK WITH STEERING**

version 2 - this version is also to be worth for MS 50 V from Ma. 6, 047.960 and for MS 50 VKH from Ma. 7, 443.900 (Forts.)

Ref. No.	Part-No.	Description	Required No.
32a	330.1.20.059.1	Tension Spring	1
32b	330.1.20.060.1	Al-Notched Rivet	1
33	350.1.30.106.2	Fork Yoke	1
37	900.1122	Hexagon Screw M6x6 DIN 933	N 2
40	29189	Spring Ring B7 DIN 127	N 2
41	900.1128	Hexagon Screw M7x20 DIN 933	N 2
45	900.1513	Lens Head Screw M5x10 DIN 85	N 2
46	24803	Washer 5,3 DIN 433	N 2
47	21526	Fibre Gasket 9/5,3/1	2

20. HANDLEBAR, GEARSHIFT AND THROTTLE TWIST GRIPS



Ref. No.	Part-No.	Description	Required No.
3	350.1.32.121.0 <sup>x</sup>	Housing for throttle twist grip compl. (with parts 4 ÷ 8)	1 { version 1 until Ma...
3	350.2.32.121.0	Housing for throttle twist grip compl. (with parts 6 ÷ 8)	1 { version 2 from Ma...
12	350.2.32.126.0 <sup>x</sup>	Throttle twist grip rotor sleeve compl. (with part 12a) (replacement for 350.1.32.126.1)	1 { version 2 from Ma...
12a	349.1.32.009.1	Brake spring	1 { version 2 from Ma...
13	360.2.32.016.1	Twist grip cover (black) 24 mm dia.	2
15	050.4.3200.2	Handlebar	1

Version 1: with brake block in housing for throttle twist grip  
 Version 2: without brake block in housing for throttle twist grip but with brake spring in throttle twist grip rotor sleeve

<sup>x</sup> By using the throttle twist grip rotor sleeve 350.2.32.126.0 to housing for throttle twist grip 350.1.32.121.0 (version 1) the brake spring 349.1.32.009.1 must be taken out.

All other parts - please see in the spare-part-catalogue VS 50 D/DKH

**21. BOWDEN CABLES FOR NEW MAGURA HANDLEBAR ARMATURES**

Ref. No.	Part-No.	Description	Required No.
1	302.1.62.000.0	Clutch control cable compl. (wire 1175/cover 1060) black	1
11	364.3.63.100.0	Brake control cable for front wheel (wire 1120/cover 995) black	1
16	302.1.25.000.2	Brake control cable for rear wheel (wire 571 cover 380) black	1
16a	Not requiring for the model MS 50 D		
21	360.1.65.500.0	Carburettor control cable compl. (wire 890/cover 760) black	1

All other parts - please see in the spare-part-catalogue MS 50 V/VKH

31	357.3.66.000.2	Gearshift control cable (wire 2415/covers 2x1150) black	1
----	----------------	---------------------------------------------------------	---

Parts 33 ÷ 38 please see in the spare-part-catalogue VS 50 D/DKH  
Parts 41 ÷ 44 are not required for the model MS 50 D

**22. FRONT WHEEL**

-	350.1.40.100.0	Front wheel compl. (without tire) (replacement for 350.6.40.000.0)	1	} version 1 until Ma... (replaceable common by version 2)
23	050.2.4030	Spoke, long 2,5 mm dia.x204 thread 2,8 dia.x48 speed/inch	18	
23	050.2.4031	Spoke, short 2,5 mm dia.x196 thread 2,8 dia.x48 speed/inch	18	
24	600.4007	Nipple 48 turns p. in.	36	
28	050.2.4033	Rim 19" for tire 23" - 2,25	1	
23	350.5.40.030.1	Spoke, long 2,65 mm dia.x204 thread M3	18	} version 2 from Ma... (common replacement for the version 1)
23	350.3.40.031.1	Spoke, short 2,65 mm dia.x196 thread M3	18	
24	365.1.40.031.1	Nipple M3 DIN 74 371	N 36	
28	350.6.40.033.1	Rim for tires 23" - 2,25	1	
27	901.0866	Chafing strip 19" (replacement for 900.0840)	1	

All other parts - please see in the spare-part-catalogue MS 50 V/VKH

**23. SPEEDOMETER WITH DRIVE**

8	350.2.30.159.1	Holder for driving shaft	1
9	29189	Spring ring B7 DIN 127	1
10	900.1110	Hexagon head screw M7x12 DIN 933	N 1

All other parts - please see in the spare-part-catalogue MS 50 V/VKH

**25. REAR WHEEL DRIVING CHAIN**

Ref. No.	Part-No.	Description	Required No.
-	350.1.41.100.0	Rear wheel compl. (without tire) (replacement for 350.4.41.000.0)	1
16	050.4118.0	Chain tension adjuster compl. with thread M5 (with part 17 and 18) (replaceable by 350.1.41.018.0)	2 until Ma...
17	24803	Washer 5,3 DIN 433	N 2 } for chain tension adjuster 050.4118.0
18	900.2105	Hexagon nut M5 DIN 555	N 2 }
16	350.1.41.018.0	Chain tension adjuster compl. with thread M6 (with part 17 and 18) (replacement for 050.4118.0)	2 from Ma...
17	24804	Washer 6,4 DIN 433	N 2 } for chain tension adjuster 350.1.41.018.0
18	900.2106	Hexagon nut M6 DIN 555	N 2 }
32	907.1.28.094.0	Driving Chain compl. (1/2"x3/16"x7,75) 94 roller, replacement for 050.4.2810.0	1
33	907.1.28.001.0	Filler link compl. for driving chain 907.1.28.094.0	1
36	-----	No spare part	
--	050.2.4030	Spoke, long 2,5 mm dia.x204 thread 2,8 dia. 48 speed/inch	18 } version 1 until Ma... (replaceable common by the version 2)
--	350.1.41.031.1	Spoke, short 2,5 mm dia.x198 thread 2,8 dia. 48 speed/inch	18 }
--	600.4007	Nipple 48 turns p.in.	36 }
--	050.2.4033	Rim for tires 23" - 2,25	1 }
--	350.5.40.030.1	Spoke, long 2,65 mm dia.x204 thread M3	18 } version 2 from Ma... (common replacement for the version 1)
--	350.2.41.031.1	Spoke, short 2,65 mm dia.x198 thread M3	18 }
--	365.1.40.031.1	Nipple M3 DIN 74371	N 36 }
--	350.6.40.033.1	Rim for tires 23" - 2,25	1 }
--	901.0866	Chafing strip 19" (replacement for 900.0840)	1

All other parts - please see in the spare-part-catalogue MS 50 V/VKH

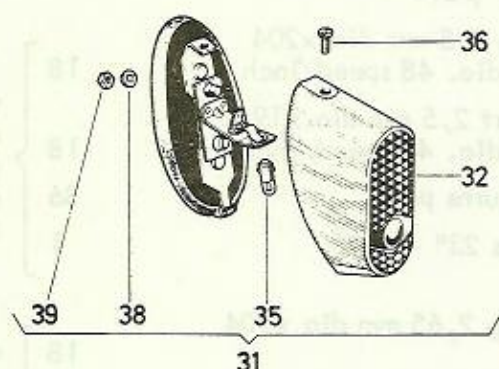
**26. GENERATOR**

8	901.3941	Washer 8/4,2/1 (replacement for 900.3951)	3
20	This part is no longer applicable by using of the Hexagon nut 901.2943		
21	901.2943	Hexagon nut (M10x1)-8G (replacement for 900.2011)	1

All other parts - please see in the spare - part - catalogue MS 50 V / VKH

## 27. HEADLAMP, TAIL-STOP LIGHT, HORN, ELECTRICAL EQUIPMENT

Ref. No.	Part-No.	Description	Required No.
10	350.5.53.000.0	Headlamp interior parts compl. 85 mm dia. (with bulb holder, without bulb)	1
11	050.5303	Headlamp rim	1
12	350.5.53.004.1	Headlamp glass	1
13	350.4.53.006.1	Rubber ring	1
14	350.4.53.008.1	Reflector	1
15	350.4.53.009.1	Clip	1
16	320.5.53.019.0	Bulb Holder	1
22	357.1.53.117.0	Combined switch compl. (replacement for 357.1.53.017.0)	1
24	902.0750	Connecting cable (6 rows, 670 long)	p.m.
30	902.0772	Horn (Hella with faston plug connector)	1



31	350.3.55.000.0	Tail-stop-light compl. (ZKW M 1378 M/I)	1	} from Ma...
32	349.3.55.000.2	Housing for tail-stop-light	1	
35	901.0765	Bulb HL 6V 2W BA 9s	1	
36	349.3.55.003.1	Retaining Bolt (M4x12)	1	
38	900.3255	Serrated lock washer A5,3 DIN 6798	N 2	
39	24772	Hexagon nut M5 DIN 934	N 2	

All other parts - please see in the spare-part-catalogue MS 50 V/VKH

## 28. TOOLS, PUMP

13	900.0271/10	Touch-up paint, green RAL 6005, 1/8 kg (0,276 lbs)	as req.
13	900.0251/10	Touch-up paint, beige RAL 1001, 1/8 kg (0,276 lbs)	as req.

All other parts - please see in the spare-part-catalogue MS 50 V/VKH





# Spare parts - Modification notice



## Service Graz

Order No. 2.60.45/005

DISTRIBUTOR

DATE April 1972

PAGE 1

Spare parts catalogue (model) England				Re: New lighting specifications for Great Britain: Modified magneto and crankshaft					
x MS50V/VKH Edition April 1968									
xx MS50D Edition March 1971									
Line	Page Group	Ref.No. Pos.	Old spare part No.	O X	New spare part No.	Remarks As from ....	M	Designation	
1	x 17	14	350.7.10.015.0		MS50V/VKH	→ 6066143		Crankshaft compl.	
2	- - -	--	350.2.10.115.0		MS50V/VKH	{ 6066144 → → 6088815 → 7818241		Crankshaft compl.	
3	xx 6	14	360.2.10.115.0		MS50D			Crankshaft compl.	
4					350.3.10.115.0	6088816 →	1	Crankshaft compl.	
5					360.3.10.115.0	7818242 →	1	Crankshaft compl.	
6	x 77	--	360.4.50.000.0	}				Flywheel magneto generator compl.	
7	x 77	7	360.2.50.012.2						Ignition-armature
8	x 77	10	302.1.50.013.2						Condenser
9	x 77	11	360.2.50.011.2			MS50V/VKH	→ 6088815		Light-armature
10	x 77	18	360.2.50.010.2			MS50D	→ 7818241		Flywheel
11	x 81	17	900.0721						Bulb Bilux 6V 15/15W
12	x 81	22	357.1.53.017.0						Combined switch compl.
13	x 81	27	350.8.57.000.0						Cable compl.
14	x82 xx16 x50 xx35		901.0765						Bulb 6V/2W
15						360.5.50.000.0		1	Flywheel magneto generator compl. Bosch 0 212 122 027
16						364.4.50.512.2		1	Ignition-armature (Bosch 2 204 211 030)
17						500.2.50.013.2		1	Condenser (Bosch 1 237 330 037)
18						360.5.50.014.2		1	Light-armature (Bosch 1 214 210 153)
19						364.4.50.510.2	{ 6088816 → 7818242 →	1	Flywheel (Bosch 1 215 254 089)
20					903.0751		1	Bulb Bilux 6V 18/18W	
21				O	357.3.53.117.0		1	Combined switch compl. ZKW 1337/II	
22					350.6.57.100.0		1	Cable compl.	
23					902.0712		1	Bulb 6V/3W	
24				O	360.5.50.017.0		1	Parts-Set for flywheel magneto generator Bosch 1 217 010 007	

O = Old part to be used up, new part applicable to both types.  
 X = Part omitted, must no longer be used.  
 → 5007 up to Engine-No.  
 5008 → from Engine-No.  
 → 2480 up to Chassis-No.  
 2481 → from Chassis-No.

M = Motive of Modification: 1) New feature/New part 2) Change in dimension  
 3) Change in quality 4) Change in shape 5) Change in part No. only

Signature in spare parts catalogue in spare parts index in spare parts store



# Spare parts - Modification notice



Service Graz

Order No. 2.60.45/008

DISTRIBUTOR

DATE May 1972

PAGE 1

Spare parts catalogue (model) England Maxi Edition June 1971				Re: Manifold alteration					
Line	Page Group	Ref.No. Pos.	Old spare part No.	O X	New spare part No.	Remarks As from ....	M	Designation	
1	19	32	349.1.15.030.1	}				Carburetor connecting sleeve H=50	
2	19	33a	349.1.15.022.1					→ 9957979	Paper gasket
3	19	34	349.1.15.021.1					→ 5220127	Gasket (3m/m thick)
4	11	47a	902.1968					Fixing stud M6x18 DIN 835-8G	
5				}	349.1.15.130.1	}		1 Carburetor connecting sleeve H=53	
6								349.1.15.122.1	9957980 →
				}	900.1915	}		2 Fixing stud M6x15 DIN 835-8G	
7								5600000 →	5220128 →

Spare parts catalogue (model) England  
MS50D Edition March 1971  
VS50D/DKH Edition April 1968

Re: Replacement of rubber stop against damping spring

8	11	13	350.1.30.132.1	MSD	→ 7818301	}		Stop rubber
				MSV	→ 6089697			
9	63	13	350.1.30.132.1	VSD	→ 9118883	}		1 Damping spring
				350.1.30.131.1	7818302 →			
					6089698 →			
					9118884 →			

\*  
The new manifold in connection with the new gasket replaces that manifold used up to now.

O = Old part to be used up, new part applicable to both types.

X = Part omitted, must no longer be used.

→ 5007 up to Engine-No.

5008 → from Engine-No.

→ 2480 up to Chassis-No.


2481 → from Chassis-No.

M = Motive of Modification: 1) New feature/New part 2) Change in dimension  
3) Change in quality 4) Change in shape 5) Change in part No., only

Signature	in spare parts catalogue	in spare parts index	in spare parts store
-----------	--------------------------	----------------------	----------------------



# Spare parts - Modification notice



Service Graz

Order No. 2.60.45/010

DISTRIBUTOR

DATE July 1972

PAGE 1

Spare parts catalogue (model) England  
MS50D, MS50V

Re: Combined switch alteration

Edition April 1968

Line	Page Group	Ref.No. Pos.	Old spare part No.	O X	New spare part No.	Remarks As from ....	M	Designation
1	81	22	357.1.53.017.0		MS50D MS50V	→ 7818451 → 5500632		Combined switch compl.
2				O	357.3.53.117.0	7818452 → 5500633 →	1	Combined switch compl.

Spare parts catalogue (model)

Re: Carburettor-alteration

MS50D England  
Edition March 1971

3	8	—	360.6.15.500.0/54			→ 7820741		Carburettor HD 54
4	8	—	050.1509/54					Main Jet No.54
5				O	360.2.15.500.0/50			Carburettor HD 50
6					050.1509/50	7820742 →		Main Jet No.50
7					05011509/48			Main Jet No.48 as req.

Spare parts catalogue (model)

Re: Nomenclature plate alteration

Maxi England  
Edition Juni 1971

8	30	54	349.2.20.533.1			→ 5228249		Nomenclature plate Maxi-S
9				O	349.3.20.533.1	5228250 →		Nomenclature plate Maxi-S year of construction - 19.. Model

Spare parts catalogue (model)

Re: New Ring Valve for suspension unit

VS 50 Sport  
Edition May 1972

10	47	11	367.1.30.151.1			→ 9254937		Ring valve 0,3 strong for each suspension unit 2 pieces
11				O	367.2.30.151.1	9254938 →	1	Ring valve 0,5 strong for each suspension unit 1 pieces

O = Old part to be used up, new part applicable to both types.  
X = Part omitted, must no longer be used.  
→ 5007 up to Engine-No.  
5008 → from Engine-No.  
→ 2480 up to Chassis-No.  
2481 → from Chassis-No.

M = Motive of Modification: 1) New feature/New part 2) Change in dimension  
3) Change in quality 4) Change in shape 5) Change in part No. only

Signature in spare parts catalogue in spare parts index in spare parts store



# Spare parts - Modification notice



## Service Graz

Order No. 2.60.45/017

DISTRIBUTOR ENGLAND

DATE Februar 1973

PAGE 1

Spare parts catalogue (model)		Re:						
VS50 Sport England		Change in material of layshaft						
Edition May 1972								
Line	Page Group	Ref.No. Pos.	Old spare part No.	O X	New spare part No.	Remarks As from ....	M	Designation
1	19	22 } 23 } 24 }	360.2.13.001.2			→ 6138397		Layshaft z= 11/17/19
2				O	360.7.13.001.2	6138398 →	3	Layshaft * z= 11/17/19
* Marked with an identification groove next to the gear having 11 teeth								

Spare parts catalogue (model)		Re:						
VS50 Sport England		New thrust washer						
Edition May 1972								
Line	Page Group	Ref.No. Pos.	Old spare part No.	O X	New spare part No.	Remarks As from ....	M	Designation
3	19	16	329.1.13.066.1			→ 6138397		Bearing washer 31,7/20/1,5 Gear 3rd speed (24 teeth)
4	19	28	360.1.13.013.1					
5				O	329.3.13.066.1	6138398 →	3	Bearing washer (tempered) 31,7/20/1,5 Gear 3rd speed (24 teeth) Thrust washer 32/21,1/2,2 } * (bronze)
6				O	368.1.13.013.1		1	
7					368.1.13.066.1		1	
* The new parts used jointly replace the previous ones.								

Spare parts catalogue (model)		Re:						
VS50 Sport England		New exhaust flange gasket to compensate displaced flanges						
Edition May 1972								
Line	Page Group	Ref.No. Pos.	Old spare part No.	O X	New spare part No.	Remarks As from ....	M	Designation
8	29	32	050.1615			→ 6138477		Exhaust-flange-gasket
9				O	368.1.16.815.1	6138478 →	1	Exhaust-flange-gasket *
* Interchangeability not applicable to model VS 50 Sport								

*MS50V de luxe Edition Sept. 1972		New Bearing Washer (tempered)						
**MS50D Edition March 1971								
Line	Page Group	Ref.No. Pos.	Old spare part No.	O X	New spare part No.	Remarks As from ....	M	Designation
10	*21**7	*15a**15b	329.1.13.066.1		MS50V	→ 5511979		Bearing Washer
					MS50D	→ 7827074		31,7/20/1,5
11				O	329.3.13.066.1	5511980 →	3	Bearing washer
						7827075 →		31,7/20/1,5 (tempered)

O = Old part to be used up, new part applicable to both types. X = Part omitted, must no longer be used. → 5007 up to Engine-No. 5008 → from Engine-No. → 2480 up to Chassis-No. 2481 → from Chassis-No.	M = Motive of Modification: 1) New feature New part 2) Change in dimension 3) Change in quality 4) Change in shape 5) Change in part No., only			
	Signature	in spare parts catalogue	in spare parts index	in spare parts store