

Steyr-Daimler-Puch (Great Britain) Ltd.



Steyr-Puch House
211 Lower Parliament Street
Nottingham NG 1 1 FZ
ENGLAND

Telephone: Nottingham (0 6 02) 56 5 21
Telex 37197

30
32
8
76
6

MODEL NOMENCLATURE IN U.K.:-

M50 GRAND PRIX
(M50 SDP) = M50 GRAND PRIX 'SPECIAL'
(M50 SDP SPECIAL) = M50 GRAND PRIX 'SUPREME'

England

M50 GRAND PRIX M50 SDP M50 SDP SPECIAL

Spare-Parts Catalogue

Edition March 1976

This catalogue replaces the catalogue edited in May 1975.

M50/E

2/76

907.1.71.520.4



C O N T E N T S

ENGINE

1. CRANKCASE
2. CYLINDER, CRANKSHAFT
3. CLUTCH
4. GEARBOX 4th-speed
5. STARTER MECHANISM
6. FOOT CONTROL
7. CARBURETOR
8. INTAKE SILENCER
9. EXHAUST
10. GENERATOR

CHASSIS

11. FUEL TANK
12. FRAME, TWIN SEAT, LUGGAGE CARRIER
13. MUDGUARDS
14. FOOT BRAKE
15. PIVOTED FORK, CENTRE STAND, PILLION FOOT RESTS
16. SUSPENSION UNIT FOR REAR WHEEL

FRONT FORK

17. FRONT FORK, STEERING
18. HANDLEBAR AND CONTROLS for model Grand Prix
- 18a. HANDLEBAR AND CONTROLS (hydr.pump) for model SDP and SDP Special

ROAD WHEELS

19. CABLES
20. FRONT WHEEL for model GRAND PRIX
- 20a. FRONT WHEEL WITH DISC BRAKE for model SDP
- 20b. FRONT WHEEL WITH DISC BRAKE for model SDP Special
21. REAR WHEEL, DRIVING CHAIN for model Grand Prix and SDP
- 21a. REAR WHEEL, DRIVING CHAIN for model SDP Special
22. SPEEDOMETER, SPEEDOMETER DRIVE, REVOLUTION COUNTER for model GRAND PRIX
- 22a. COCK-PIT, SPEEDOMETER DRIVE compl. for model SDP and SDP Special


ELECTRICAL EQUIPMENT

23. HEADLAMP, ELECTRICAL COMBINATION SWITCH, RATTLE, TAIL-LIGHT, WIRING HARNESS


ACCESSORIES

24. TRAFFICATOR ASSEMBLY
25. TOOLS


To convert millimeters to inches, multiply by 0,03937.



M 50 GRAND PRIX / 1975 / VIEW R.H.S. MODELNUMBER: 64.43.45.0
M 50 GRAND PRIX / 1975 MODELNUMBER: 64.43.45.1
(with new mudguards, new headlamp etc. without front numberplate)



M 50 SDP / 1975 / VIEW L.H.S. MODELNUMBER: 64.43.45.2



M 50 SDP SPECIAL / 1975 / VIEW R. H. S.

MODELNUMBER: 64.43.45.3


These models are available in the following colours:

red bronze	RAL 2002 T	colour code number	84
silver	RAL 9006	colour code number	90
black	RAL 9005	colour code number	30
dull black		colour code number	31

In ordering laquered parts, please do not forget to state the matching colour code number along with the spare-part-number.

e.g. 359.1.22.000.2/

84



I M P O R T A N T

To get a quick and correct settlement of your spare parts orders following statements are necessary:

1. Exact statement of vehicle
2. Engine no.
3. Spare parts no.
4. Description
5. Colour
6. Required quantity
7. Wanted way of delivery

Beside this our general terms of sale and delivery are valuable.

Please direct your orders to:

place for stamp

GENERAL EXPLANATIONS

Statements as "left", "right", "front", "rear" at the description of spare parts are referring to the moving direction of vehicle. The given dimensions (in mm) for particular parts have to be considered as standards. (To convert millimeters to inches, multiply by 0,03937).

A reference number bracketed on the illustrated page means that this number appears several times on the illustrated page.

A ref.no. within brackets before a spare part means, that the said part is only similar to the illustration.

A "N" before the statement of reqd. quantity is marking a standard part. The abbreviation "as reqd." means "as required"; the abbreviation "p.m." means "per meter".

The content of the present manual is not obliging for delivery and quipment of vehicle.

WARRANT

Whereas the undersigned is a Justice of the Peace for the County of ... State of ...

1. Name of defendant
2. Address of defendant
3. Name of complainant
4. Description of offense
5. Date of offense
6. Amount of fine
7. Name of court

That the defendant is guilty of the offense above described.

I hereby certify that the above is a true and correct copy of the original as the same appears in my records.

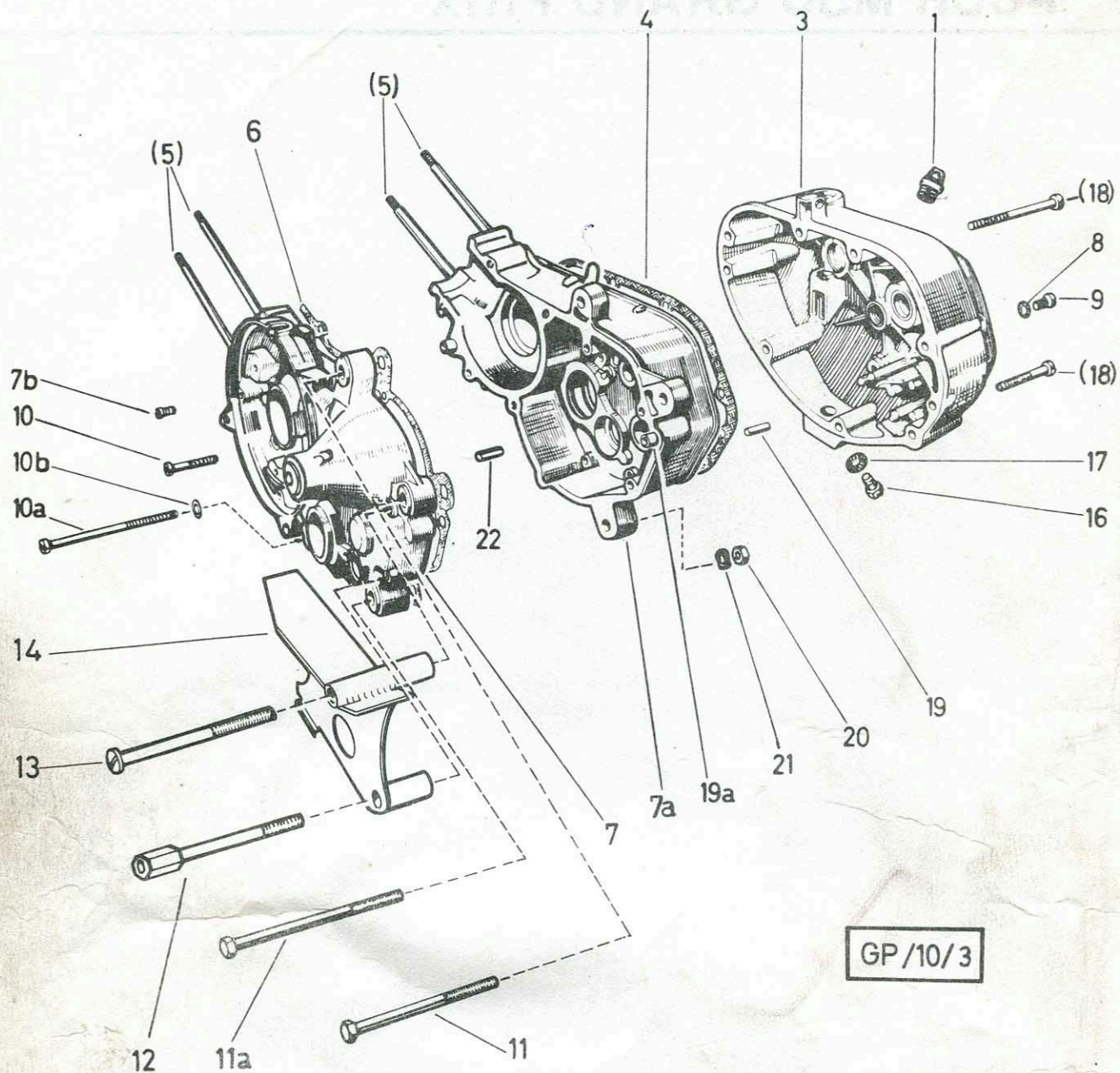
Given under my hand and seal of office this ... day of ... A.D. 19...

Justice of the Peace

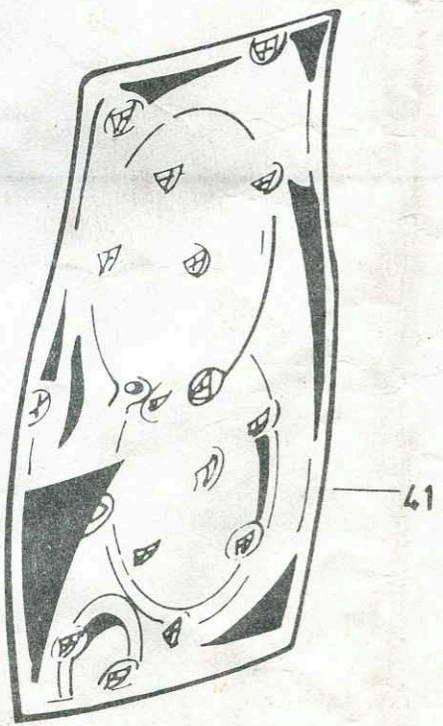
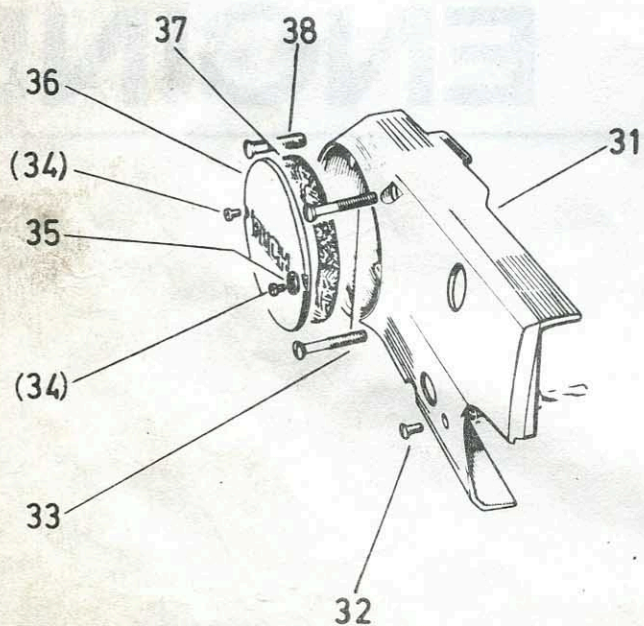
PUCH M50 GRAND PRIX

ENGINE

BUCH M&O GRAND PRIX



GP/10/3




1. CRANKCASE

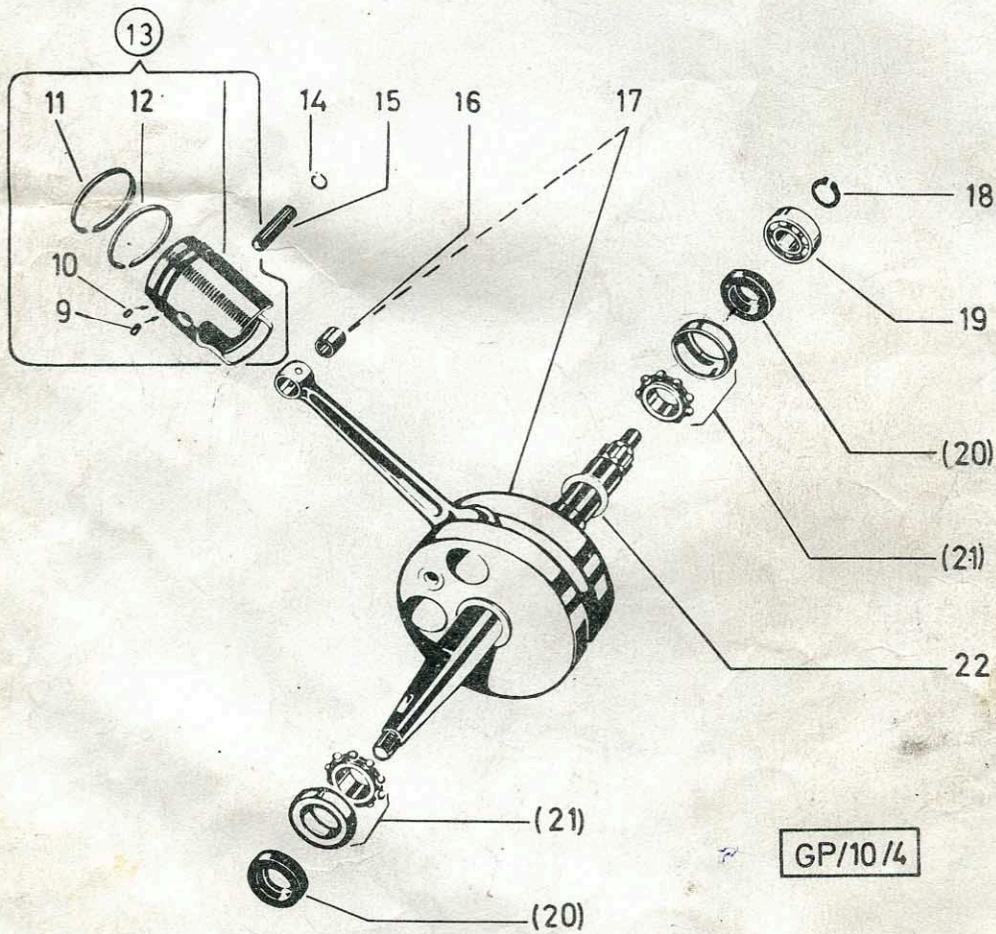
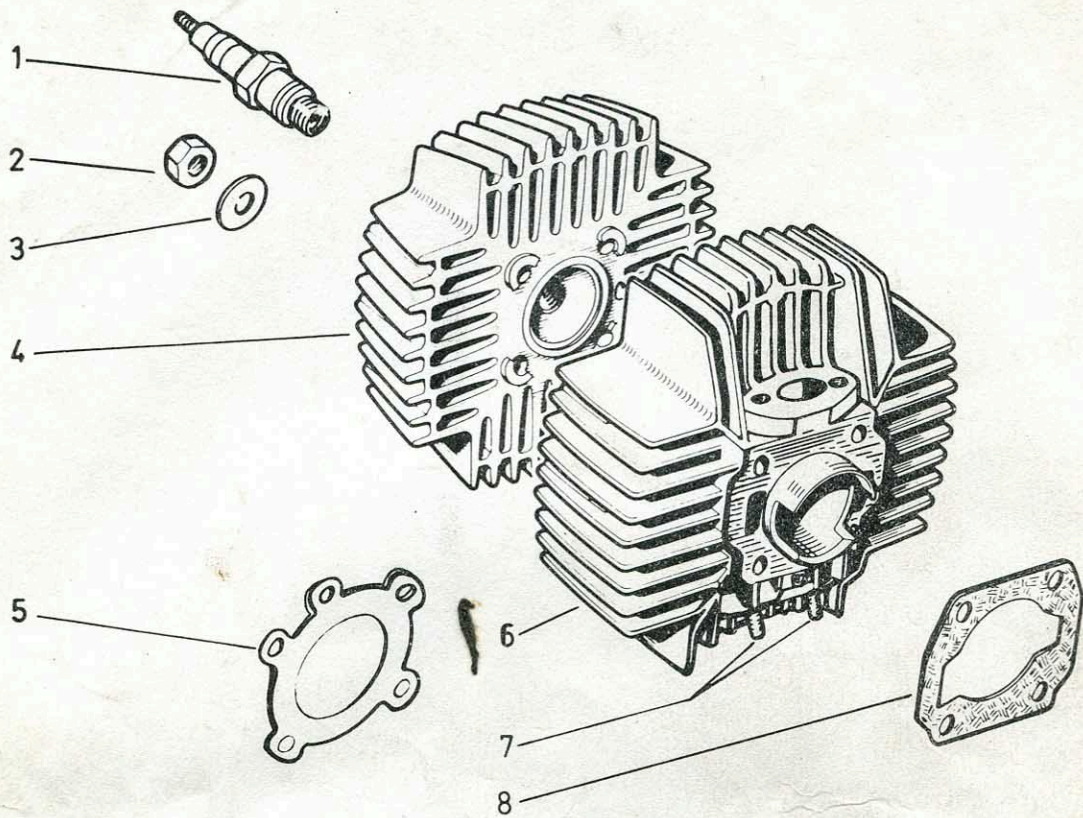
Ref.- No.	Part-No.	Description	Requ. No.		
			M50 Grand Prix	M50SDP	M50SDP Special
1	364.2.10.660.1	OIL FILLER PLUG	1		
3	359.1.10.235.1	CRANKCASE COVER	1		
4	329.1.10.137.1	CRANKCASE COVER GASKET	1		
5	360.1.10.034.1	STUD BOLT (M6, 103 long)	4		
6	328.1.10.731.1	CRANKCASE COVER GASKET	1		
7	329.2.10.132.9	CRANKCASE left	1		
7a	329.1.10.133.9	CRANKCASE right	1		
7b	1426	CHEESE HEAD SCREW AM5x8 DIN 84	N 4		
8	24365	SEALING RING A6x12 DIN 7603	} for oil-control	N 1	
9	900.1305	CHEESE HEAD SCREW M6x8 DIN 84		N 1	
10	900.1319	CHEESE HEAD SCREW M6x35 DIN 84	} for crankcase assembly	N 7 up to ma.2105076	
10a	901.1310	CHEESE HEAD SCREW M6, 83 long		N 6 from ma.2105077	
10b	901.3925	WASHER AL 11/6/2		2	
11	901.1001	HEXAGON SCREW M8x1x75 DIN 960-8.8	} for motor-suspension	N 2	
11a	901.1048	HEXAGON SCREW M8x1x85 DIN 960-8.8		N 1	
(12)	359.1.10.030.1	SCREW (M6, 80 long)		1 up to ma.2105076	
12	359.2.10.030.1	SCREW (M6, 83 long)		1	
13	900.1544	CHEESE HEAD SCREW M6x80 DIN 84	} from ma.2105077	N 1	
14	359.2.10.092.2	CHAIN GUARD		1	
16	901.1053	HEXAGON SCREW M8x10 Sz DIN 933		N 1	
(16)	366.1.10.036.2	MAGNETIC SCREW (M8)		as req.	
17	26482	SEALING RING A8x14 DIN 7603		N 1	
18	900.1221	CHEESE HEAD SCREW CM6x60 DIN 84	} for crankcase cover fixing	N 4	
18	901.1308	CHEESE HEAD SCREW M6x50 DIN 84		N 3	

1. CRANKCASE (cont.)

Requd. No.

Ref. - No.	Part-No.	Description	Requd. No.		
			M50 Grand Prix	M50SDP	M50SDP Special
19	900.4810	CYLINDRICAL PIN 6h8x18 DIN 7	N	2	
19a	050.10.1054	SPACER 10/8/20		2	
20	900.2021	HEXAGON NUT M8x1 DIN 934-6S	}	for motor- suspension	N 3
21	26819	SPRING RING B8 DIN 127			N 3
22	901.4834	SLOTTED HOLLOW PIN 8x14 DIN 1481			N 2
31	359.2.10.264.1	SHEATING		1	
32	900.1672	COUNTERSUNK SCREW M5x16 DIN 964		N 1	
33	900.1682	COUNTERSUNK SCREW M6x45 DIN 964		N 2	
34	900.9108	LENS HEAD SCREW M4x6 DIN 7985		N 2	
35	900.3202	SPRING WASHER A4 DIN 137 (as required)		N 2	
36	359.1.10.065.1	COVER		1	
37	366.1.10.066.1	GASKET for cover		1	
38	900.1681	COUNTERSUNK SCREW M6x40 DIN 964		N 1	
41	359.1.10.010.0	SET OF GASKET		1	



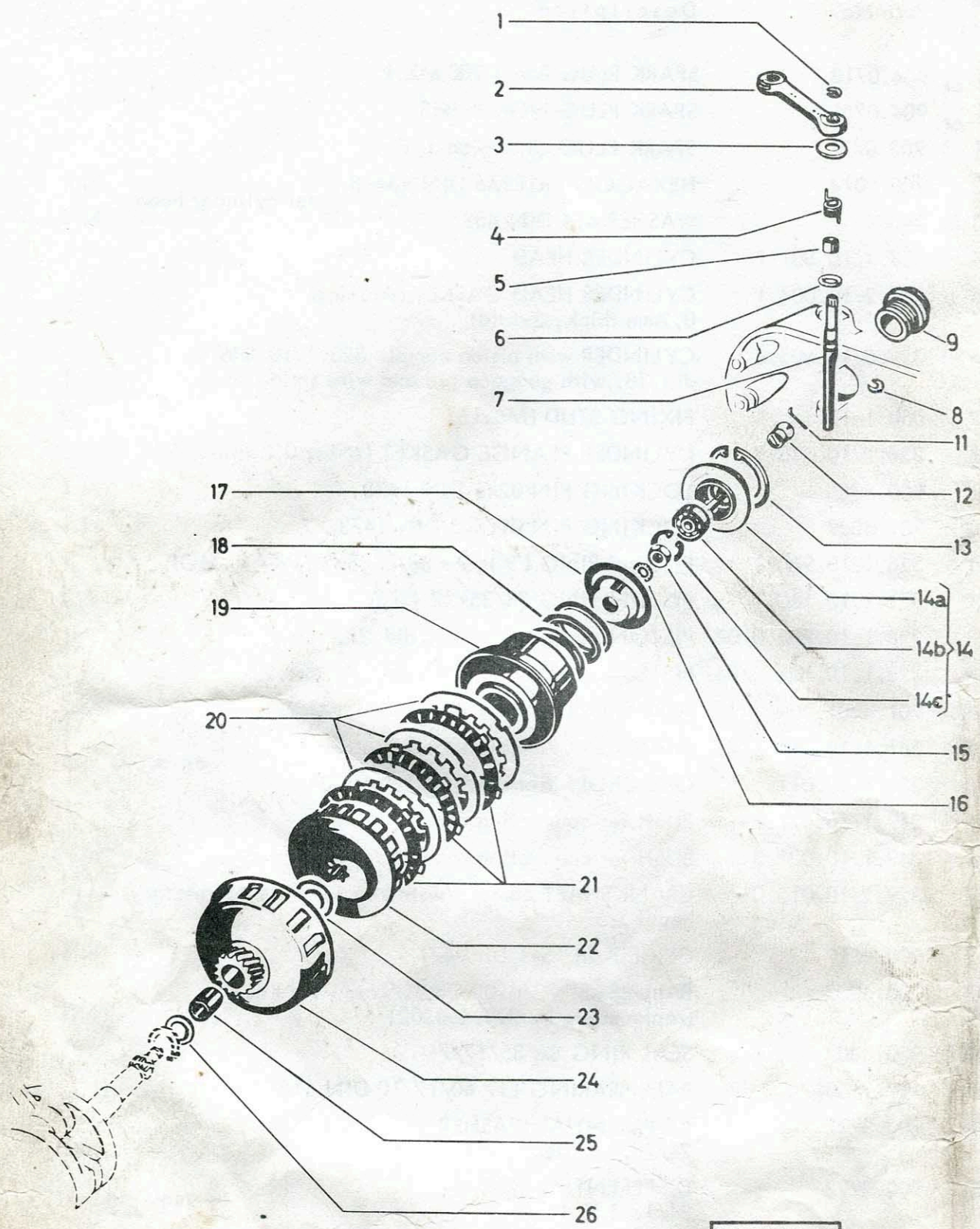


GP/10/4

2. CYLINDER, CRANKSHAFT

Ref.- No.	Part-No.	Description	[M50 Grand Prix M50 SDP M50-SDP Special]
1 or	904.0718	SPARK PLUG Bosch 280 MZ 1	1
1 or	904.0751	SPARK PLUG NGK B-8HS	1
1	903.0771	SPARK PLUG Champion L78	1
2	900.2014	HEXAGON NUT M6 DIN 934-8	N 4
3	24804	WASHER 6,4 DIN 433	N 4
4	328.3.10,801.1	CYLINDER HEAD	1
5	349.2.10.004.1	CYLINDER HEAD GASKET (Alu-foil 0,2mm thick, 2-fold)	1
6	328.8.10,805.0	CYLINDER with piston compl. 328.1.10.806.0, dia.38, with gudgeon pin and wire spring rings	1
7	050.1.1014	FIXING STUD (M6x16)	2
8	328.2.10.513.1	CYLINDER FLANGE GASKET (paper 0,3 thick)	1
9	900.4855	LOCKING PIN \varnothing 2x6 DIN 1473	N 1
10	901.4839	LOCKING PIN \varnothing 1,5x6 DIN 1473	N 1
11	328.1.10.960.1	PISTON RING LS 1,5 - 38/34,6x2Z, KAR, MOP	1
12	331.1.10.160.1 x	PISTON RING 38/35x2Z - FS2 KA KI	1
13	328.1.10.806.0/03 x	PISTON compl., normal, dia.38, sort.1	1
13	328.1.10.806.0/04 x	PISTON compl., normal, dia.38, sort.2	1
14	901.4701 x	WIRE SPRING RING B12 DIN 73123	N 2
15	331.1.10.011.1/12 x	GUDGEON PIN dia.12x31, sort2	1
15	331.1.10.011.1/13 x	GUDGEON PIN dia.12x31, sort.3	1
16	349.1.10.021.1	BUSH for connecting rod 14/11,6/12	1
16	349.1.10.021.3	BUSH for connecting rod (for repair)	as req.
17	329.2.10.015.0 -	CRANKSHAFT compl. (with keyway for woodruff key) bevel 1:5	1
18	900.4619	CIRCLIP Sg 15x1 DIN 471	N 1
19	900.6202	BALL BEARING 6202 C3 35/15/11 DIN 625 (replaceable by 900.4.6202)	(N)1
20	900.3807	SEAL RING BA 35/17/7	2
21	900.2.6007	BALL BEARING L17 40/17/10 DIN 615	(N)2
22	900.3992	DIFFERENTIAL WASHER 24/18,1/0,05	} as required
22	900.3922	DIFFERENTIAL WASHER 24/18,1/0,1	
22	900.3923	DIFFERENTIAL WASHER 24/18,1/0,2	

x Ordering pistons or gudgeon pins we ask to state the required piston assortment 1 or 2.
(Pressed-on no.1 or 2 on piston ground, choose piston as recommendet in our
Service Bulletins.)

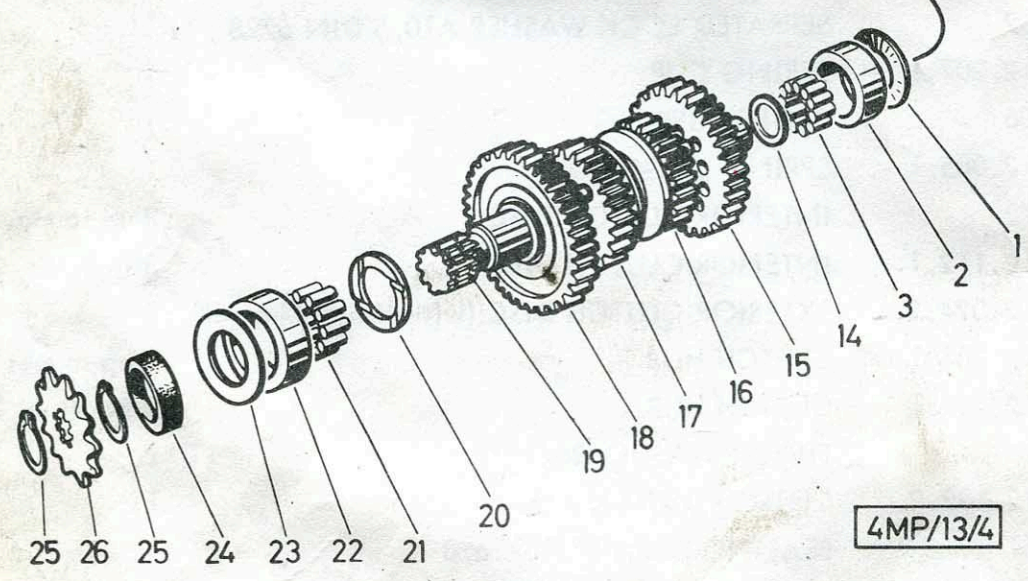
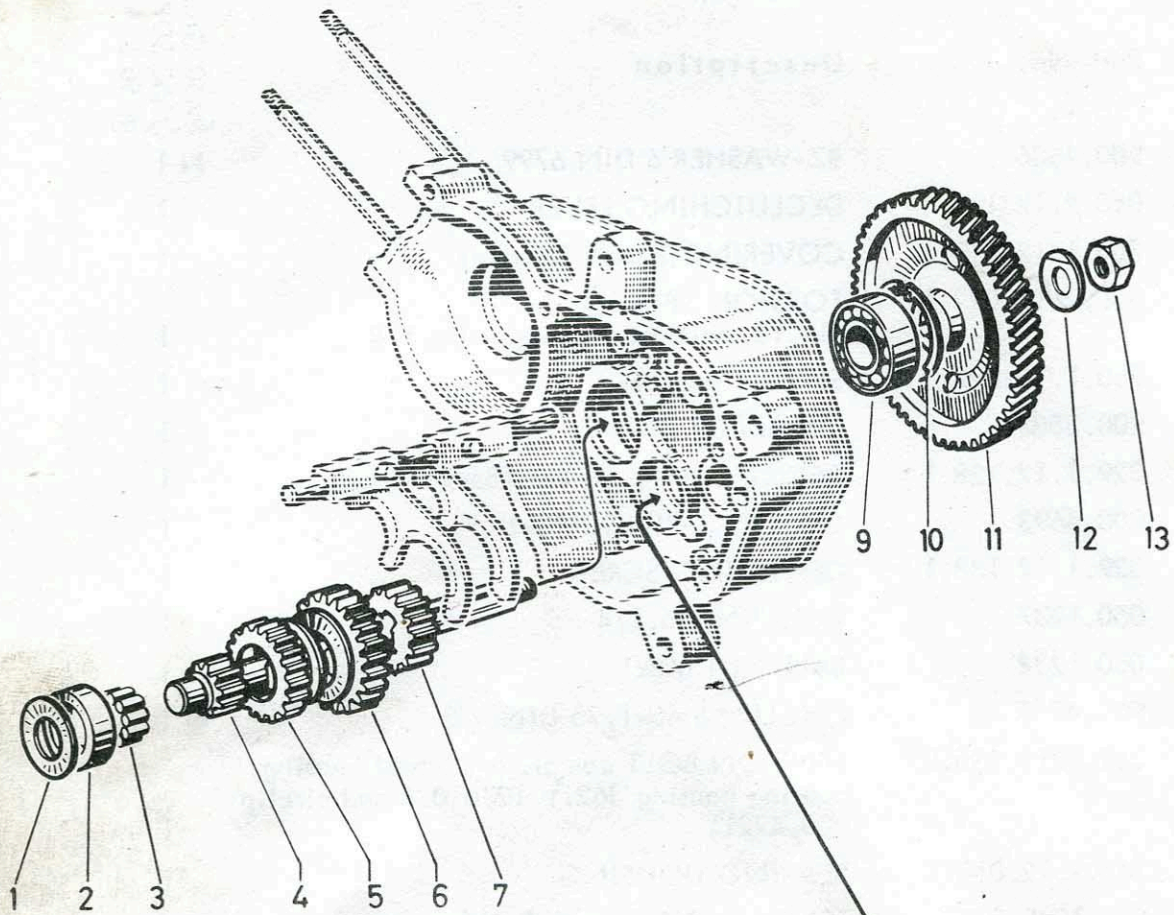


MZ/12/2

3. CLUTCH

Ref.- No.	Part-No.	Description	[M50 Grand Prix M50 SDP M50 SDP Special]
1	900.4606	BZ-WASHER 6 DIN 6799	N 1
2	050.2.1231	DECLUTCHING LEVER	1
3	350.1.12.019.1	COVERING PLATE (plastic)	1
4	350.2.12.022.1	TORSION SPRING dia.15, thickness of wires dia.1,8	1
5	350.1.12.029.1	SPRING GUIDE	1
6	900.3883	OIL SEAL RS 6-9-1,5	1
7	329.1.12.128.1	DECLUTCHING SHAFT (85mm long)	1
8	900.4693	CIRCLIP-C-RING H10x1	1
9	329.1.12.133.1	CENTERING SCREW	1
11	050.1237	WIRE PIN dia.1,4	1
12	050.1234	BALL NUT M8x1	1
13	900.4745	CIRCLIP Sg 45x1,75 DIN 472	N 1
14	362.1.12.030.0	TENSION BOLT compl. (with ball bearing, bearing housing 362.1.12.010.1 and circlip 900.4721)	1
14a	362.1.12.010.1	BEARING HOUSING	1
14b	050.1240.2	TENSION BOLT (with ball bearing, without bearing housing)	1
14c	900.4721	CIRCLIP for bearing housing Sg21x1 DIN 472	N 1
15	900.2320	HEXAGON NUT M10x1 DIN 936-8	N 1
16	900.3262	SERRATED LOCK WASHER A10,5 DIN 6798	N 1
17	362.1.12.007.1	SPRING CUP	1
18	050.1206	CLUTCH SPRING	1
19	362.1.12.005.1	SPRING CAGE	1
(20)	050.1212	INTERIOR CLUTCH DISC	3 up to ma. 2101004
20	329.1.12.112.1	INTERIOR CLUTCH DISC	3 from ma. 2101005
21	350.3.12.024.2	EXTERIOR CLUTCH DISC (with lining Rimoldi)	3
(22)	362.1.12.004.1	CLUTCH HUB	1 up to ma. 2101004
22	329.1.12.104.1	CLUTCH HUB	1 from ma. 2101005
23	050.1215	THRUST WASHER 26/15/1	1
24	329.2.12.102.2	CLUTCH DRUM (19 teeth)	1
25	050.1211	BEARING BUSH 17/15/16,3	1
26	050.1213	THRUST WASHER 22/15/1,7	1

3504120242

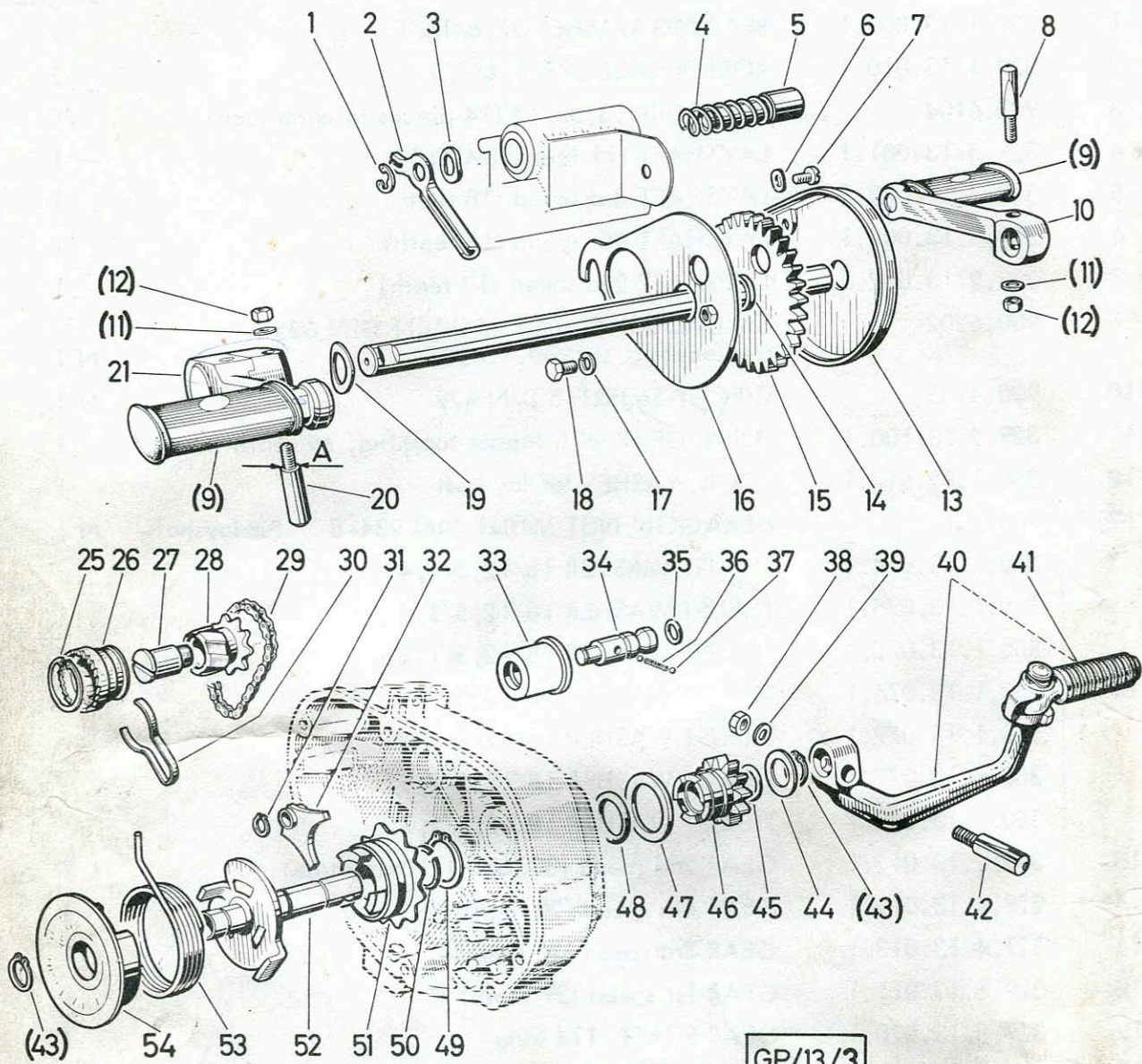


4MP/13/4

4. GEARBOX 4th-speed

M50 Grand Prix
M50 SDP
M50 SDP Special

Ref.- No.	Part-No.	Description	
1	329.1.13.009.1	BEARING WASHER 27, 8/16/1	2
2	329.1.13.010.1	ROLLER RACE 28/19, 4/7, 5	2
3	900.6104	ROLLER dia. 3, 5x7, 5 (14 pieces to each race)	28
*4	329.5.13.001.1	LAYSHAFT (11 teeth) (M10x1)	1
5	329.3.13.003.1	LAYSHAFT 3rd speed (18 teeth)	1
6	329.3.13.004.1	LAYSHAFT 4th speed (18 teeth)	1
7	329.2.13.002.1	LAYSHAFT 2nd speed (17 teeth)	1
9	900.6202	BALL BEARING 6202 35/15/11 DIN 625 (replaceable by 900.4.6202)	N 1
10	900.4735	CIRCLIP Sg35x1, 5 DIN 472	N 1
11	329.2.13.100.1	DRIVE GEAR with tappet toothing, 69 teeth	1
12	350.1.12.613.1	LOCK WASHER for layshaft	1
13	900.2011	HEXAGON NUT M10x1 DIN 934-8 for layshaft	N 1
14	350.1.13.074.1	THRUST WASHER 18/12, 5/1, 4	} as req.
	350.1.13.075.1	THRUST WASHER 18/12, 5/1, 6	
	350.1.13.078.1	THRUST WASHER 18/12, 5/1, 8	
	350.1.13.076.1	THRUST WASHER 18/12, 5/2	
	350.1.13.079.1	THRUST WASHER 18/12, 5/2, 25	
	350.1.13.077.1	THRUST WASHER 18/12, 5/2, 5	
	350.1.13.080.1	THRUST WASHER 18/12, 5/2, 75	
- 15 -	329.2.13.012.1	GEAR 2nd speed (33 teeth) (10mm large)	1
16	329.4.13.014.1	GEAR 4th speed (20 teeth)	1
17	329.4.13.013.1	GEAR 3rd speed (25 teeth)	1
*18	329.5.13.011.1	GEAR 1st speed (39 teeth)	1
19	329.6.13.020.1	GEAR SHAFT 114 long	1
20	368.1.13.066.1	THRUST WASHER (bronze) 32/21, 1/2, 2	1
21	900.6104	ROLLER dia. 3, 5/7, 5	18
22	329.2.13.065.1	OUTER RACE 32/23, 8/7, 5	1
23	329.3.13.066.1	BEARING WASHER 31, 7/20/1, 5	1
24	050.1321	SEAL RING BA 28/17/7	1
25	- 900.4616 -	LOCK RING for gear shaft 16x1 DIN 471	N 2
26	56.1.1322	GEARBOX CHAIN SPROCKET, 13 teeth	1
26	050.1317	GEARBOX CHAIN SPROCKET, 12 teeth	as req.



5. STARTER MECHANISM

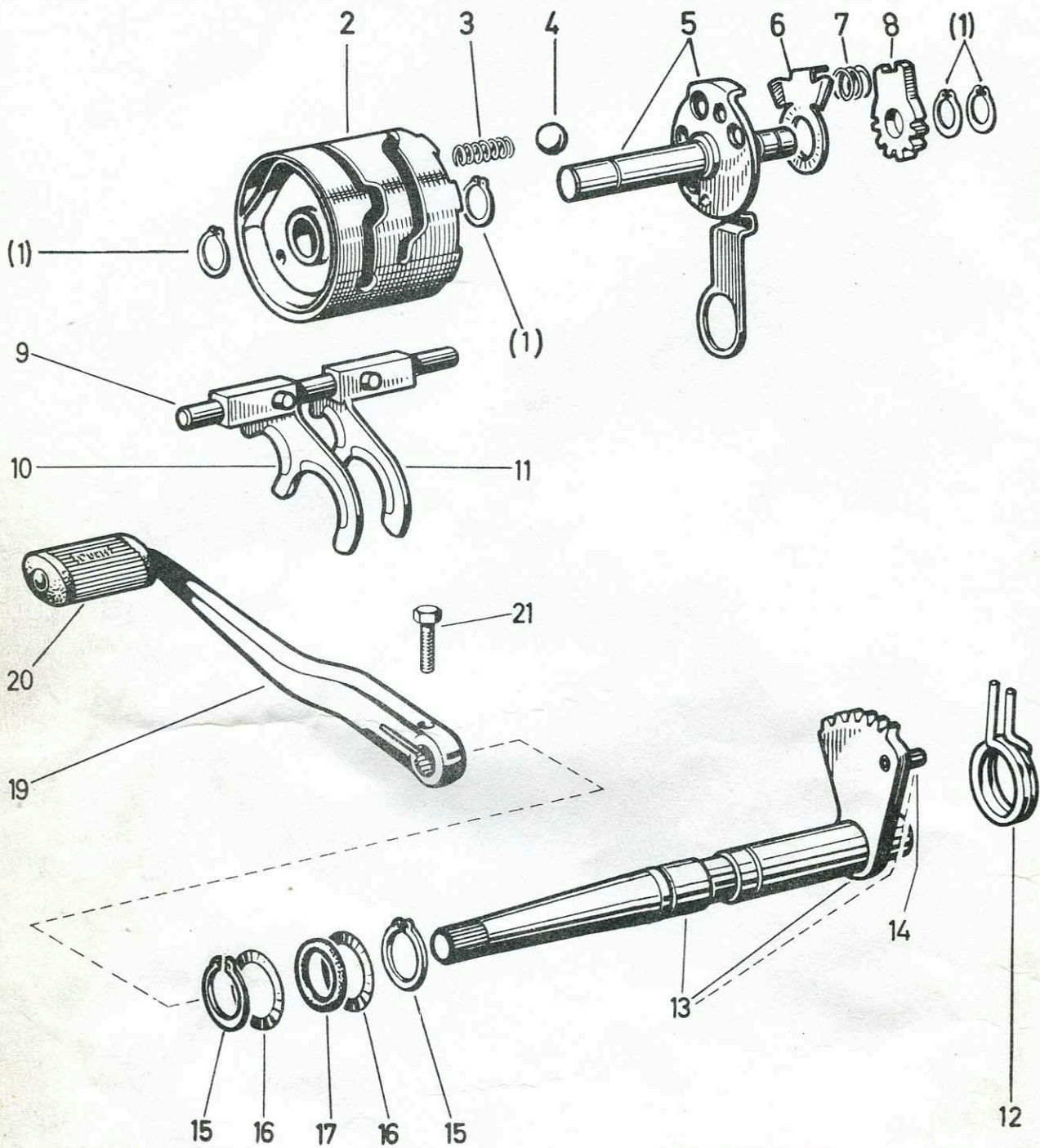
Ref.- No.	Part-No.	Description	Stk. p. Fzg.		
			M50 Grand Prix	M50 SDP	M50 SDP Special
1	900.4611	LOCK WASHER 8 DIN 6799	N	1	
2	359.1.42.234.1	LEVER		1	
3	253.2.2182	SPRING WASHER 17,5/10,9/0,12		1	
4	359.1.42.237.1	THRUST SPRING (29mm long)		1	
5	359.1.42.236.1	BOLT (61,7mm long)		1	
6	900.3217	SPRING WASHER B5 DIN 137	N	2	
7	900.1312	CHEESE HEAD SCREW M5x10 DIN 84	N	2	
8	605.1313	COTTER		1	
9	359.1.42.010.0	PEDALS compl. (without rear reflector)		per pair	
10	050.1340	CRANK r.h.s.		1	
11	900.3926	WASHER 14/6,5/2		2	
12	900.2909	HEXAGON NUT 1/4", 26 gear/inch		2	
13	359.1.42.235.1	COVER		1	
14	359.1.42.238.1	SPACER WASHER 22/16,2/3		1	
15	359.1.42.232.2	PEDAL SPINDLE 308mm long (with welded-on toothed wheel, 31 teeth)		1	
16	359.1.42.230.2	BASE PLATE		1	
17	26834	SPRING RING B6 DIN 127	N	1	
18	25403	HEXAGON NUT M6x8 DIN 933	N	1	
19	900.3994	SPRING WASHER 30/17/0,5		1	
20	605.1313	COTTER, measure a 7,4		1	as required
	600.1.12.011.1	COTTER, measure a 6,9		1	
	600.2.12.011.1	COTTER, measure a 7,2		1	
	600.3.12.011.1	COTTER, measure a 6,7		1	
	600.4.12.011.1	COTTER, measure a 7,6		1	
	364.2.13.342.1	COTTER, measure a 7,5		1	
21	352.1.13.141.0	SPECIAL CRANK compl. l.h.s.		1	
25	900.4731	CIRCLIP 30x1,2 DIN 472	N	1	
26	329.2.13.028.1	TAPPET RING		1	
27	329.1.13.047.1	CLEVIS BOLT		1	
28	329.1.13.027.1	DRIVER (10 teeth)		1	

5. STARTER MECHANISM (cont.)

Ref.- No.	Part-No.	Description	Stk. p. Fzg.		
			M50 Grand Prix	M50 SDP	M50 SDP Special
29	329.1.13.030.0	STARTER CHAIN (26 rollers, endless)	1		
30	329.1.13.034.1	RESTORING SPRING for tappet spring	1		
31	900.4608	CIRCLIP 8x0,8 DIN 471	N 1		
32	359.1.13.286.2	SELECTOR FORK	1		
33	359.1.13.283.1	GUIDE SLEEVE 22/14/26	1		
34	359.1.13.284.1	BOLT for selector fork (58,5 long)	1		
35	900.3793	O-RING RDR 9,3x2,4	1		
36	359.1.13.280.1	THRUST SPRING (13,5 long)	1		
37	22756	BALL 5/32"	2		
38	900.2909	HEXAGON NUT 1/4", 26 gear/inch	1		
39	900.3926	WASHER 14/6,5/2	1		
40	359.1.13.240.0	KICKSTARTER LEVER compl. (with part 41)	1		
41	253.1337	PEDAL RUBBER	1		
42	364.2.13.342.1	COTTER (48 mm long)	1		
43	900.4616	CIRCLIP 16x1 DIN 471	N 2		
44	329.1.13.009.1/23	WASHER 27,8/16/1	1		
45	900.3775	O-RING RDR 16,3x2,4	1		
46	359.1.13.282.1	KICKSTARTER PINION (12 teeth)	1		
47	359.1.13.279.1	THRUST WASHER 43,8/28/2	1		
48	900.3753	O-RING RDR 23,3x2,4	1		
49	900.4623	SNAP RING 28x1,5 DIN 471	N 1		
50	900.4675	RETAINING RING INA WR 16x1,2	1		
51	359.1.13.231.1	DRIVER (17 teeth)	1		
52	359.1.13.232.2	PEDAL SHAFT (110 long)	1		
53	359.1.13.236.1	STARTER SPRING	1		
54	359.2.13.285.1	SPRING COLLAR (replacement for 359.1.13.285.1)	1		



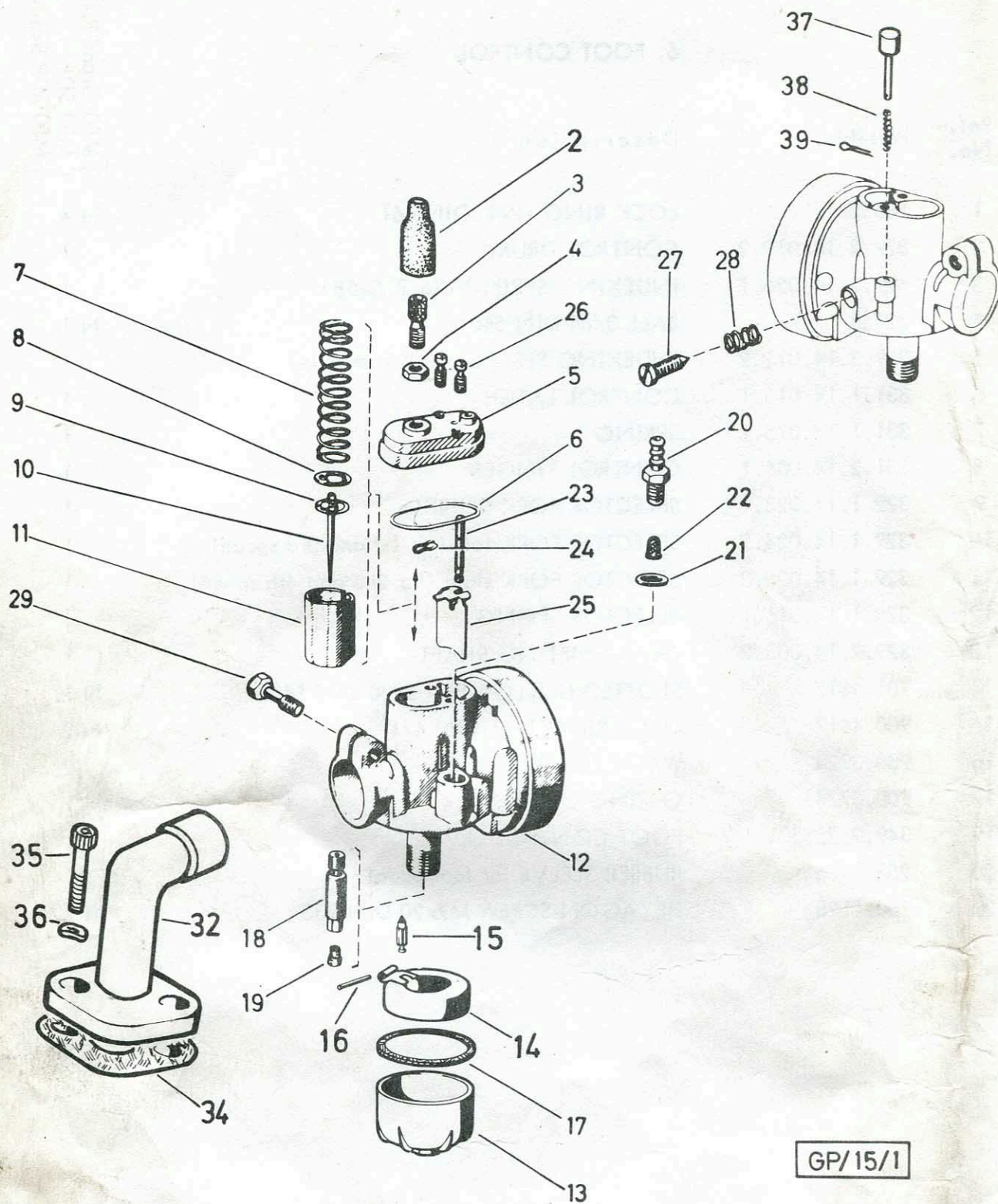
1954



GP/14/1

6. FOOT CONTROL

Ref.- No.	Part-No.	Description	Requid. No.		
			M50 Grand Prix	M50 SDP	M50 SDP Special No.
1	18633	LOCK RING 12x1 DIN 461	N	4	
2	329.2.14.010.2	CONTROL DRUM		1	
3	329.2.14.026.1	INDEXING SPRING dia. 7,5x58		1	
4	22753	BALL 3/8" DIN 5401	N	1	
5	329.3.14.011.2	INDEXING REST (control drum axle)		1	
6	331.1.14.013.1	CONTROL LATCH		1	
7	331.1.14.015.1	SPRING		1	
8	331.2.14.006.1	CONTROL FINGER		1	
9	329.1.14.023.1	SELECTOR FORK SPINDLE		1	
10	329.1.14.024.2	SELECTOR FORK left (for 1st and 3rd speed)		1	
11	329.1.14.025.2	SELECTOR FORK right (for 2nd and 4th speed)		1	
12	329.1.14.016.1	SELECTOR SPRING		1	
13	329.2.14.003.2	GEAR-SHIFTING SHAFT		1	
14	901.4817	SLOTTED HOLLOW PIN 8x20 DIN 1481	N	1	
15	900.4617	LOCK RING 17x1 DIN 471	N	2	
16	900.3924	WASHER 24/17,1/0,5		2	
17	900.3776	O-RING OR 17,3x2,4		1	
19	349.2.25.301.1	FOOT CONTROL LEVER		1	
20	253.1436	RUBBER SLEEVE for foot pedal		1	
21	900.1128	HEXAGON SCREW M7x20 DIN 933	N	1	



GP/15/1

7. CARBURETOR

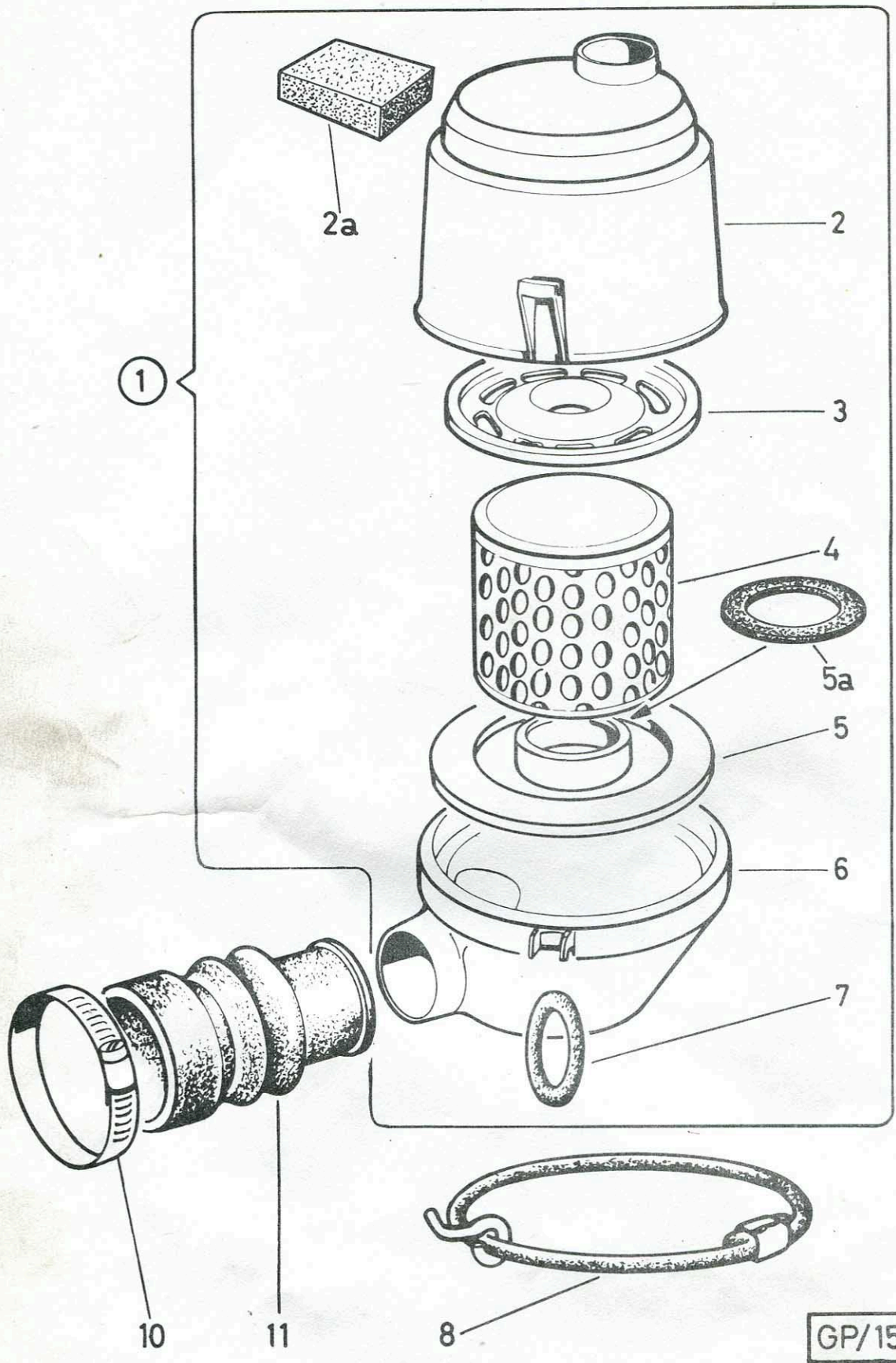
Ref.- No.	Part-No.	Description	Requid. No.		
			M50 Grand Prix	M50 SDP	M50 SDP Special
--	368.1.15.200.0/78	CARBURETOR compl. (without air filter) Bing 1/17/165, Jet-No.78	1		
2	337.1.15.120.1	COVERING SOCKET	1		
3	328.1.15.020.1	CABLE ADJUSTING SCREW (M6x0,75)	1		
4	26779	NUT BM6x0,75, similar DIN 934	N	1	
5	362.1.15.019.2	CARBURETOR HEAD	1		
6	362.1.15.029.1	GASKET for carburetor head	1		
7	362.1.15.031.1	TENSION SPRING for throttle slide	1		
8	362.1.15.014.1	WASHER dia.13x0,5	1		
9	362.1.15.013.1	CLAMPING SPRING	1		
10	368.1.15.816.1	JET NEEDLE (40 long) No.1	1		
11	362.1.15.015.1 ^{xx}	THROTTLE SLIDE No.2	1		
12	-----	CARBURETOR BODY (will not to give off loose!)	-		
13	362.1.15.024.1	FLOAT CHAMBER	1		
14	362.2.15.025.2	RING FLOAT	1		
15	362.2.15.026.2	FLOAT NEEDLE (with Viton top)	1		
16	362.1.15.027.1	PIN for ring float (dia.1,5x17)	1		
17	362.1.15.028.1	GASKET for float chamber 45/41/1,5	1		
18	362.1.15.008.1/20	NEEDLE-JET No.2,20	1		
19	362.1.15.009.1/78	MAIN-JET no. 78	1		
19	362.1.15.009.1/.. ^x	MAIN-JET no. .. ^x	as req.		
20	362.1.15.038.1	NIPPLE	1		
21	900.3702	SEALING RING A8x12 DIN 7603	N	1	
22	362.1.15.037.2	FILTER	1		
23	362.1.15.063.1	PIN (29 long) for starting valve	1		
24	362.1.15.064.1	CLAMPING SPRING for pin	1		
25	362.1.15.065.1	STARTING VALVE	1		
26	050.1535	CAP SCREW for carburetor head	2		
27	362.1.15.011.1	STOP SCREW for throttle slide	1		
28	362.1.15.012.1	TENSION SPRING for stop screw	1		
29	126.1513	CLAMPING SCREW (M6)	1		
32	359.1.15.033.1	MANIFOLD	1		
34	352.1.15.922.1	GASKET (paper)	1		
35	900.9006	CHEESE HEAD SCREW with internal hexagon M6x20 DIN 912-8G	N	2	

^xPlease indicate number of jet
^{xx}Please indicate engraved number

7. CARBURETOR (cont.)

Ref.- No.	Part-No.	Description	Requid.No.		
			M50 Grand Prix	M50 SDP	M50 SDP Special
36	900.3212	SPRING WASHER A6 DIN 137	N	2	
37	328.1.15.036.2	LATCH		1	
38	364.1.15.033.1	SPRING for latch		1	
39	364.1.15.034.1	SPLIT PIN		1	

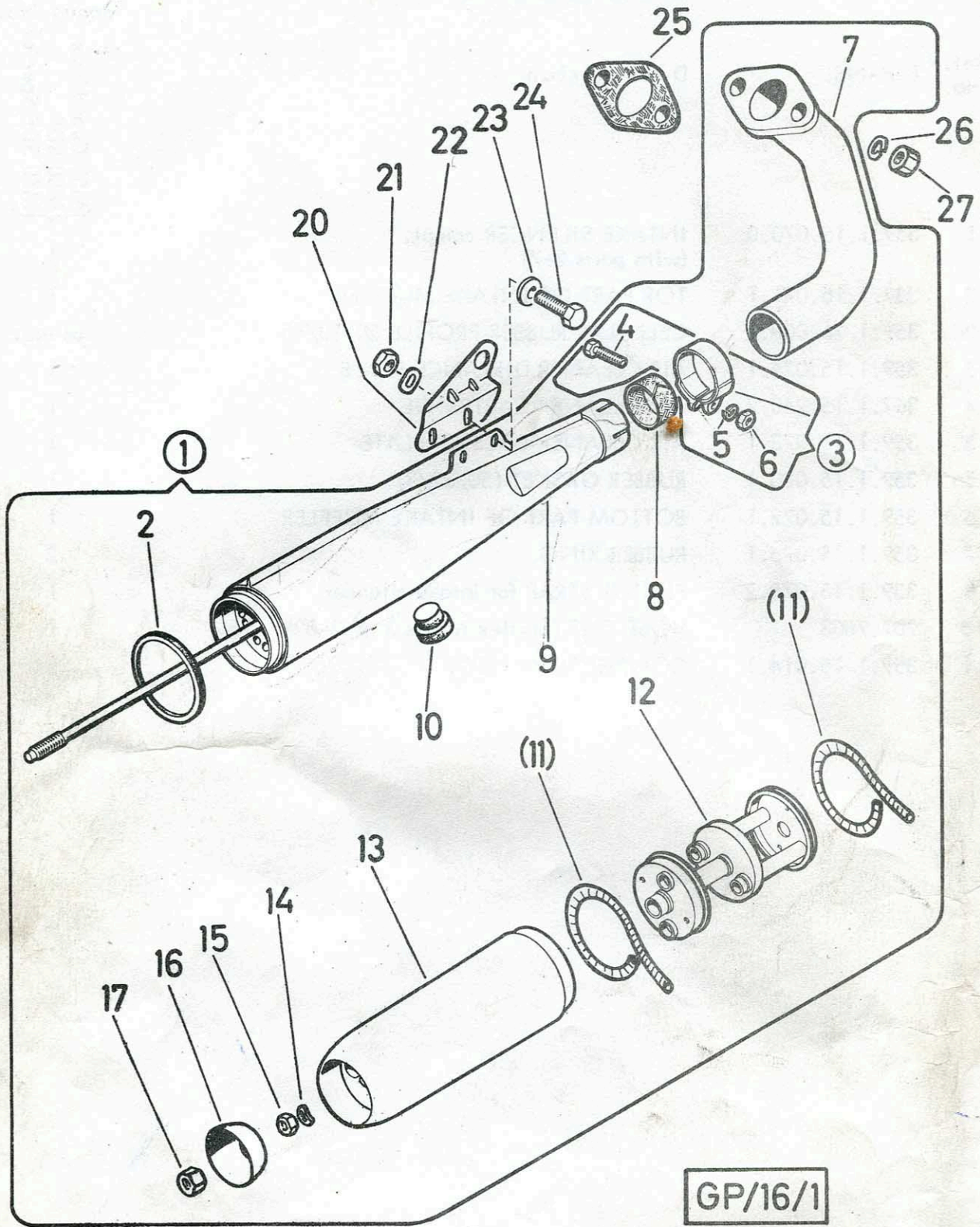




GP/15/4

8. INTAKE SILENCER

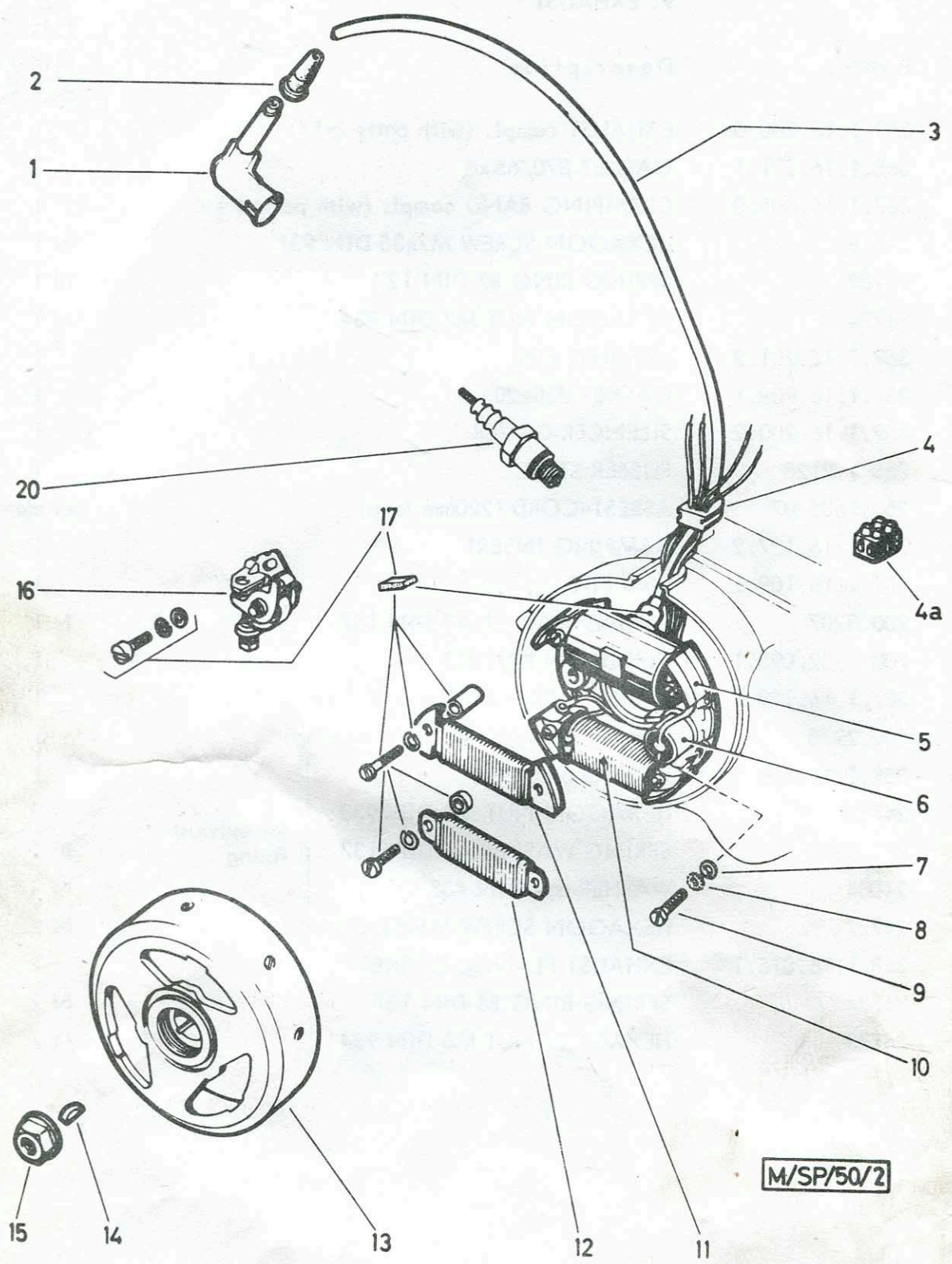
Ref.- No.	Part-No.	Description	Requd. No.		
			M50 Grand Prix	M50 SDP	M50 SDP Special
1	359.1.15.070.0	INTAKE SILENCER compl. (with parts 2÷7)	1		
2	359.1.15.071.1	TOP PART OF INTAKE MUFFLER	1		
2a	359.1.26.008.1	CELLULAR RUBBER PROFILE 20/10/45		as req.	
3	359.1.15.074.1	AIR CLEANER DISTANCE PLATE	1		
4	367.1.15.240.2	AIR CLEANER CARTRIDGE	1		
5	359.1.15.073.1	AIR CLEANER BOLSTER PLATE	1		
5a	359.1.15.080.1	RUBBER GASKET (50/32/3)	1		
6	359.1.15.072.1	BOTTOM PART OF INTAKE MUFFLER	1		
7	359.1.15.075.1	RUBBER RING	2		
8	359.1.15.078.2	FIXING STRAP for intake silencer	1		
10	901.9803	HOSE CLIP (Serflex Minus 3 Ø62-82)	1		
11	359.1.15.014.1	CONNECTION PIECE	1		



9. EXHAUST

Ref.- No.	Part-No.	Description	Requid. No.		
			M50 Grand Prix	M50 SDP	M50 SDP Special
1	359.1.16.200.0	EXHAUST compl. (with parts 2÷17)	1		
2	368.1.16.811.1	GASKET $\varnothing 70/65 \times 6$	1		
3	367.1.16.005.0	CLAMPING BAND compl. (with parts 4 ÷ 6)	1		
4	24218	HEXAGON SCREW M7x35 DIN 931	N	1	
5	29189	SPRING RING B7 DIN 127	N	1	
6	24774	HEXAGON NUT M7 DIN 934	N	1	
7	359.1.16.201.2	EXHAUST PIPE	1		
8	352.1.16.908.1	GASKET $\varnothing 30 \times 20$	1		
9	359.1.16.200.2	SILENCER COVER	1		
10	050.1.2123	RUBBER STOP	1		
11	253.1635/07	ASBEST-CORD (220mm long)		per meter	
12	337.1.16.127.2	DAMPING INSERT	1		
13	337.1.16.109.1	END PIPE	1		
14	900.3207	SPRING WASHER A7 DIN 137	N	1	
15	700.1.32.095.1	HEXAGON NUT M7	1		
16	337.1.16.129.1	EXHAUST DEFLECTOR	1		
17	900.2975	HEXAGON NUT M7 (self-locking)	1		
20	359.1.16.208.1	FIXING BRACKET	1		
21	24773	HEXAGON NUT M6 DIN 933	N	2	} for exhaust- fixing
22	900.3212	SPRING WASHER A6 DIN 137	N	2	
23	24804	WASHER 6,4 DIN 433	N	2	
24	24927	HEXAGON SCREW M6x12 DIN 933	N	2	
25	368.1.16.815.1	EXHAUST FLANGE GASKET	1		
26	26834	SPRING RING B6 DIN 127	N	2	
27	24773	HEXAGON NUT M6 DIN 934	N	2	

Exhaust
9 EXHAUST



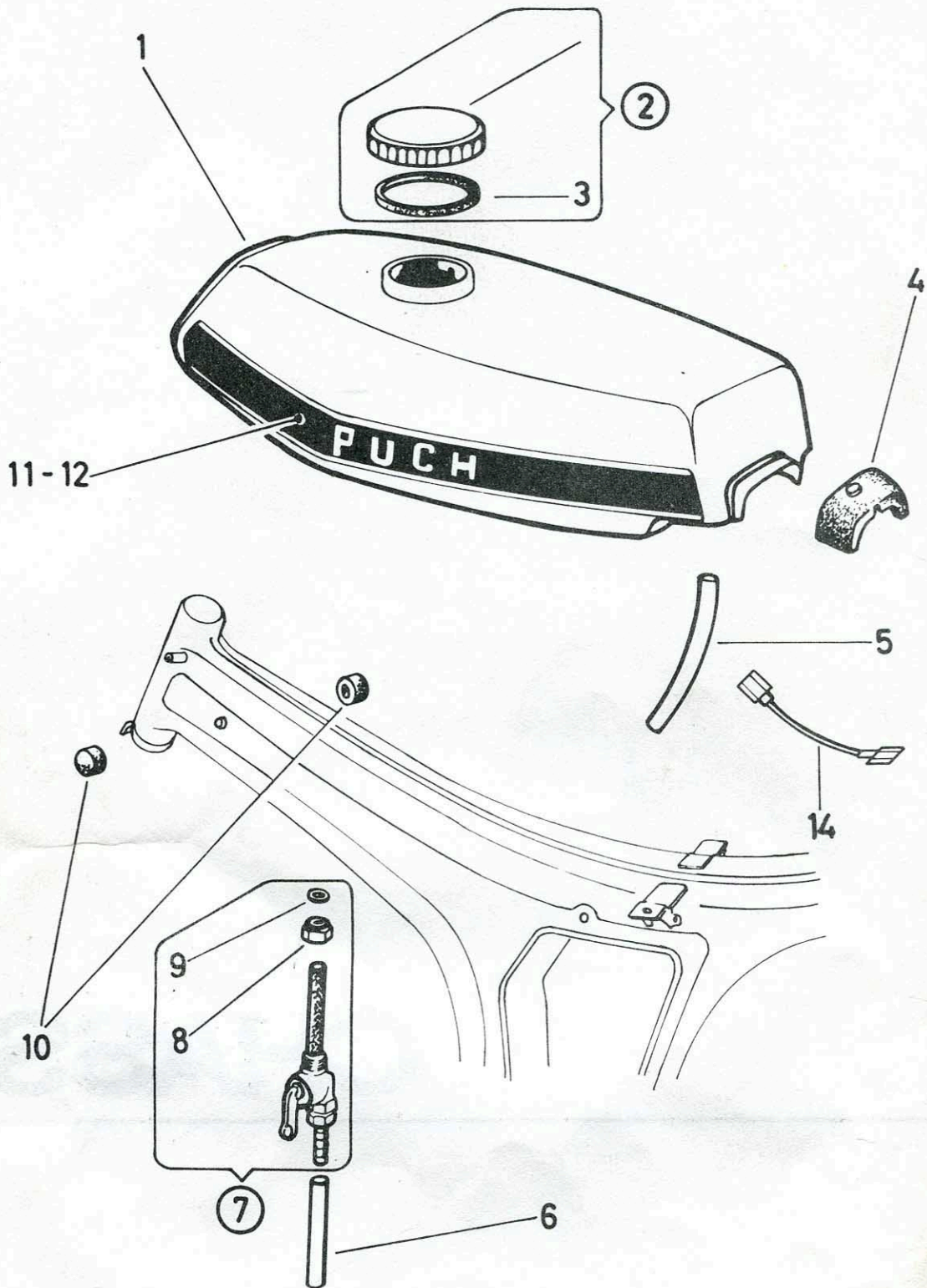
M/SP/50/2

10. GENERATOR

Ref.- No.	Part-No.	Description	Requd. No.		
			M50 Grand Prix	M50 SDP	M50 SDP Special
--	360.5.50.200.0	MAGNETO GENERATOR compl. (Bosch 0 212 122 035) RB1 (L) 6V 17/5W (replacement for 360.5.50.000.0)	1		
1	350.9.52.005.0	SUPPRESSOR PLUG (cable plug) (Messrs. Merit)	1		
2	350.2.52.007.1	CAP for ignition cable gasket outside	1		
3	050.5207	IGNITION CABLE dia.5 (530mm long)		p.m.	
4	352.2.10.010.1	RUBBER SOCKET	1		
4a	51.1.5703	SOFT-RUBBER CLAMPING (two rows)	1		
5	364.4.50.512.2	IGNITION ARMATURE (Bosch 2 204 211 030)	1		
6	500.2.50.013.2	CONDENSER (Bosch 1 237 330 037)	1		
7	901.3941	WASHER 8/4, 2/1	3		
8	900.3253	SERRATED LOCK WASHER J4, 3 DIN 6798	N 3		
9	27458	LENS HEAD SCREW AM4x15 DIN 85	N 3		
10	360.2.50.011.2	GENERATOR ARMATURE (Bosch 1 214 210 042)	1		
11	360.5.50.014.2	GENERATOR ARMATURE (Bosch 1 214 210 153)	1		
12	-----	not for this model	-		
13	360.5.50.210.2	FLYWHEEL (Bosch 1 215 254 605) (replacement for 364.4.50.510.2)	1		
14	900.4503	WOODRUFF-KEY 3x3, 7 DIN 6888	N 1		
15	901.2943	HEXAGON NUT with band M10x1-8	1		
16	302.3.50.015.0	CONTACT-SET (Bosch 1 217 013 021) (replacement for 302.2.50.015.0)	1		
17	360.5.50.017.0	SET FOR PARTS compl. (Bosch 1 217 010 007)	1		
20	-----	PLUG - please see group cylinder, engine parts	-		

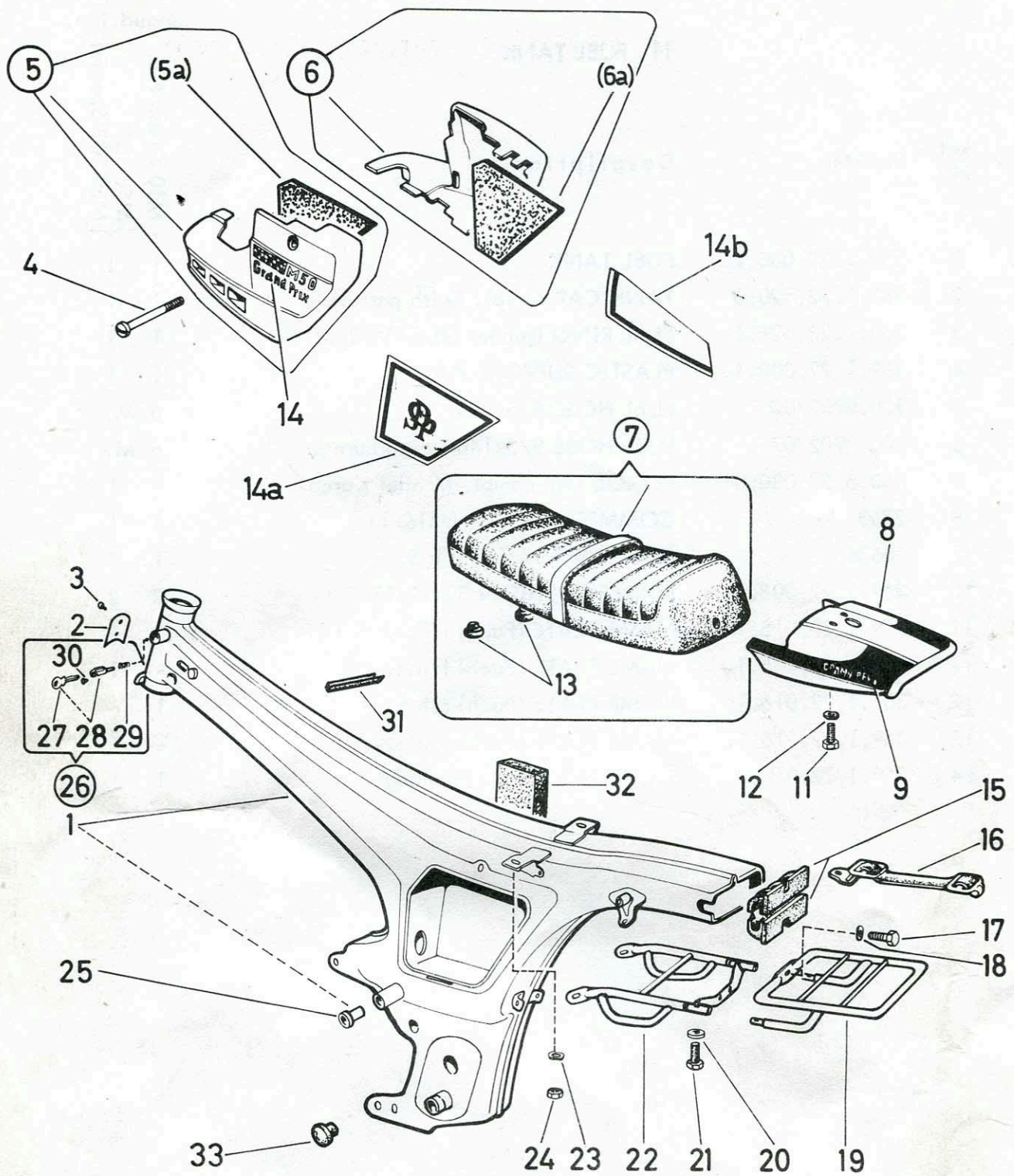


CHASSIS



GP/22/2

Ref.- No.	Part-No.	Description	Requd. No.	
			M50 Grand Prix	M50 SDP M50 SDP Special
1	359.1.22.000.2	FUEL TANK	1	1
2	360.1.22.520.0	TANK CAP compl. (with part 3)	1	1
3	360.1.22.521.1	SEAL RING (rubber 58,5/38/2,5)	1	1
4	359.1.22.009.1	PLASTIC SUPPORT PVC	1	1
5	900.0902/07	FUEL HOSE 9/5x230	p. M.	
6	900.0902/07	FUEL HOSE 9/5x140 for carburetor	p. M.	
7	350.5.22.030.0	PETROL TAP compl. (Model Karco)	1	1
8	27634	COMMETING NUT (M16x1)	1	1
9	16636	SEAL RING 14/10,5/1,5	1	1
10	359.1.22.008.1	RUBBER CUSHION 32/19/17	2	2
11	359.1.22.015.1	NAME PLATE (Puch) l.h.s.	1	-
11	359.1.22.215.1 -	NAME PLATE (Puch) l.h.s. -	-	1 -
12	359.1.22.016.1	NAME PLATE (Puch) r.h.s.	1	-
12	359.1.22.216.1 •	NAME PLATE (Puch) r.h.s. -	-	1
14	359.1.22.010.2	EARTHING LEAD (100 long)	1	1



GP/20/2

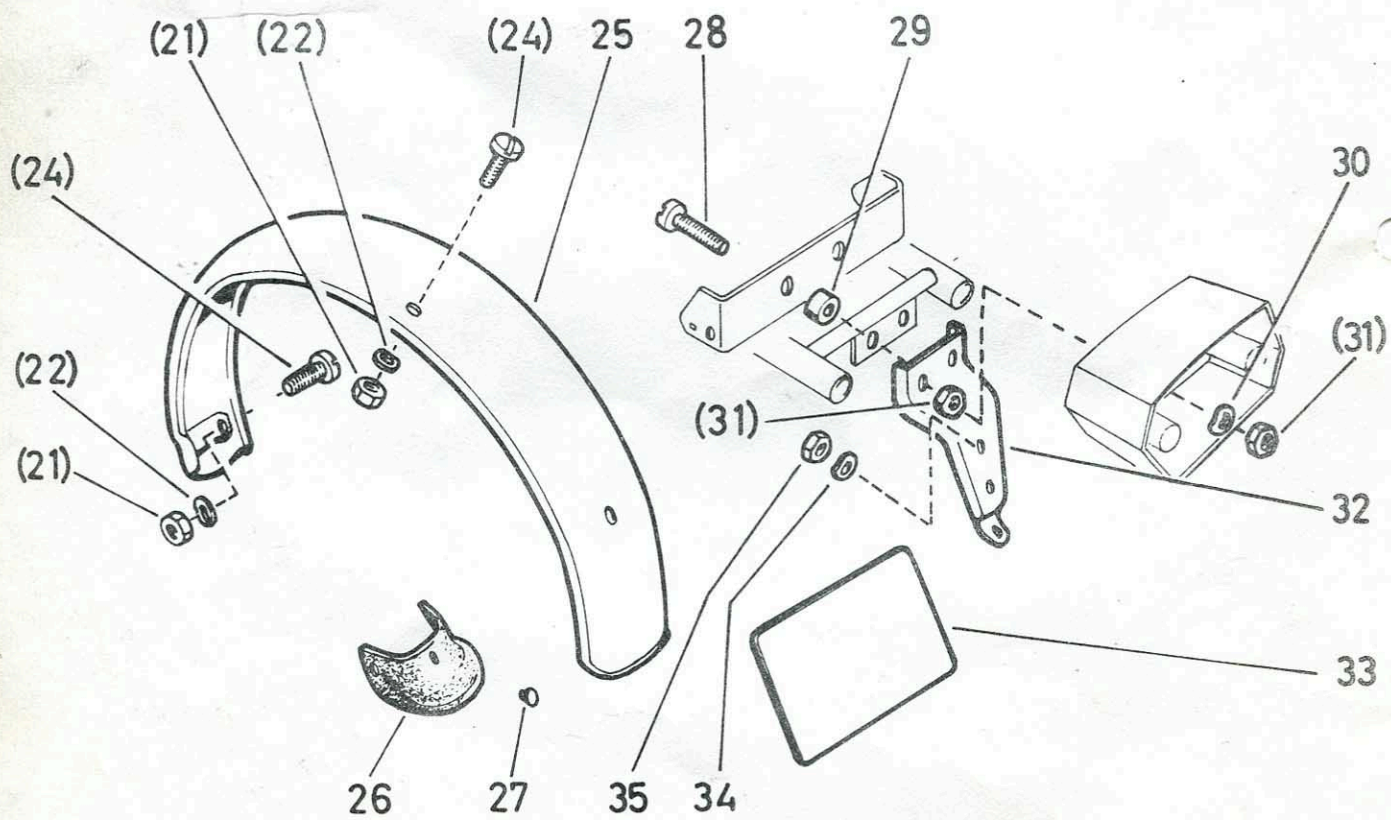
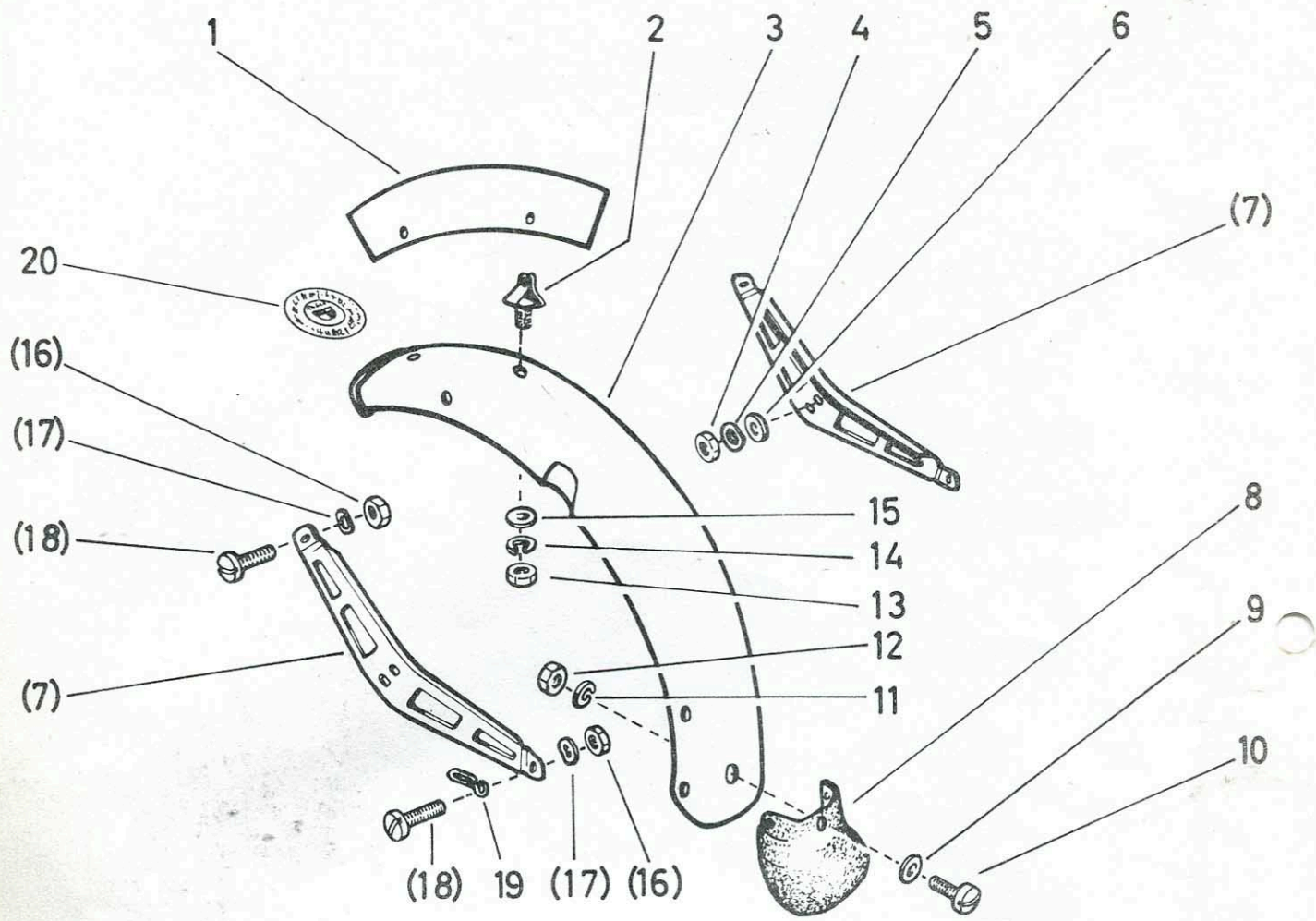
12. FRAME, TWIN SEAT, LUGGAGE CARRIER

Ref.- No.	Part-No.	Description	Reqd.No.		
			M50 Grand Prix	M50 SDP M50 SDP Special	
1	359.2.20.200.0	FRAME compl. (with pressed-on bearing bushes and bearing bushings) (replacement for 359.1.20.200.0)	1	1	
2	328.4.20.533.1	TYPE PLATE	1	1	
3	600.2.58.013.1	POP-RIVET 2,4x7,5	2	2	
4	359.1.26.007.1	LOCKING SCREW M6, 55 long	2	2	
5	359.1.26.005.2	COVER l.h.s. (with part 5a)	1	1	
5a	359.1.26.045.1	DAMPER PLATE	1	1	
6	359.1.26.006.2	COVER r.h.s. (with part 6a)	1	1	
6a	359.1.26.046.1	DAMPER PLATE	1	1	
7	359.1.33.000.0	TWIN SEAT compl. (with part 13)	1	1	
8	359.1.29.005.1	FAIRING	1	1	
9	359.2.29.015.0	TRANSFER PICTURE l.h.s. and r.h.s. (Grand Prix)	per pair	-	
(9)	359.1.29.215.0	TRANSFER PICTURE l.h.s. and r.h.s. (Grand Prix)	-	per pair	
11	24928	HEXAGON SCREW M6x16 DIN 933	} for fairing fixing	N 2	2
12	900.3212	SPRING WASHER A6 DIN 137		N 2	2
13	050.1.2123	RUBBER BUFFER	2	2	
14	328.3.26.026.1	NAME PLATE (M50 Grand Prix)	2	-	
14a	359.1.26.215.0	TRANSFER PICTURE l.h.s. and r.h.s. (SDP)	-	per pair	
14b	359.1.26.217.0	TRANSFER PICTURE (gold line)	-	per pair	
15	359.1.20.006.1	RUBBER SEALING	2	2	
16	359.1.29.010.1	STRAP	1	1	
17	24927	HEXAGON SCREW M6x12 DIN 933	} for luggage carrier fixing on twin seat	N 1	1
18	900.3212	SPRING WASHER A6 DIN 137		N 1	1

12. FRAME, TWIN SEAT, LUGGAGE CARRIER
(cont.)

Ref.- No.	Part-No.	Description	Requd.No.	
			M50 Grand Prix	M50 SDP M50 SDP Special
19	359.1.29.000.2	LUGGAGE CARRIER	1	1
20	24794	WASHER 5,3 DIN 125	N 2	2
21	900.1168	HEXAGON SCREW M5x25 DIN 933-8.8		
		} for luggage carrier fixing		as requd.
22	359.2.55.015.2	TAIL LIGHT SUPPORT (replacement for 359.1.55.015.2)	1	1
23	900.3211	SPRING WASHER B8 DIN 137	N 2	2
24	24775	HEXAGON NUT M8 DIN 934	N 2	2
25	349.1.42.005.1	BEARING BUSHING 20/16/19	2	2
26	330.1.20.052.0/10	LOCK compl. "Neiman" (with parts 27÷30)	1	1 up to ma. 2103676
(26)	359.1.20.052.0/10	LOCK compl. "Neiman" (with parts 27÷30)	1	1 from ma. 2103677
27	350.2.30.023.1	RESERVE KEY (please indicate key-number!)	1	1
28	330.1.20.052.0	LOCK compl. "Neiman" (with 2 keys)	1	1 up to ma. 2103676
(28)	359.1.20.052.0	LOCK compl. "Neiman" (with 2 keys)	1	1 from ma. 2103677
29	330.1.20.059.1	TENSION SPRING	1	1 up to ma. 2103676
(29)	367.1.20.159.1	TENSION SPRING	1	1 from ma. 2103677
30	330.1.20.060.1	NOTCHED ALUMINIUM PIN	1	1
31	364.2.20.660.8	EDGING (70 long)	1	1
32	359.1.26.012.1	DAMPER PLATE 100/60/21,5	1	1
33	359.1.20.028.1	PLUG	2	2





GP/27/2

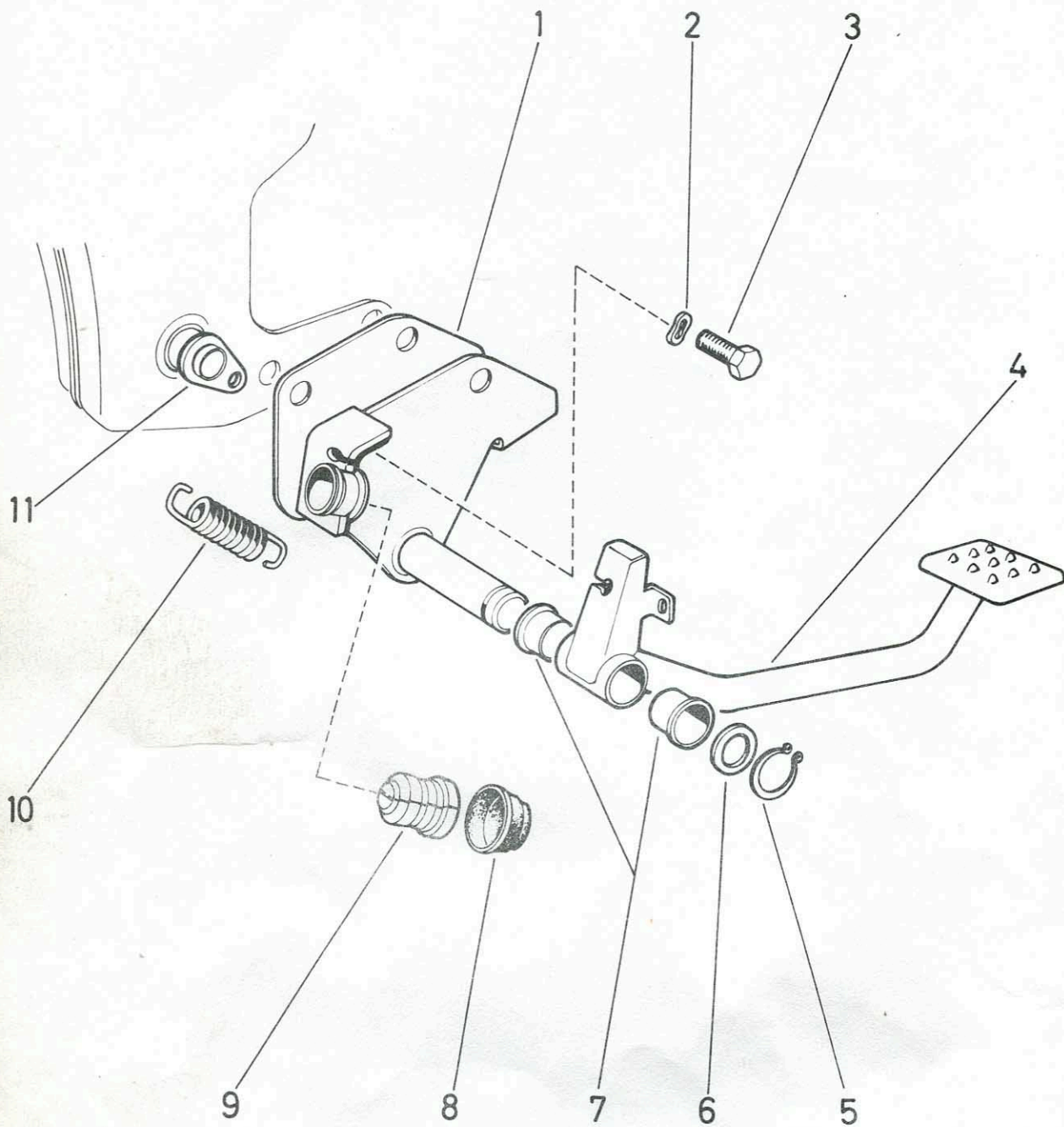
13. MUDGUARDS

Ref. No.	Part-No.	Description	Requd. No.		
			Grand Prix	SDP	SDP Special
1	050.1.2705	PLATE FOR NUMBER front	1	-	-
2	050.1.2707.2	SUPPORT for number-plate, front	2	-	-
} as required					
3	359.1.27.200.1	FRONT MUDGUARD	1	-	- up to ma. 2101050
(3)	359.2.27.100.1	FRONT MUDGUARDS	1	-	- from ma. 2101051
			-	1	1
4	900.2015	HEXAGON NUT M7 DIN 934-8	N 4	4	4
5	900.3266	SPRING WASHER B7 DIN 137	N 4	4	4
6	250.3025	WASHER 17/7,5/2,5	1	-	-
7	359.1.27.102.1	SUPPORT for mudguard	2	2	2
8	367.1.27.014.1	SPLASH GUARD	1	-	-
9	900.3076	WASHER A6,4 DIN 9021	N 3	-	-
10	900.1321	CHEESE HEAD SCREW AM6x12 DIN 84	N 3	-	- up to ma. 2101050
11	26834	SPRING RING B6 DIN 127	N 3	-	-
12	24773	HEXAGON NUT M6 DIN 934	N 3	-	-
13	900.2106	HEXAGON NUT M6 DIN 555	N 2	-	-
14	26834	SPRING RING B6 DIN 127	N 2	-	-
15	24804	WASHER 6,4 DIN 433	N 2	-	-
} as requd.					
16	900.2106	HEXAGON NUT M6 DIN 555	N 4	4	4
17	900.3212	SPRING WASHER A6 DIN 137	N 4	4	4
18	900.1538	LENS HEAD SCREW M6x12 DIN 85	N 4	4	4
19	359.1.27.105.1	CABLE GUIDE	2	1	1
20	349.2.27.013.1	TRANSFER PICTURE (WORLD-CHAMPION)	1	1	1
21	900.2106	HEXAGON NUT M6 DIN 555	N 5	5	5
22	900.3212	SPRING WASHER A6 DIN 137	N 5	5	5
24	900.1538	LENS HEAD SCREW M6x12 DIN 85	N 5	5	5
25	359.1.27.010.2	REAR MUDGUARD	1	-	- up to ma. 2101050
(25)	359.3.27.110.2	REAR MUDGUARD (with parts 26 and 27)	1	-	- from ma. 2101051
			-	1	1

13. MUDGUARDS (cont.)

Ref.- No.	Part-No.	Description	Requd. No.		
			M50 Grand Prix	M50 SDP	M50 SDP Special
26	359.2.27.120.1	SPLASH GUARD	1	-	- from ma. 2101051
			-	1	1
27	900.4197	RIVET with flat head 4x6 Al	3	-	- from ma. 2101051
			-	3	3
28	24577	CHEESE HEAD SCREW AM6x25 DIN 84	N 2	2	2
29	364.1.10.066.1	ADAPTOR 12/6, 3/6	2	2	2
30	900.3926	WASHER 14/6, 5/2	2	2	2
31	900.2106	HEXAGON NUT M6 DIN 555	N 4	4	4
32	359.1.27.018.1	SUPPORT FOR MUDGUARD	1	1	1
33	359.1.27.025.2	LISENCE PLATE	1	1	1
34	900.3217	SPRING WASHER B5 DIN 137	N 2	2	2
35	900.2105	HEXAGON NUT M5 DIN 555	N 2	2	2



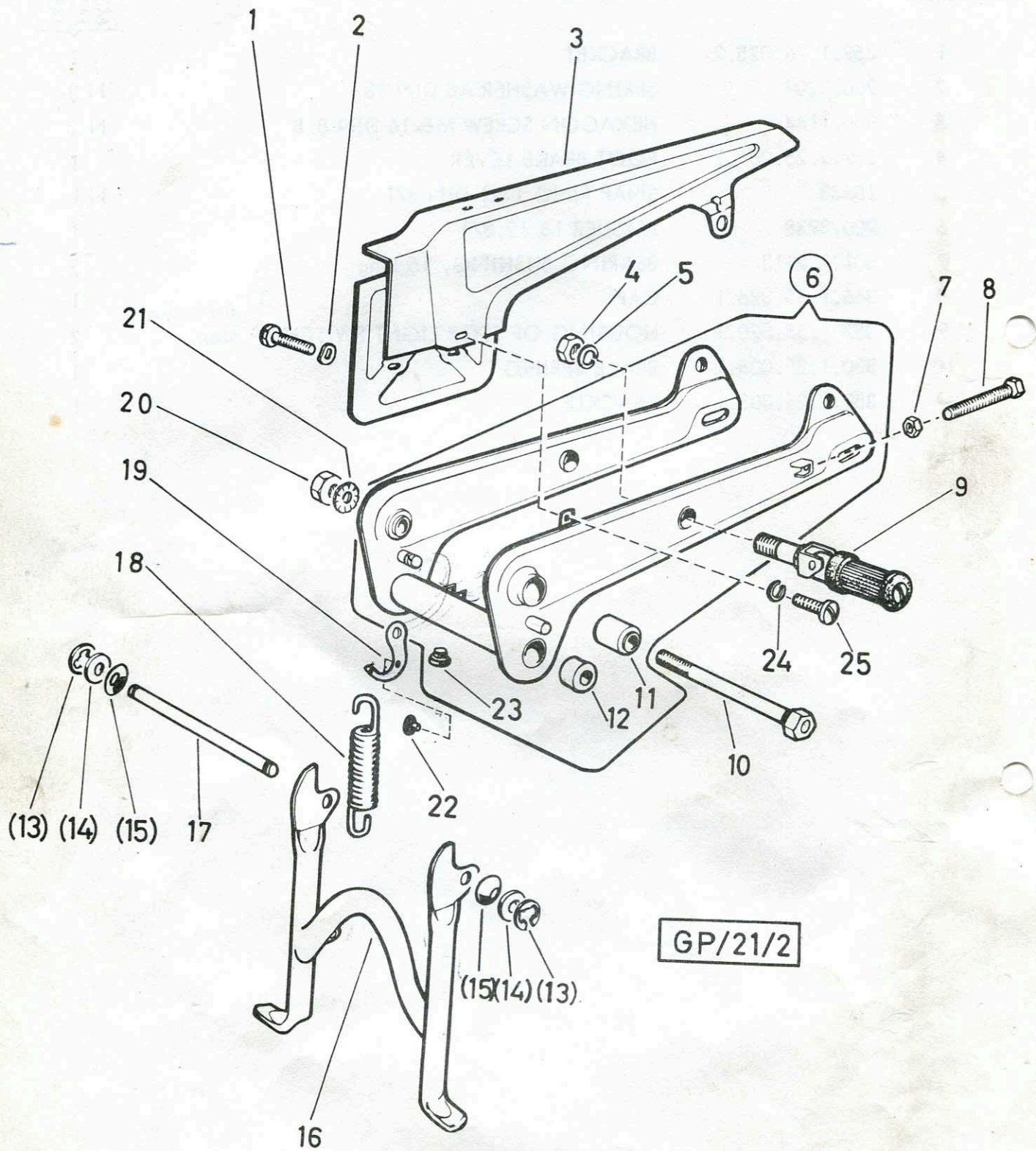


GP/25/1

14. FOOT BRAKE

Ref.- No.	Part-No.	Description	Requd. No.		
			M50 Grand Prix	M50 SDP	M50 SDP Special
1	359.1.26.028.2	BRACKET	1		
2	900.3209	SPRING WASHER A8 DIN 137	N 2		
3	900.1144	HEXAGON SCREW M8x16 DIN 8.8	N 2		
4	359.2.25.001.2	FOOT BRAKE LEVER	1		
5	18633	SNAP RING 12x1 DIN 471	N 1		
6	900.3938	WASHER 18/12,3/1	1		
7	501.1.2613	BEARING BUSHING, 15 long	2		
8	366.1.55.025.1	CAP	1		
9	357.1.55.020.1	HOUSING OF STOP LIGHT SWITCH	2		
10	330.1.25.006.1	BRAKE SPRING	1		
11	359.1.25.003.1	SHACKLE	1		

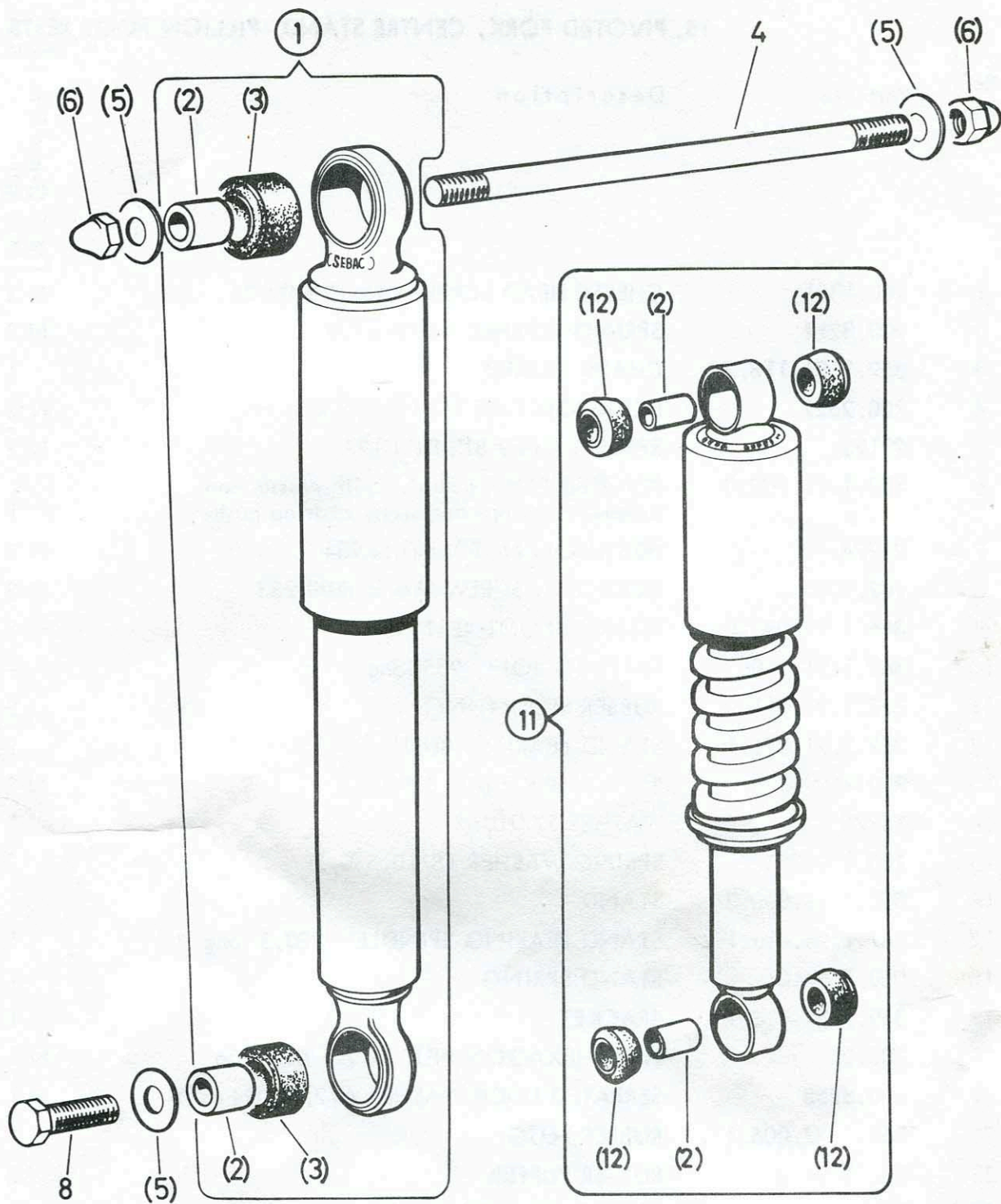
} for brake stop



15. PIVOTED FORK, CENTRE STAND, PILLION FOOT RESTS

Requid. No.

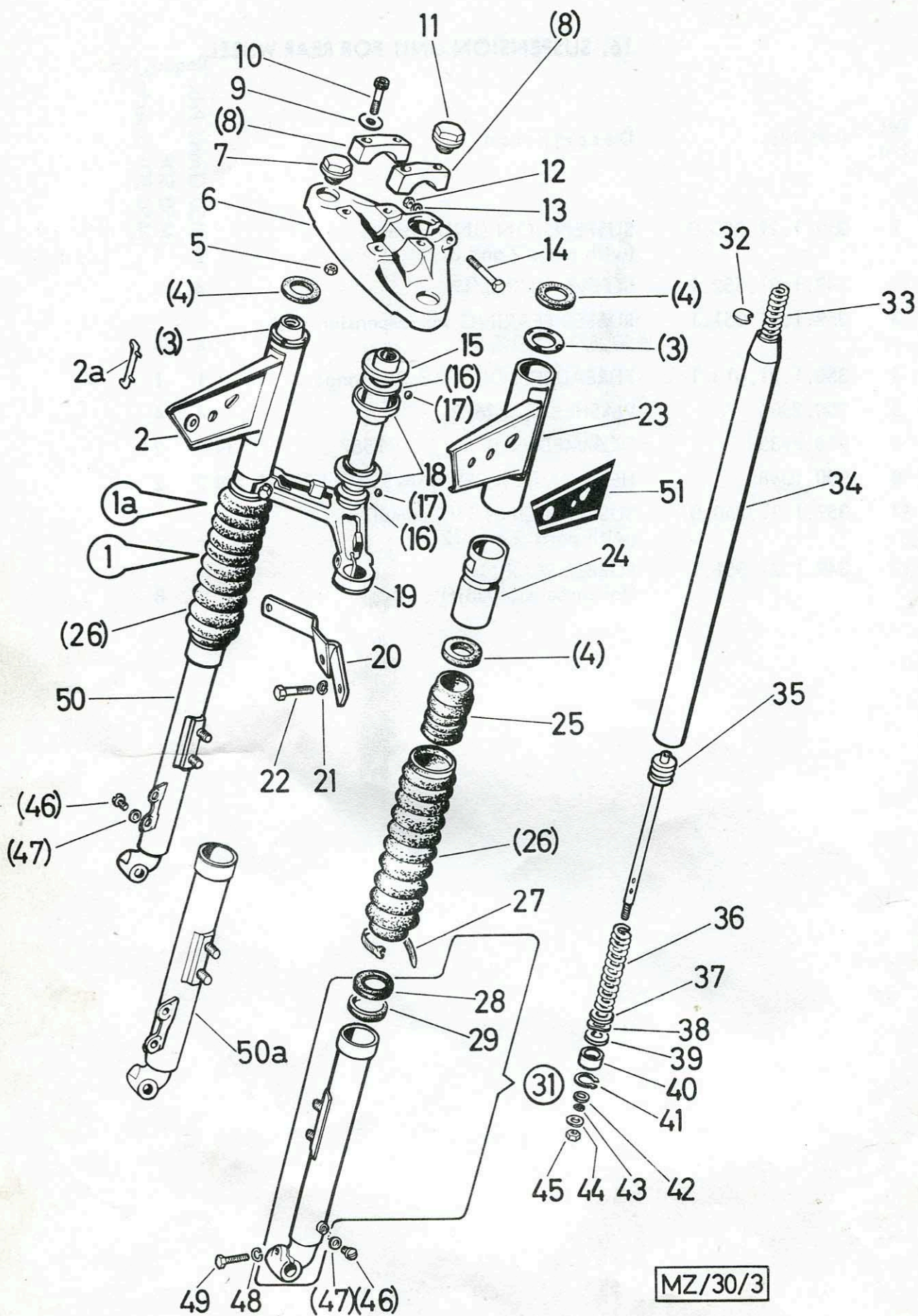
Ref.- No.	Part-No.	Description	Requid. No.		
			M50 Grand Prix	M50 SDP	M50 SDP Special
1	900.1321	CHEESE HEAD SCREW M6x12 DIN 84	N	2	
2	900.3212	SPRING WASHER A6 DIN 137	N	2	
3	359.1.21.118.2	CHAIN GUARD			1
4	900.2322	HEXAGON NUT M12 DIN 936	N	2	
5	29193	SPRING RING B12 DIN 127	N	2	
6	359.1.21.100.0	PIVOTED FORK compl. (with pressed-on rubber mountings and stand bearing bushes)			1
7	24774	HEXAGON NUT M7 DIN 934	N	2	
8	902.1005	HEXAGON SCREW M7x50 DIN 933	N	2	
9	366.1.29.025.0	PILLION FOOT REST compl.			2
10	367.1.21.010.2	BEARING BOLT, 235 long			1
11	367.1.21.011.2	RUBBER MOUNTING			2
12	367.2.21.021.1	STAND BEARING BUSH			2
13	900.4609	BZ-WASHER 9 DIN 6799	N	2	
14	14778	WASHER 21/10,5/1			2
15	100.1.1235	SPRING WASHER 18/10,5/0,2			2
16	359.1.24.000.2	STAND			1
17	367.1.24.013.1	STAND BEARING SPINDLE 220,5 long			1
18	050.1.2410	STAND SPRING			1
19	359.1.24.016.1	BRACKET			1
20	900.2316	THIN HEXAGON NUT M12x1 DIN 936	N	1	
21	900.3258	SERRATED LOCK WASHER A12,5 DIN 6798	N	1	
22	364.1.27.006.1	RUBBER PLUG			1
23	050.1.2123	RUBBER PUFFER			2
24	29190	SPRING RING B5 DIN 127	N	1	
25	900.1501	LENS HEAD SCREW M5x8 DIN 85	N	1	



MZ/21/3

16. SUSPENSION UNIT FOR REAR WHEEL Requid. No.

Ref.- No.	Part-No.	Description	M50 Grand Prix	M50 SDP M50 SDP Special
1	359.1.21.050.0	SUSPENSION UNIT compl. (with parts 2 and 3)	2	1
2	349.1.21.552.1	SLEEVE 12/8,3/19	4	4
3	359.1.21.051.1	RUBBER BEARING for suspension unit 20,5/11,5/17,5	4	-
4	350.1.21.013.1	THREADED BOLT (M8,214 long)	1	1
5	250.2506	WASHER 8,5/26/2	4	4
6	900.2935	DOMMED NUT M8 DIN 1587	N 2	2
8	900.1048	HEXAGON SCREW M8x35 DIN 931-8.8N 2	2	2
11	359.1.21.250.0	SUSPENSION UNIT compl. (with parts 2 and 12)	-	2
12	349.1.21.551.1	RUBBER BEARING (for suspension unit)	-	8



MZ/30/3

Ref.- No.	Part-No.	Description	Requd.No.		
			M50 Grand Prix	M50 SDP	M50 SDP Special
17. FRONT FORK, STEERING					
1	359.4.30.100.0	FRONT FORK compl.	1	-	- up to ma. 2101050
1	359.5.30.100.0	FRONT FORK compl.	1	-	- from ma. 2101051
1a	359.1.30.200.0	FRONT FORK compl.	-	1	- up to ma. 2103776
1a	359.2.30.200.0	FRONT FORK compl.	-	1	- from ma. 2103777
			-	-	1
2	359.2.30.144.2	HEADLAMP CARRIER, right	1	-	-
2	359.3.30.144.2	HEADLAMP CARRIER, right	-	1	1
2a	350.1.27.003.1	BOWDEN CABLE GUIDE	-	1	1
3	359.2.30.148.1	THRUST WASHER 40/26/1	2	2	2
4	367.2.30.040.1	INTERMEDIATE RING 39/31,5/3,7	4	4	4
5	900.2015	HEXAGON NUT M7 DIN 934 N	4	4	4
6	328.1.30.007.1	TOP FORK YOKE	1	1	1
7	359.1.30.112.1	COVER SCREW	2	2	2
8	366.1.30.102.1	HANDLEBAR CLAMP	2	-	-
9	501.1.24.060.1	WASHER	4	-	-
10	900.1135	HEXAGON SCREW M7x45 DIN 931-8.8	N 4	-	-
11	367.1.30.052.1	SCREW	1	1	1
12	900.2012	HEXAGON NUT M7 - 8	1	1	1
13	24796	WASHER 7,4 DIN 125	N 1	1	1
14	900.1135	HEXAGON SCREW M7x45 DIN 931-8.8	N 1	1	1
15	25222	PROTECTOR	1	1	1
16	25220	TAPARED RING	2	2	2
17	25226	BALL $\emptyset 5$	42	42	42
18	25221	BALL SLEEVE	2	2	2
19	359.2.30.106.2	LOWER FORK YOKE	1	1	1
20	359.1.30.059.2	BRACKET (for rattle)	1	1	1
21	29189	SPRING RING B7 DIN 127	N 2	2	2
22	901.1018	HEXAGON SCREW M7x28 DIN 931-8.8	N 2	2	2
23	359.2.30.143.2	HEADLAMP CARRIER, left	1	1	1
24	359.1.30.137.1	OUTER TUBE (65 long)	2	2	2

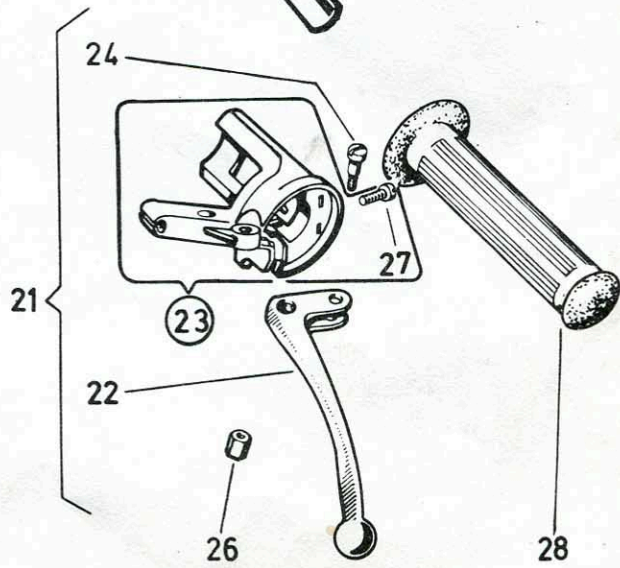
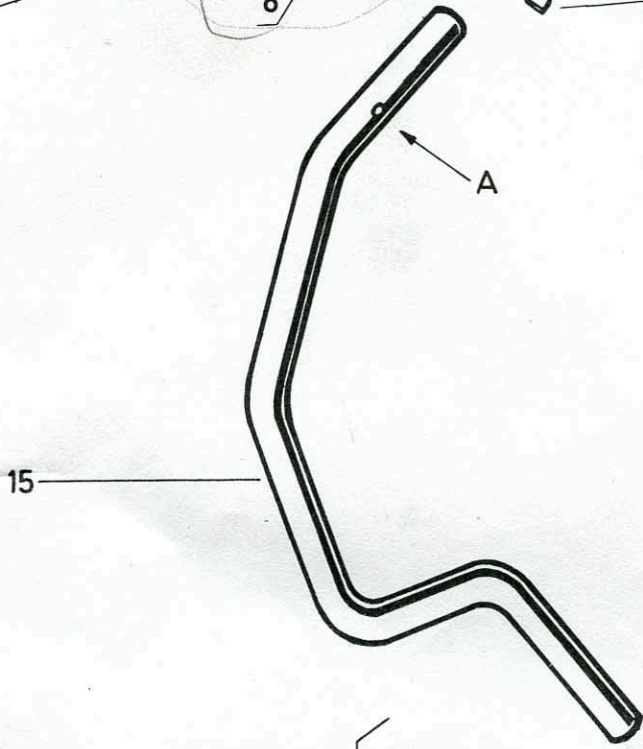
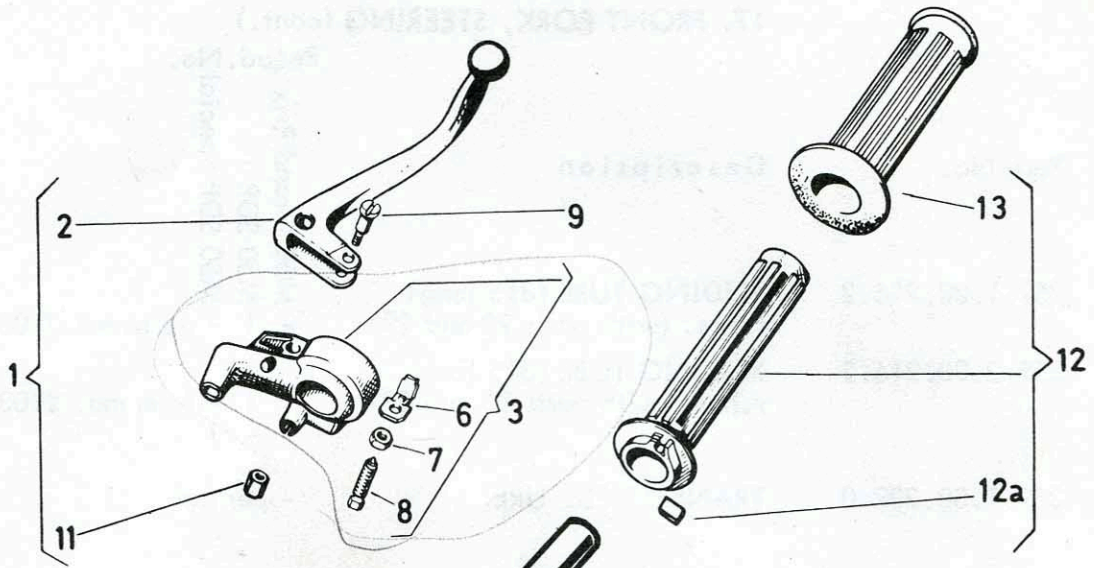
17. FRONT FORK, STEERING
(cont.)

Requd. No.

Ref.- No.	Part-No.	Description	Requd. No.			
			M50 Grand Prix	M50 SDP	M50 SDP Special	
25	359.1.30.136.1	RUBBER BUFFER 40,5/28,5/45	2	2	2	
26	359.1.30.128.1	RUBBER SLEEVE	2	2	2	
27	901.9805	CABLE BINDER	2	2	2	
28	359.1.30.149.1	FELD RING	} as required for sliding tube left and right	2	2	2
29	359.1.30.129.1	OIL SEAL		2	2	2
31	359.4.30.115.2	SLIDING TUBE (315 long) l.h.s. (with parts 28 and 29)	1	-	- up to ma. 2101050	
31	359.5.30.115.2	SLIDING TUBE (315 long) l.h.s. (with parts 28 and 29)	1	-	- from ma. 2101051	
32	367.1.30.031.1	WASHER for thrust spring	6	6	6	
33	359.1.30.134.1	THRUST SPRING (450 long)	2	2	2	
34	359.2.30.108.1	INNER TUBE (526 long)	2	2	2	
35	367.2.30.150.2	PISTON with spring bolt (230 long)	2	2	2	
36	367.1.30.133.1	DAMPING SPRING (65 long)	2	2	2	
37	901.3920	WASHER 21,7/11/1,38	2	2	2	
38	253.2.2182	SPRING WASHER 17,5/10,9/0,12	2	2	2	
39	367.2.30.151.1	VALVE 17,7/9/0,3	2	2	2	
40	359.2.30.110.1	DAMPING VALVE	2	2	2	
41	901.4711	SNAP RING J22x1 DIN 472	N 2	2	2	
42	900.3983	WASHER 17/6,2/2	2	2	2	
43	900.3883	GASKET 9/6/1,5	2	2	2	
44	24804	WASHER 6,4 DIN 433	N 2	2	2	
45	900.2106	HEXAGON NUT M6 DIN 555	N 2	2	2	
46	1426	CHEESE HEAD SCREW AM5x8 DIN 84	N 2	2	2	
47	21526	GASKET (fibre) 9/5,3/1	2	2	2	
48	29189	SPRING RING B7 DIN 127	N 1	1	1	
49	901.1018	HEXAGON SCREW M7x28 DIN 933	N 1	1	1	
50	359.4.30.116.2	SLIDING TUBE (315 long) r.h.s. (with parts 28 and 29)	1	-	- up to ma. 2101050	
50	359.5.30.116.2	SLIDING TUBE (315 long) r.h.s. (with parts 28 and 29)	1	-	- from ma. 2101051	

17. FRONT FORK, STEERING (cont.)

Ref.- No.	Part-No.	Description	Requd. No.		
			M50 Grand Prix	M50 SDP	M50 SDP Special
50a	359.1.30.216.2	SLIDING TUBE (315 long) r.h.s. (with parts 28 and 29)	- 1	-	- up to ma. 2103776
50a	359.2.30.216.2	SLIDING TUBE (315 long) r.h.s. (with parts 28 and 29)	- 1	-	- from ma. 2103777
			- -	-	- 1
51	359.1.30.239.0	TRANSFER PICTURE	-	-	- per pair

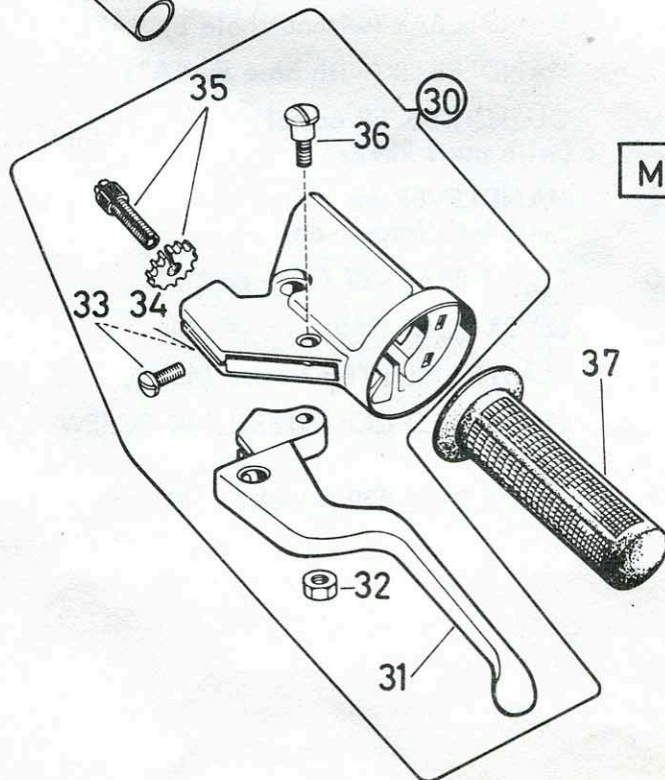
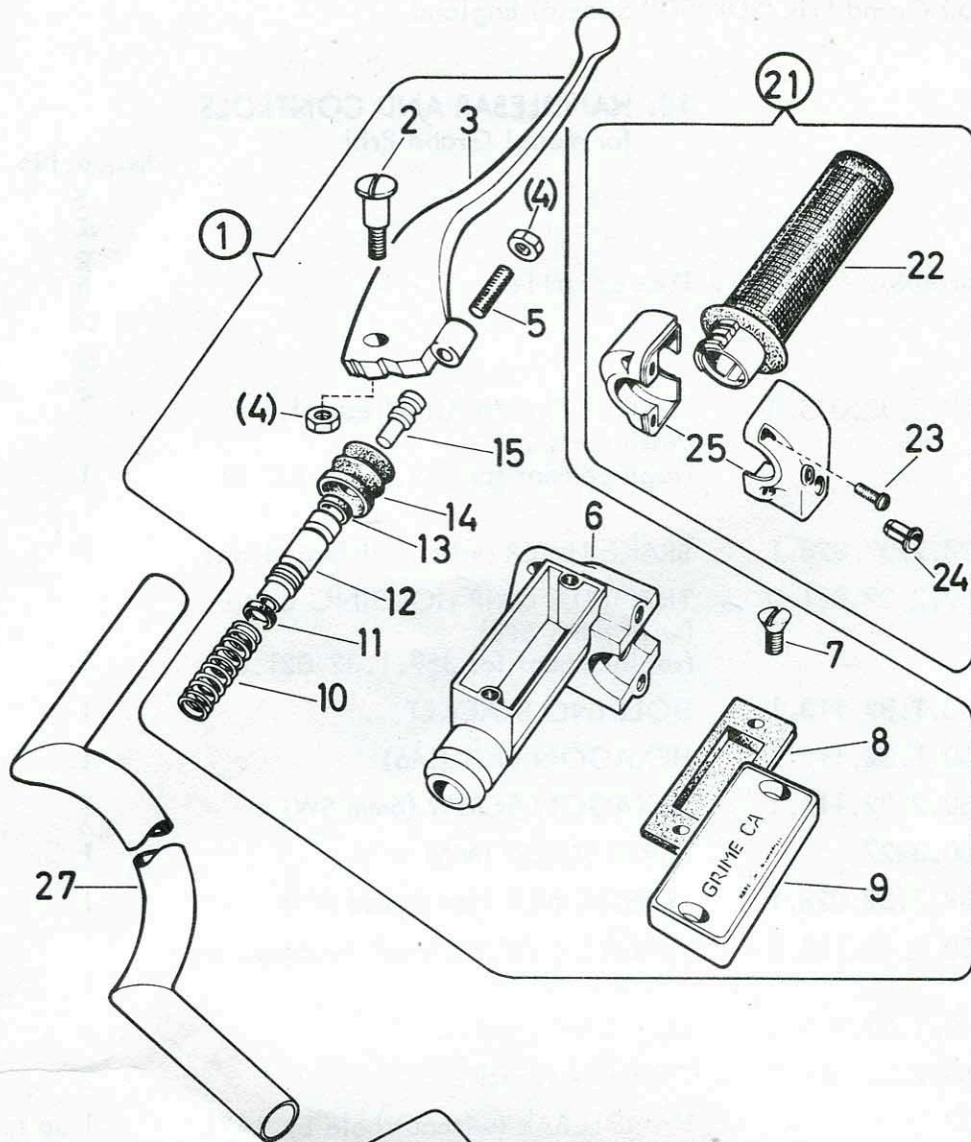


GP/32/2

18. HANDLEBAR AND CONTROLS

for model Grand Prix

Ref.- No.	Part-No.	Description	Requd. No. M50 Grand Prix
1	359.2.32.005.0	THROTTLE GRIP UNIT compl. (with parts 2÷13) (replacement for 359.1.32.005.0)	1
2	328.2.32.028.1	BRAKE LEVER (with ball forged-on)	1
3	359.2.32.021.0	THROTTLE GRIP HOUSING compl. (with parts 6÷8) (replacement for 359.1.32.021.0)	1
6	350.1.32.113.1	HOLDING BRACKET	1
7	350.1.32.112.1	HEXAGON NUT (M6)	1
8	350.2.32.111.1	HEXAGON SCREW (6mm SW)	1
9	050.3227	LEVER SCREW (M5)	1
11	349.3.32.028.1	PLASTIC NUT (for thread M5)	1
12	350.2.32.126.0	THROTTLE GRIP compl. (with parts 12a and 13)	1
12a	349.1.32.009.1	TENSION SPRING	1
13	360.2.32.016.1	GRIP Ø24 (black)	2
(15)	337.1.32.101.1	HANDLEBAR (without hole by "A")	1 up to ma.2101195
15	359.1.32.001.1	HANDLEBAR (with hole by "A")	1 from ma.2101196
21	359.1.32.006.0	CLUTCH LEVER compl. (with parts 22÷27)	1
22	328.2.32.006.1	HANDLEVER for clutch (with ball forged-on)	1
23	359.1.32.018.0	PIVOT BRACKET (with part 27)	1
24	050.3227	LEVER BOLT (M5)	1
26	349.3.32.028.1	PLASTIC NUT (for thread M5)	1
27	050.3222	LENS HEAD COUNTERSUNK SCREW (M6x15)	1
28	350.3.32.016.1	FIXED GRIP Ø22 (black)	1



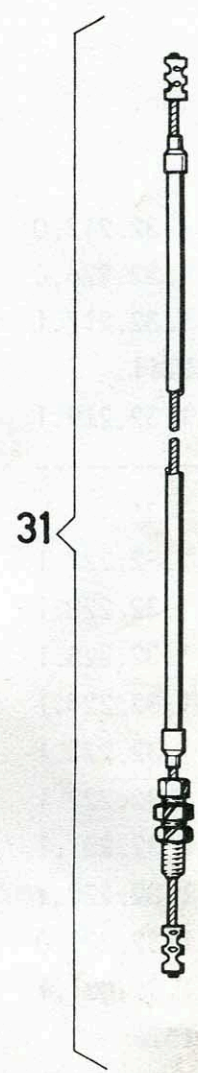
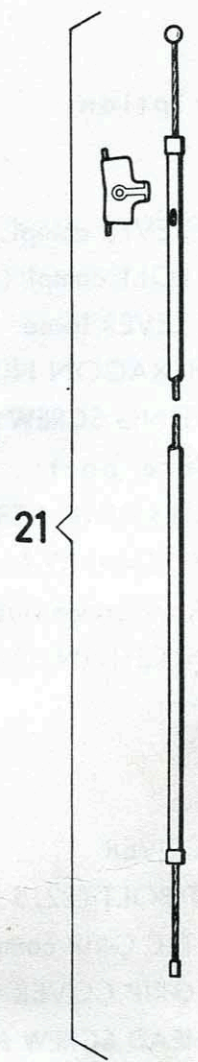
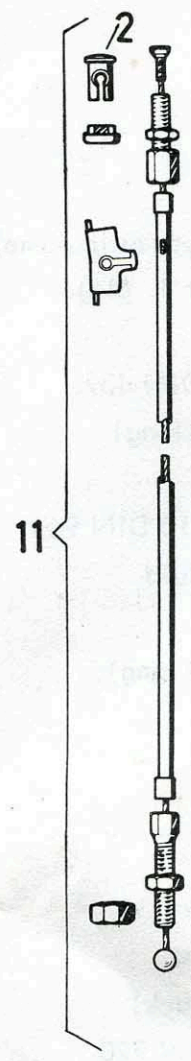
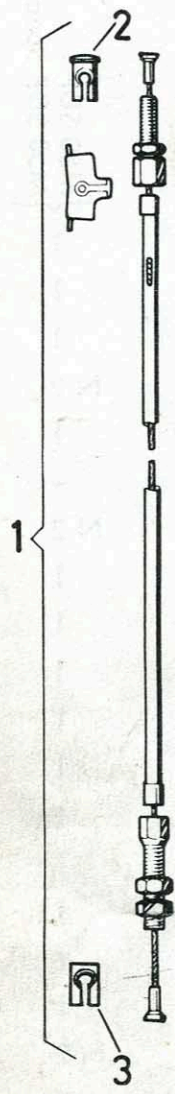
MZ/32/2

18a. HANDLEBAR AND CONTROLS
 (hydraulic pump)
 (for model SDP and SDP Special)

Requid.No.

Ref.- No.	Part-No.	Description	Requid.No.
			{ M50 SDP { M50 SDP Special
1	359.1.32.217.0	BRAKE LEVER compl. (with hydraulic pump)	1
2	359.1.32.226.0	LEVER BOLT compl.(with part 4, M6)	1
3	359.1.32.217.1	BRAKE LEVER loose	1
4	900.2311	FLAT HEXAGON NUT BM6 DIN 439	N 2
5	359.1.32.219.1	ADJUSTING SCREW (M6, 25 long)	1
6	-----	no spare part	-
7	900.1436	COUNTERSUNK SCREW M5x10 DIN 963	N 2
8	359.1.32.227.1	RUBBER SEALING for brake fluid	1
9	359.1.32.228.1	COVER for brake fluid	1
10	359.1.32.225.1	PISTON RETURN SPRING (40 long)	1
11	359.1.32.224.1	CUP front	1
12	359.1.32.223.1	PISTON	1
13	359.1.32.222.1	CUP rear	1
14	359.1.32.221.1	DUST COVER	1
15	359.1.32.220.1	THRUST BOLT (22,5 long)	1
21	359.1.32.205.0	THROTTLE GRIP compl.	1
22	366.1.32.031.1	TWIST GRIP COVER right (black)	1
23	900.1526	LENS HEAD SCREW M5x15 DIN 920	N 2
24	366.1.32.036.1	SUPPORT	1
25	359.1.32.233.0	TWIST GRIP BODY compl. (varnished dull-black)	1
27	359.1.32.201.2	CLUTCH LEVER compl. (with parts 31-36)	1
30	337.1.32.106.0	HANDLEVER (for clutch)	1
31	337.1.32.128.1	HANDLEBAR (brake lever loose)	1
32	900.2966	HEXAGON NUT M6 DIN 985 (self-locking)	N 1
33	050.3222	LENS HEAD SCREW (M6x15)	1
34	337.1.32.118.0	PIVOT BRACKET compl. (with part 33)	1
35	337.1.32.119.0	ADJUSTING SCREW compl. (with knurled nut)	1
36	900.1503	LEVER BOLT M6x10 DIN 923	N 1
37	337.1.32.116.1	DUMMY RUBBER (black)	1

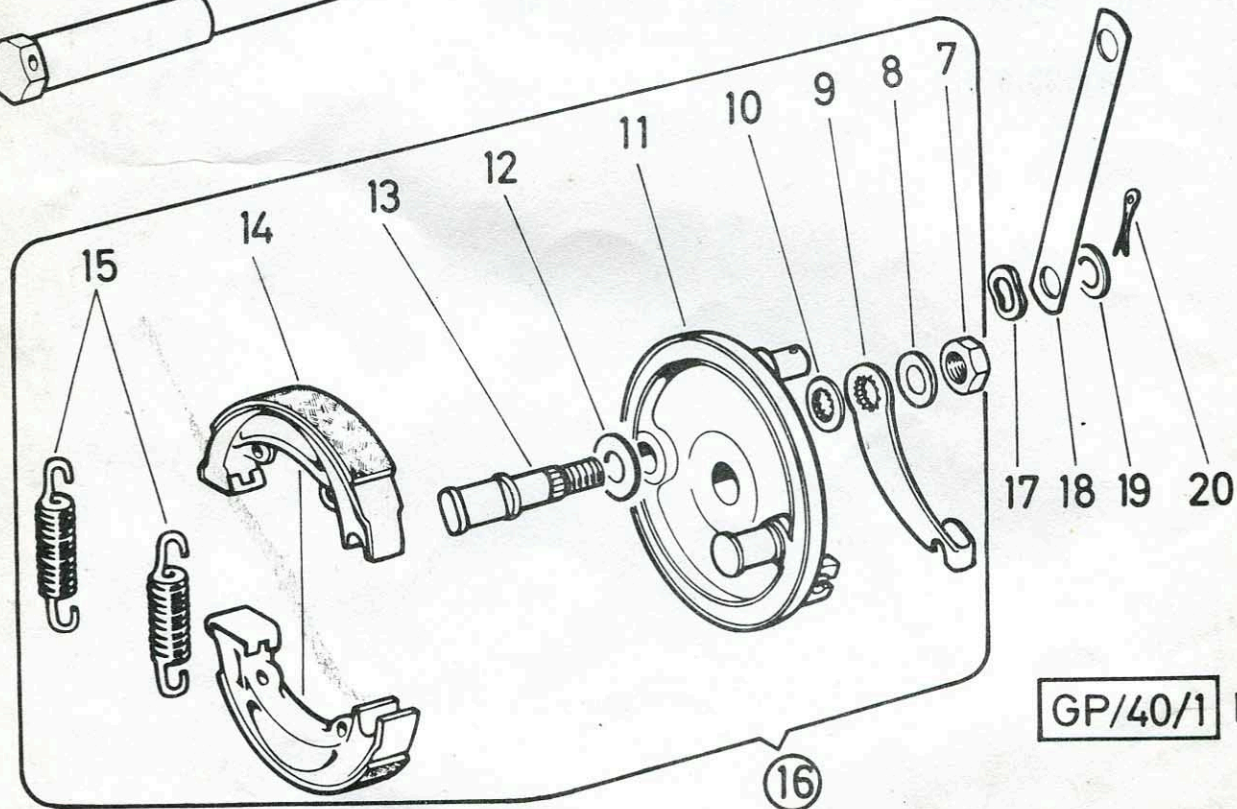
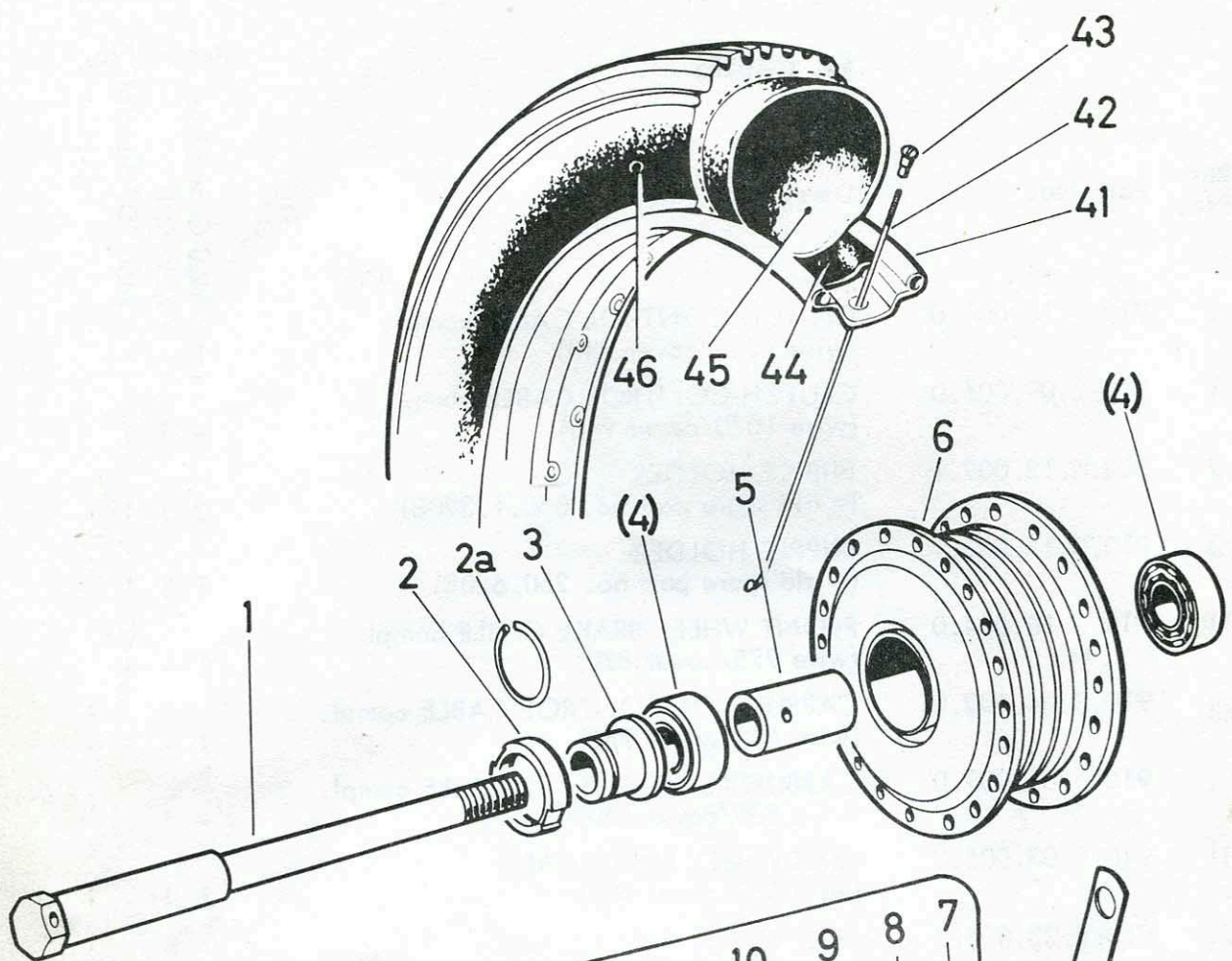
THE HANDLES AND CONTROLS
(Hydraulic pump)
(The model 330 4-1/2" x 2" x 1/2")



GP/60/1

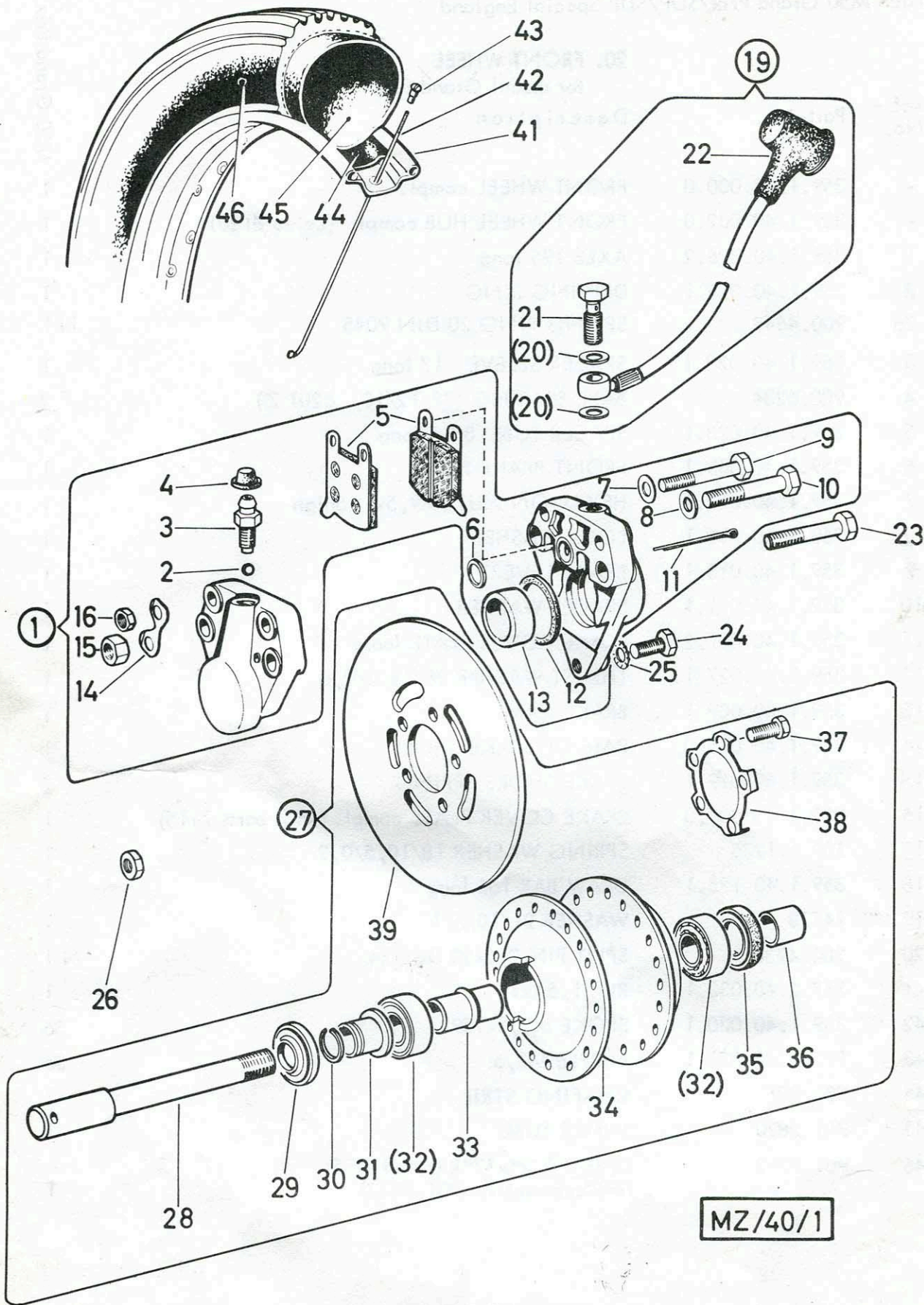
19. CABLES

Ref.- No.	Part-No.	Description	Reqd. No.		
			M50 Grand Prix	M50 SDP	M50 SDP Special
1	910.2.13.001.0	CLUTCH CONTROL CABLE compl. (wire 1055/cover 940)	1	-	-
1	910.2.09.006.0	CLUTCH CONTROL CABLE compl. (wire 1070/cover 940)	-	1	1
2	910.0.12.002.1	NIPPLE HOLDER (= old spare part no. 050.1.3208)	2	1	1
3	910.0.12.003.1	NIPPLE HOLDER (= old spare part no. 250.6208)	1	1	1
11	910.3.16.004.0	FRONT WHEEL BRAKE CABLE compl. (wire 975/cover 820)	1	-	-
21	910.5.04.002.0	CARBURETOR CONTROL CABLE compl. (wire 855/cover 750)	1	-	-
21	910.5.03.007.0	CARBURETOR CONTROL CABLE compl. (wire 835/cover 750)	-	1	1
31	910.8.03.005.2	REAR WHEEL BRAKE CABLE (wire 600/cover 400)	1	1	-
31	910.8.03.006.2	REAR WHEEL BRAKE CABLE (wire 610/cover 400)	-	-	1



GP/40/1 DK

Ref.- No.	Part-No.	Description	M50 Grand Prix
		20. FRONT WHEEL for model Grand Prix	
-	359.1.40.000.0	FRONT WHEEL compl.	1
-	359.1.40.002.0	FRONT WHEEL HUB compl. (Leleu \varnothing 120)	1
1	359.1.40.026.2	AXLE 195 long	1
2	359.1.40.029.1	DRIVING RING	1
2a	900.4645	SPRING RING 20 DIN 9045	N 1
3	359.1.40.028.1	SPACER SLEEVE 17 long	1
4	900.6234	BALL BEARING (32/12/10, 6201 Z)	2
5	359.1.40.023.1	SPACER TUBE 38,5 long	1
6	359.1.40.003.1	FRONT BRAKE HUB	1
7	359.1.40.012.1	HEXAGON NUT (M9, 5x1) 5high	1
8	359.1.40.018.1	LOCK WASHER	1
9	359.1.40.013.1	BRAKE LEVER	1
10	359.1.40.011.1	SPACER WASHER	1
11	359.1.40.007.2	BRAKE COVER PLATE loose	1
12	359.1.40.027.1	THRUST WASHER 28/14, 2/0, 6	1
13	359.1.40.009.1	BRAKE CAM	1
14	359.1.40.015.0	PAIR OF BRAKE SHOES	1
15	359.1.40.019.1	BRAKE SHOES SPRING	2
16	359.1.40.007.0	BRAKE COVER PLATE compl. (with parts 7÷15)	1
17	100.1.1235	SPRING WASHER 18/10, 5/0, 2	1
18	359.1.40.125.1	DRAW BAR 166 long	1
19	14778	WASHER 21/10, 5/1	1
20	900.4936	SPLIT PIN 2, 5x20 DIN 94	N 1
41	367.2.40.033.1	RIM 1, 5Ax17	1
42	359.1.40.030.1	SPOKE M3, 5x159	36
43	328.1.40.031.1	NIPPLE M3, 5	36
44	901.0867	CHAFING STRIP	1
45	901.0820	INNER TUBE	1
46	901.0899	TYRE 2 1/2"x17"R (tread M55) (replacement for 901.0822)	1



MZ/40/1

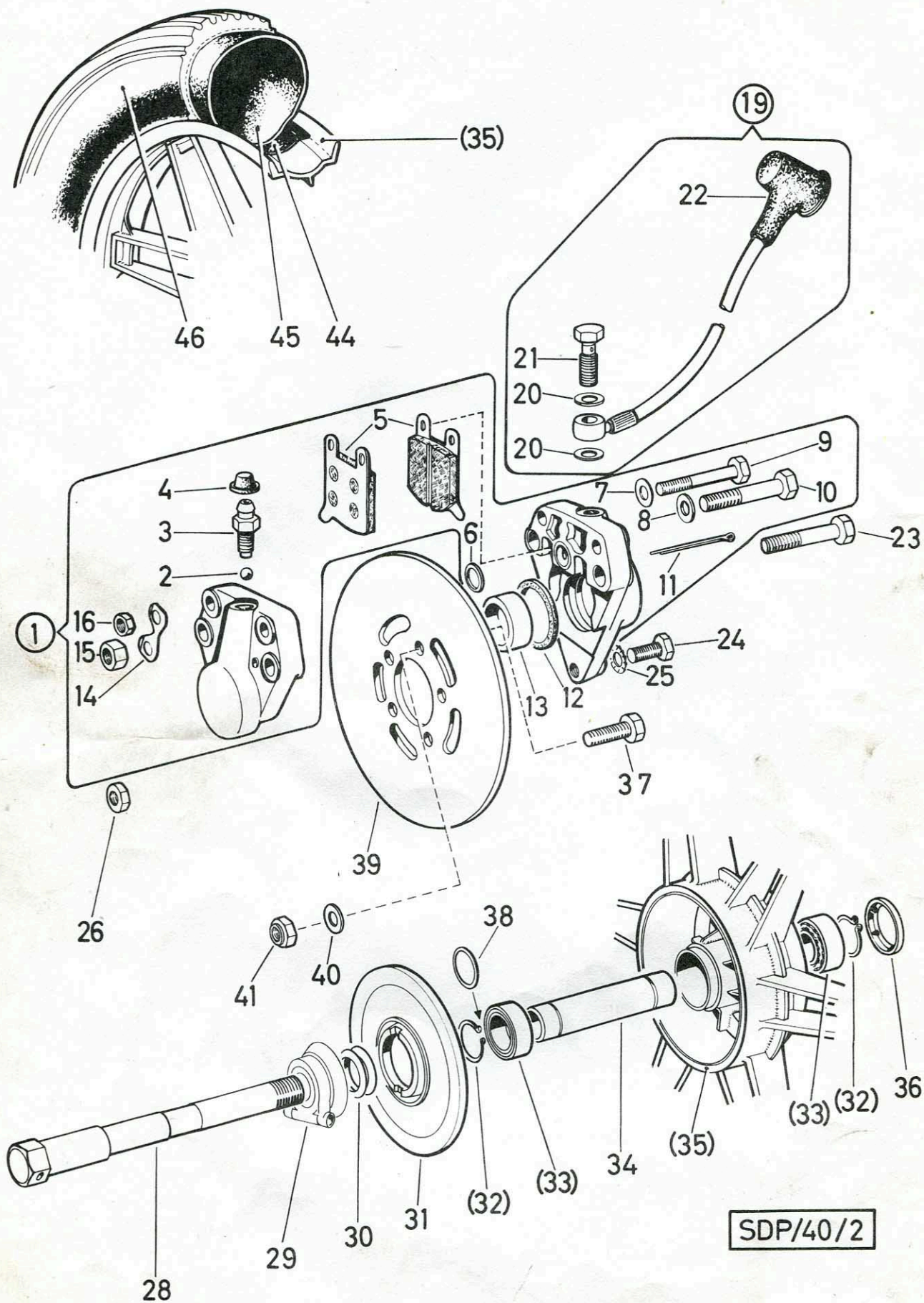
20a. FRONT WHEEL WITH DISC BRAKE
for model SDP

Ref.- No.	Part-No.	Description	Requd. No.	
			M50 SDP	
--	359.1.40.200.0	FRONT WHEEL compl. (with brake disc $\varnothing 190$)	1 up to ma. 2103776	
--	359.2.40.200.0	FRONT WHEEL compl. (with brake disc $\varnothing 220$)	1 from ma. 2103777	
1	359.1.40.270.0	BRAKE CALIPER compl.	1	
2	900.6121	BALL $\varnothing 5,5$	1	
3	359.1.40.285.1	BLEEDER SCREW	1	
4	359.1.40.286.1	DUST CAP	1	
5	359.1.40.280.0	FRICTION PADS per pair compl.	per pair	
6	359.1.40.283.1	GASKET 12/8/2, 2	1	
7	24795	WASHER 6,4 DIN 125	N 2	
8	24797	WASHER 8,4 DIN 125	N 1	
9	902.1009	HEXAGON SCREW M6x40 DIN 931-8.8	N 2	
10	27397	HEXAGON SCREW M8x40 DIN 931-8.8	N 1	
11	900.4948	SPLIT PIN 3,2x36 DIN 94	N 2	
12	359.1.40.281.1	GASKET 36/30/3	2	
13	359.1.40.282.1	PISTON $\varnothing 30$	2	
14	359.1.40.284.1	LOCKING PLATE	2	
15	24775	HEXAGON NUT M8 DIN 934	N 1	
16	24773	HEXAGON NUT M6 DIN 934	N 2	
19	359.1.40.275.0	BRAKE TUBING compl. (685 long)	1	
20	359.1.40.277.1	WASHER (A1 14/10,2/1,5)	4	
21	359.1.40.278.1	INLET CONNECTION BOLT (M10x1x20)	2	
22	359.1.40.276.1	DUST COVER	1	
23	27397	HEXAGON SCREW M8x40 DIN 931-8.8	N 1	
24	900.1144	HEXAGON SCREW M8x16 DIN 933-8.8	} for brake caliper fastening on the right sliding tube	
25	900.3265	SERRATED LOCK WASHER A8,4 DIN 6798		N 1
26	900.2325	HEXAGON NUT M8 DIN 936		N 1
27	359.1.40.202.0	FRONT WHEEL HUB compl. (with brake disc $\varnothing 190$)	1 up to ma. 2103776	
27	359.2.40.202.0	FRONT WHEEL HUB compl. (with brake disc $\varnothing 220$)	1 from ma. 2103777	
28	359.1.40.226.1	AXLE 195 long	1	
29	359.1.40.222.1	DUST COVER $\varnothing 32$	1	

20a. FRONT WHEEL WITH DISC BRAKE (cont.)
for model SDP

Ref.- No.	Part-No.	Description	Requid.No. M50 SDP
30	359.1.40.221.1	SPRING RING	1
31	359.1.40.224.1	SPACER SLEEVE l.h.s. 20/12,2/20	1
32	23836	RADIAL-BALL BEARING 6201 12/32/10	2
33	359.1.40.223.2	SPACER TUBE 52,5 long	1
34	359.1.40.203.1	FRONT WHEEL HUB	1
35	900.3803	GASKET 20x32x7 DIN 3760	N 1
36	359.1.40.225.1	SPACER TUBE right 20/12,2/15,5	1
37	900.1081	HEXAGON SCREW M6x20 DIN 933-8.8	N 5
38	359.1.40.210.1	LOCKING PLATE	1
39	359.1.40.220.1	BRAKE DISC \emptyset 190x4	1 up to ma. 2103776
39	359.2.40.220.1	BRAKE DISC \emptyset 220x4	1 from ma. 2103777
41	367.2.40.033.1	RIM 1,5Ax17	1
42	359.1.40.230.1	SPOKE M3,5x187	36
43	328.1.40.031.1	NIPPLE	36
44	901.0867	CHAFING STRIP	1
45	901.0820	INNER TUBE	1
46	901.0899	FRONT WHEEL TYRE 2 1/2"x17"R (tread M55)	1





20b. FRONT WHEEL WITH DISC BRAKE
for model SDP Special

Requid.No.

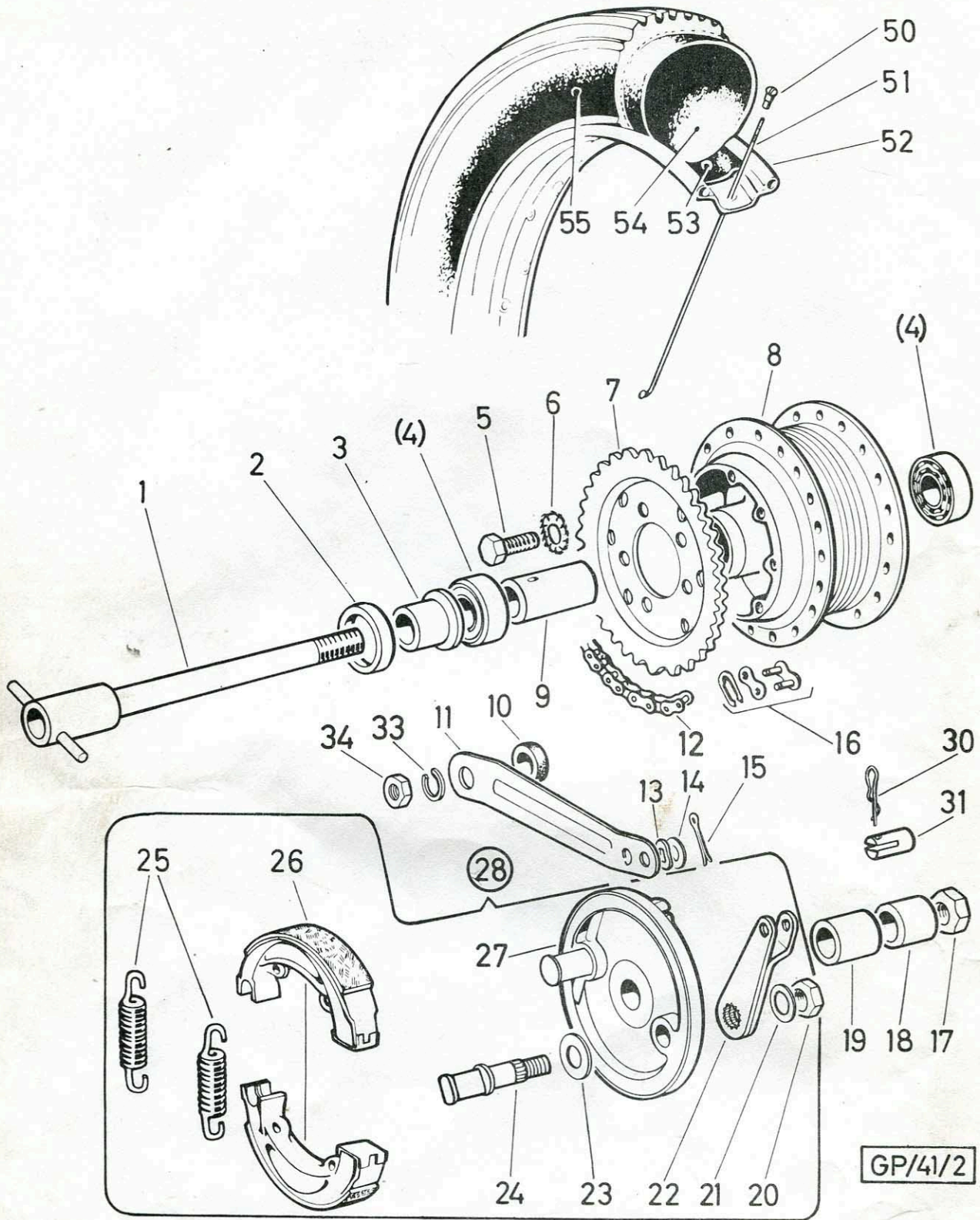
Ref.- No.	Part-No.	Description	M50 SDP Special
--	359.1.40.300.0	FRONT WHEEL compl.	1
1	359.1.40.270.0	BRAKE CALIPER compl.	1
2	900.6121	BALL Ø5,5	1
3	359.1.40.285.1	BLEEDER SCREW	1
4	359.1.40.286.1	DUST CAP	1
5	359.1.40.280.0	FRICTION PADS per pair compl.	per pair
6	359.1.40.283.1	GASKET 12/8/2,2	1
7	24795	WASHER 6,4 DIN 125	N 2
8	24797	WASHER 8,4 DIN 125	N 1
9	902.1009	HEXAGON SCREW M6x40 DIN 931-8.8	N 2
10	27397	HEXAGON SCREW M8x40 DIN 931-8.8	N 1
11	900.4948	SPLIT PIN 3,2x36 DIN 94	N 2
12	359.1.40.281.1	GASKET 36/30/3	2
13	359.1.40.282.1	PISTON Ø30	2
14	359.1.40.284.1	LOCKING PLATE	2
15	24775	HEXAGON NUT M8 DIN 934	N 1
16	24773	HEXAGON NUT M6 DIN 934	N 2
19	359.1.40.275.0	BRAKE TUBING compl. (l=685)	1
20	359.1.40.277.1	WASHER (A1 14/10,2/1,5)	4
21	359.1.40.278.1	INLET CONNECTION BOLT (M10x1x20)	2
22	359.1.40.276.1	DUST COVER	1
23	27397	HEXAGON SCREW M8x40 DIN 931-8.8	N 1
24	900.1144	HEXAGON SCREW M8x16 DIN 933-8.8	N 1
25	900.3265	SERRATED LOCK WASHER A8,4 DIN 6798	N 1
26	900.2325	HEXAGON NUT M8 DIN 936	N 1
28	359.1.40.326.1	FRONT WHEEL AXLE (l=195)	1
29	-----	SPEEDOMETER DRIVE - please see under group Cock-Pit, Speedometer drive	-
30	359.1.40.308.1	SPRING for speedometer drive (l=8)	1

} for brake caliper fastening
on the right sliding tube

20b. FRONT WHEEL WITH DISC BRAKE (cont.)
for model SDP Special

Ref.- No.	Part-No.	Description	M50 SDP Special
31	359.1.40.309.1	COVER for front wheel	1
32	900.4617	RETAINING RING 17x1 DIN 471	N 2
33	900.6024	RADIAL-BALL BEARING 35/17/10 (6003RS)	2
34	359.1.40.306.1	SPACER TUBE (105 long)	1
35	359.1.40.302.1	FRONT WHEEL loose (Magnesium)	1
36	359.1.40.307.1	COVER 35/17,5/4	1
37	900.1142	HEXAGON SCREW M6x28 DIN 933-8.8	N 5
38	900.3922	WASHER 24/18,1/0,1	as req.
38	900.3923	WASHER 24/18,1/0,2	as req.
38	901.3907	WASHER 24/18,1/0,3	as req.
38	900.3924	WASHER 24/17,1/0,4	as req.
39	359.1.40.305.1	BRAKE DISC \varnothing 220x4	1
40	24795	WASHER 12,5/6,4/1,6	5
41	900.2966	HEXAGON NUT M6 DIN 985	N 5
44	901.0867	CHAFING STRIP	1
45	901.0820	INNER TUBE	1
46	901.0899	FRONT WHEEL TYRE 2 1/2"x17" R (tread M55)	1






GP/41/2

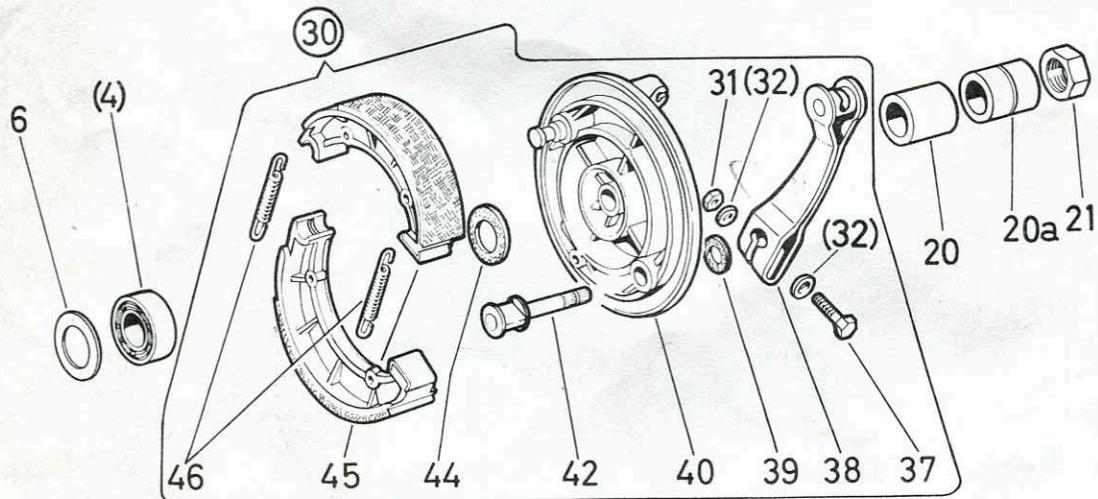
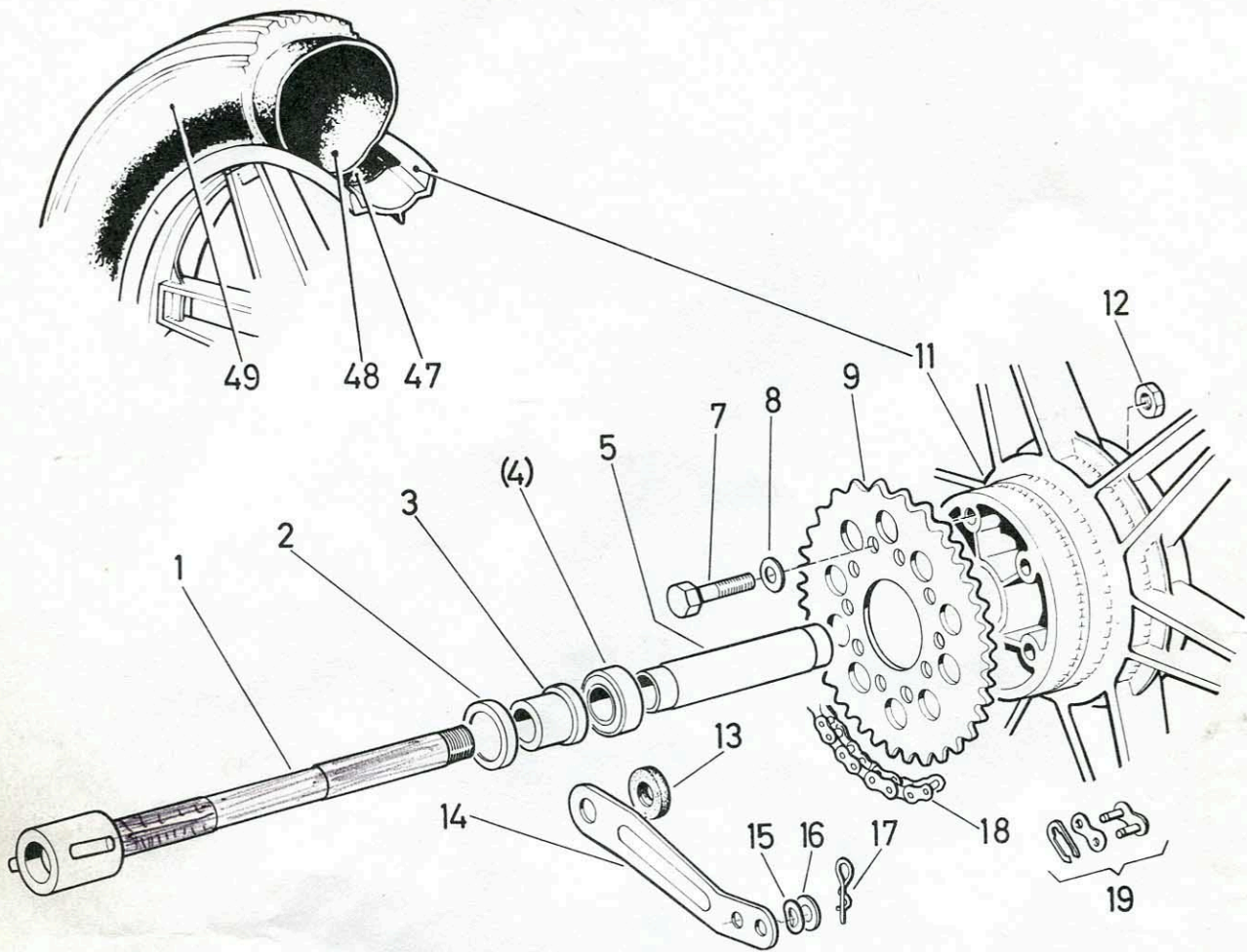
Ref.- No.	Part-No.	Description	Requid.No.	
			M50 Grand Prix	M50 SDP
21. REAR WHEEL, DRIVING CHAIN for model Grand Prix and SDP				
--	359.2.41.200.0	REAR WHEEL compl.	1	
--	359.2.41.202.0	REAR WHEEL HUB compl. (Leleu \emptyset 120) (replacement for 359.1.41.202.0)	1	
1	359.1.41.026.2	REAR WHEEL AXLE 246 long	1	
2	359.1.41.022.1	LOCKING RING	1	
3	359.1.41.024.1	SPACER SLEEVE 27mm long	1	
4	900.6234	RADIAL-BALL BEARING (32/12/10, 6201Z)	2	
5	900.1125	HEXAGON SCREW M8x25 DIN 933-8.8		N 6(5)
6	900.3265	SERRATED LOCK WASHER A8,4 DIN 6798		N 6(5)
7	359.1.41.038.1	CHAIN SPROCKET (38 teeth)	1	
8	359.2.41.003.1	REAR BRAKE HUB (replacement for 359.1.41.003.1)	1	
9	359.1.41.023.1	SPACER TUBE 70 long	1	
10	359.1.41.029.1	WASHER (PVC) 28/16, 3/4, 5	1	
11	359.1.41.028.1	DRAW BAR 190 long	1	
12	907.6.28.106.0	DRIVING CHAIN compl. (1/2"x3/16"x7,75) 106 rollers (Regina)	1	
13	100.1.1235	SPRING WASHER 18/10, 5/0, 2	1	
14	14778	WASHER 21/10, 5/1	1	
15	900.4936	SPLIT PIN 2, 5x20 DIN 94		N 1
16	907.6.28.001.0	CHAIN MASTER LINK compl. (Regina)	1	
17	25015	HEXAGON NUT M12x1 DIN 934-8		N 1
18	359.1.41.051.1	SPACER SLEEVE 22/12, 1/18, 5	1	
19	359.1.41.025.1	SPACER SLEEVE 22/12, 1/23, 5	1	
20	359.1.40.012.1	HEXAGON NUT (M9, 5x1) 5 hoch	1	
21	359.1.40.018.1	LOCK WASHER	1	
(22)	359.1.41.013.2	BRAKE LEVER (replaceable by 359.2.41.013.2 if used together with parts 30 and 31)		1 up to ma. 2103400
22	359.2.41.013.2	BRAKE LEVER (replacement for 359.1.41.013.2 if used together with parts 30 and 31)		1 from ma. 2103401

21. REAR WHEEL, DRIVING CHAIN
for model Grand Prix and SDP
(cont.)

Requid. No.

Ref. No.	Part-No.	Description	Requid. No.
			{ M50 Grand Prix { M50 SDP
23	359.1.40.027.1	THRUST WASHER 28/14,2/0,6	1
24	359.1.40.009.1	BRAKE CAM	1
25	359.1.40.019.1	BRAKE SHOE SPRING	2
* 26	359.1.40.015.0	PAIR OF BRAKE SHOES	1 *
27	359.1.41.007.2	BRAKE COVER PLATE loose	1
(28)	359.1.41.007.0	BRAKE COVER PLATE compl. (with parts 20÷27) (replaceable by 359.2.41.007.0 if used together with parts 30 and 31)	1 up to ma. 2103400
28	359.2.41.007.0	BRAKE COVER PLATE compl. (with parts 20÷27) (replacement for 359.1.41.007.0 if used together with parts 30 and 31)	1 from ma. 2103401
30	101.1.4113	SECURING SPRING	} from ma. 2103401
31	359.1.41.012.1	BOLT	
50	328.1.40.031.1	NIPPLE M3,5	36
51	359.1.40.030.1 ✓	SPOKE M3,5x159	36
52	367.2.40.033.1	RIM 1,5Ax17	1
53	901.0867	CHAFING STRIP	1
54	901.0820	INNER TUBE	1
55	902.0818	REAR WHEEL TYRE 2 3/4"x17" R (tread M50) (replacement for 901.0822)	1





MZ/41/3

21a. REAR WHEEL, DRIVING CHAIN
for model SDP Special

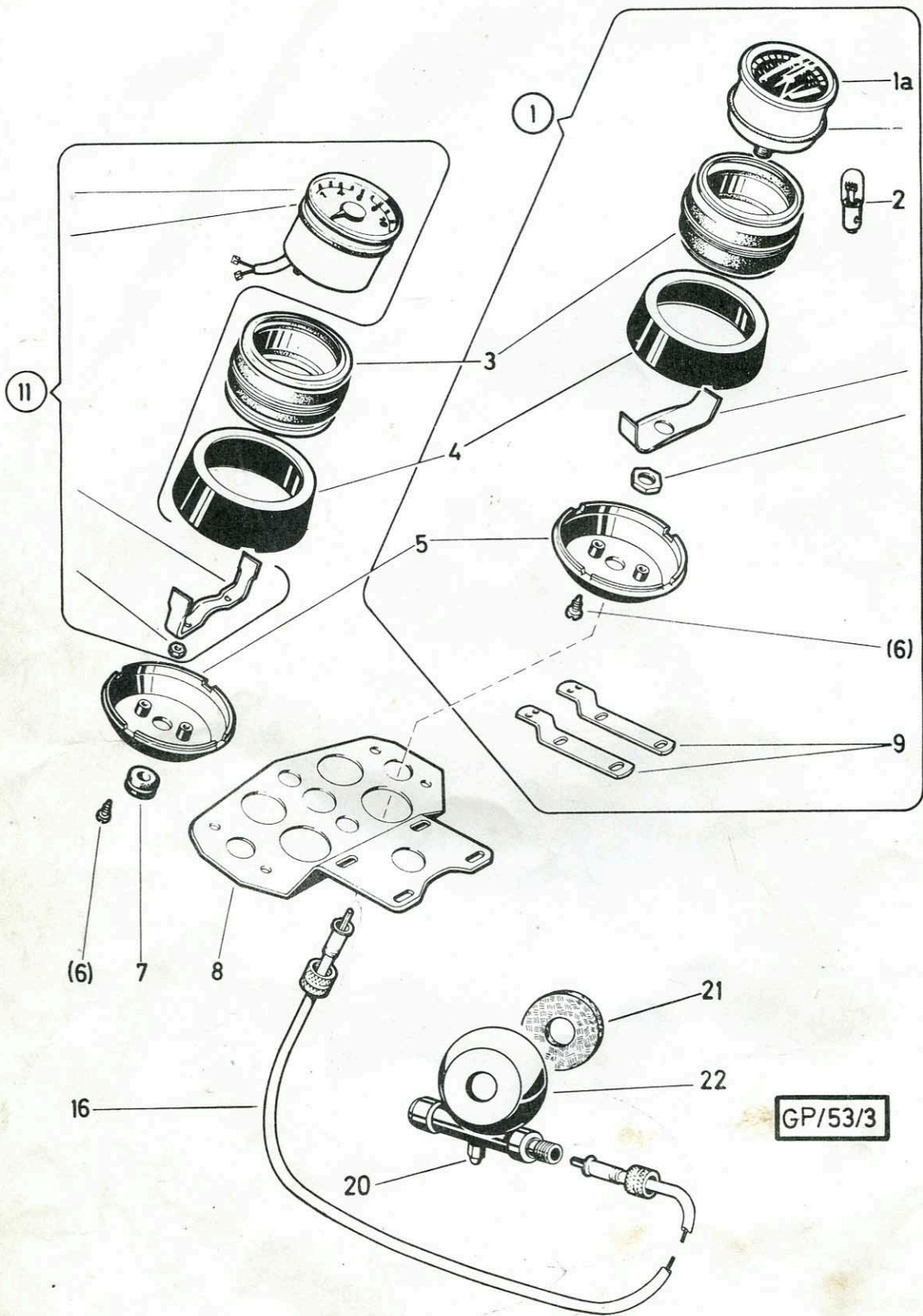
Ref.- No.	Part-No.	Description	M50 SDP Special
--	359.2.41.300.0	REAR WHEEL compl.	1
1	359.2.41.326.2	REAR WHEEL AXLE (l=246)	1
2	359.1.41.313.1	COVERING 35/25,5/4	1
3	359.2.41.315.1	SPACER SLEEVE (l=15,5)	1
4	900.6024	BALL BEARING (35/17/10, 6003 RS)	2
5	359.2.41.312.1	SPACER TUBE (l=99,6)	1
6	901.3969	WASHER 35/25/1	1
7	22856.1	HEXAGON SCREW M8x45 DIN 931-8.8	N 5
8	900.3211	SPRING WASHER B8 DIN 137	N 5
9	359.2.41.338.1	CHAIN SPROCKET (38 teeth)	1
11	359.1.41.302.1	REAR WHEEL (Magnesium)	1
12	900.2968	HEXAGON NUT M8 DIN 985-8	N 5
13	359.1.41.029.1	WASHER (PVC) 28/16,3/4,5	1
14	359.1.41.028.1	DRAW BAR 190 long	1
15	100.1.1235	SPRING WASHER 18/10,5/0,2	1
16	14778	WASHER 21/10,5/1	1
17	101.1.4113	LOCK SPRING	1
18	907.6.28.106.0	DRIVING CHAIN compl. (1/2"x3/16"x7,75) 106 rollers (Regina)	1
19	907.6.28.001.0	CHAIN MASTER LINK compl. (Regina)	1
20	359.2.41.314.1	SPACER SLEEVE 25/12,1/18	1
20a	359.2.41.317.1	SPACER SLEEVE 25/12,1/18,5	1
21	25015	HEXAGON NUT M12x1 DIN 934-8	N 1
30	359.2.41.307.0	BRAKE COVER PLATE compl.	1
31	900.2014	HEXAGON NUT M6 DIN 934-8	N 1
32	900.3006	WASHER DIN 1440 13/6/1	N 2
37	901.1061	HEXAGON SCREW M6x35 DIN 931-8.8	N 1
38	368.1.41.813.2	BRAKE LEVER	1
39	128.2504	SEAL RING 20/12/3	1
40	359.2.41.307.1	BRAKE COVER PLATE	1
42	368.1.40.809.2	BRAKE CAM	1
44	368.1.41.842.1	FELT WASHER 44/23/4	1
45	368.1.40.815.0	PAIR OF BRAKE SHOES with glued-on lining	1

21a. REAR WHEEL, DRIVING CHAIN (cont.)
for model SDP Special

Requd. No.

Ref. - No.	Part-No.	Description	M50 SDP Special
46	368.1.40.819.1	BRAKE SHOE SPRING	2
47	901.0867	CHAFING STRIP	1
48	901.0820	INNER TUBE	1
49	902.0818	TYRE 2 3/4"x17"R (tread M50)	1



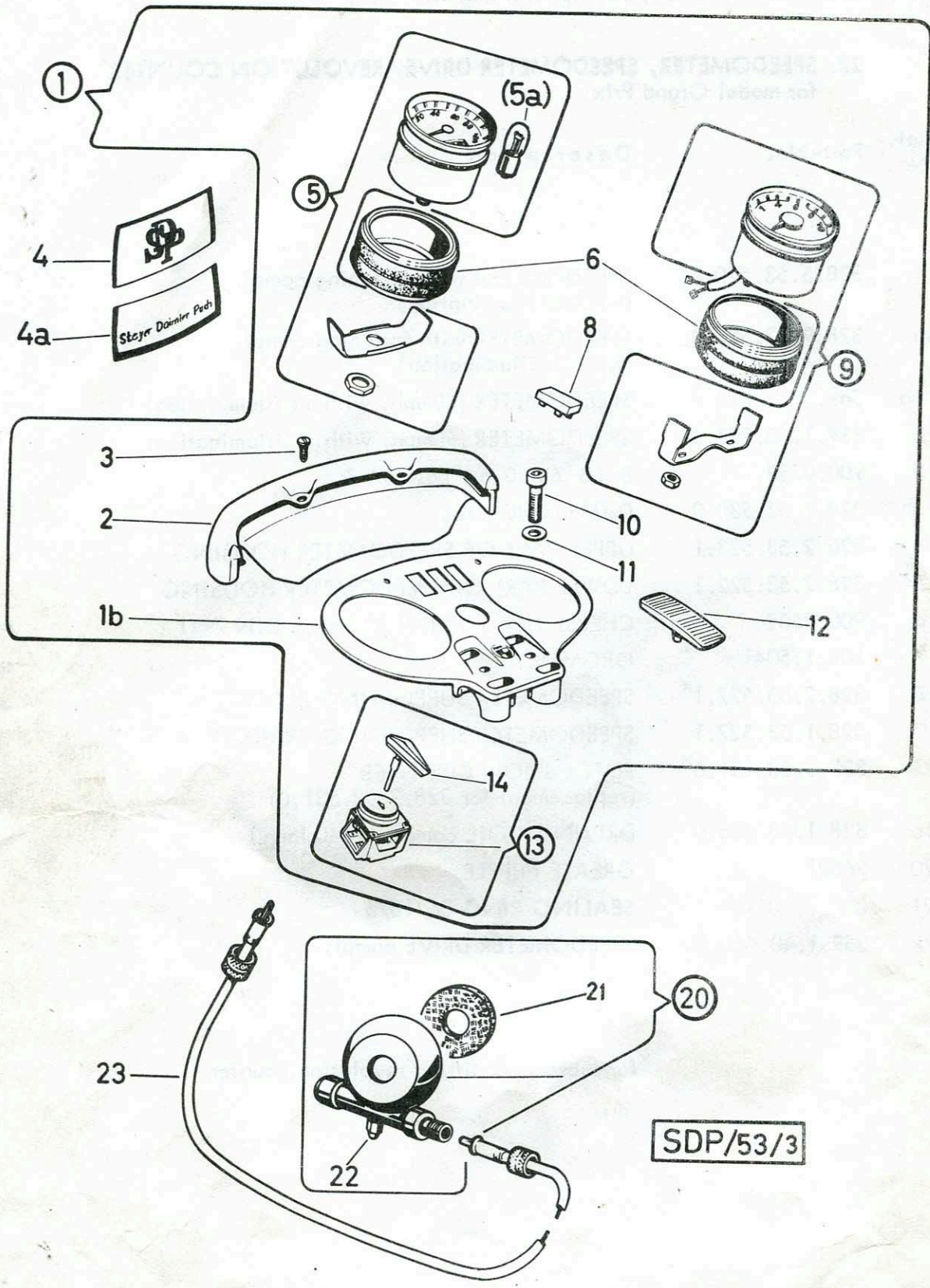


GP/53/3

22. SPEEDOMETER, SPEEDOMETER DRIVE, REVOLUTION COUNTER^x
for model Grand Prix

Ref.- No.	Part-No.	Description	Requid.No. M50 Grand Prix
1	328.5.53.520.0	SPEEDOMETER with fastening compl. (without illumination)	1
or	328.9.53.520.0	SPEEDOMETER with fastening compl. (with illumination)	1
1a	367.3.53.024.0	SPEEDOMETER (60mph, without illumination)	1
or	359.1.53.224.0	SPEEDOMETER (60mph, with illumination)	1
2	900.0762	BULB 6V 0,6W base BA 7s	1
3	328.2.53.530.0	DAMPER HOLDER	1
4	328.2.53.523.1	UPPER PART OF SPEEDOMETER HOUSING	1
5	328.2.53.522.1	LOWER PART OF SPEEDOMETER HOUSING	1
6	900.9502	CHEESE HEAD SCREW B3,9x9,5 DIN 7971	N 2
7	101.1.5041 ^x	GROMMET	as req.
8	328.2.53.527.1 ^x	SPEEDOMETER SUPPORTING BRACKET	as req.
9	328.1.53.527.1	SPEEDOMETER SUPPORTING BRACKET	2
11	337.3.53.131.0 ^x	REVOLUTION COUNTER (replacement for 328.2.53.531.0)	as req.
16	328.1.53.625.0	DRIVING COIL compl., (840 long)	1
20	26821	GREASE NIPPLE	1
21	050.3.4051	SEALING RING 36/18/5	1
22	359.1.40.050.0	SPEEDOMETER DRIVE compl.	1

^xfor subsequent fitting revolution counter



SDP/53/3

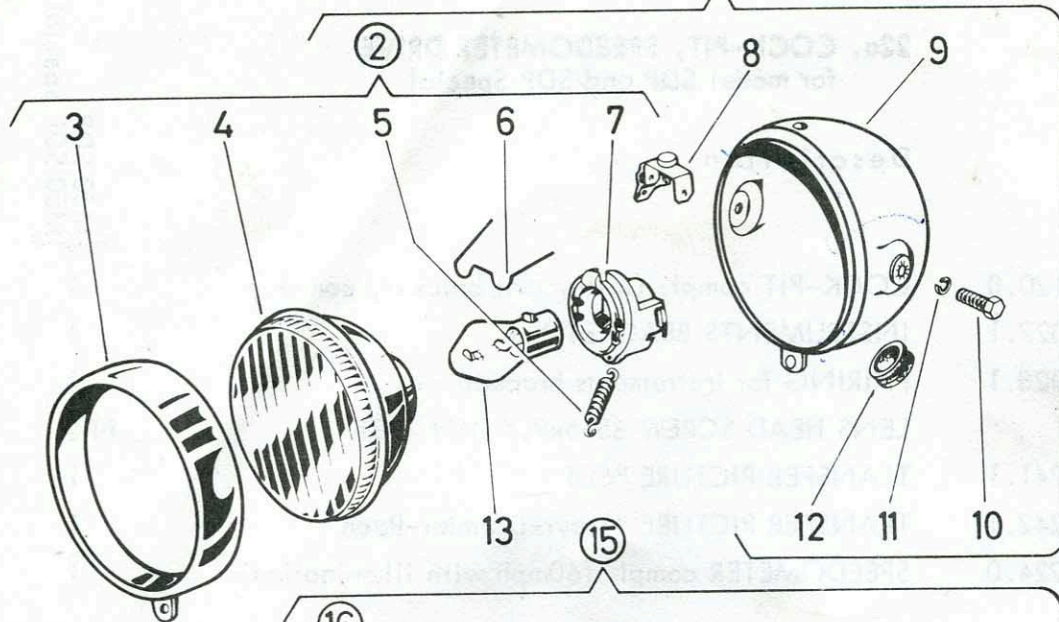
22a. COCK-PIT, SPEEDOMETER DRIVE
for model SDP and SDP Special

{ M50 SDP
M50 SDP Special }

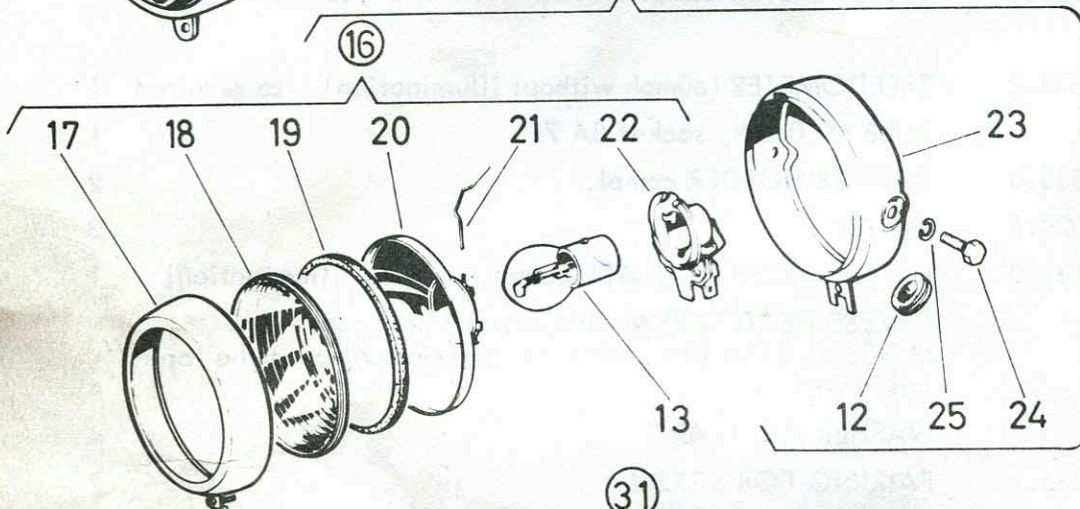
Ref.- No.	Part-no.	Description	
1	359.2.53.120.0	COCK-PIT compl. (instrument bracket, compl.)	1
1b	359.1.53.027.1	INSTRUMENTS BRACKET	1
2	359.1.53.028.1	FAIRING for instruments bracket	1
3	900.9624	LENS HEAD SCREW B5,5x9,5 DIN 7981	N 2
4	359.1.53.241.1	TRANSFER PICTURE "SDP"	1
4a	359.1.53.242.1	TRANSFER PICTURE "Steyr-Daimler-Puch"	1
5	359.1.53.224.0	SPEEDOMETER compl. (60mph with illumination)	1
or			
5	367.3.53.024.0	SPEEDOMETER (60mph without illumination) as required	1
5a	900.0762	BULB 6V 0,6W, socket BA 7s	1
6	328.2.53.530.0	DAMPER HOLDER compl.	2
8	359.1.53.029.1	COVER	3
9	337.3.53.131.0	REVOLUTION COUNTER compl. (without illumination)	1
10	900.1374	CHEESE HEAD SCREW with internal hexagon M7x35-8.8 (for instruments bracket-fastening on the top fork yoke)	4
11	901.3967	WASHER 7,2/11/0,5	4
12	359.1.53.026.1	FAIRING FOR SCREW	2
13	328.1.53.517.0	IGNITION SWITCH compl.	1
14	328.1.54.115.1	IGNITION KEY	1
20	359.1.40.250.0	SPEEDOMETER DRIVE compl.	1
21	050.3.4051	GASKET 36/18/5	1
22	26821	GREASE NIPPLE	1
23	364.2.53.025.0	DRIVING COIL compl. (I=790) -	1

①

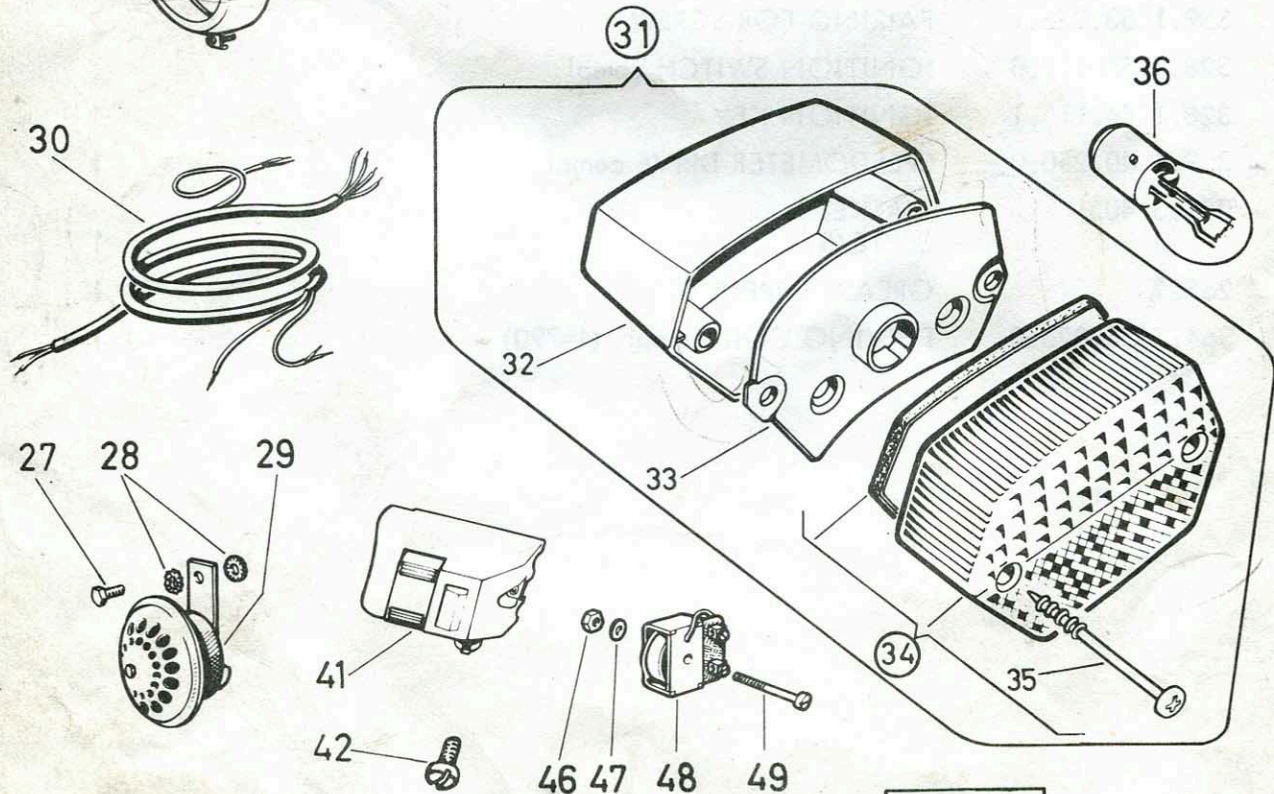
②



⑬



⑳



GP/53/4

23. HEADLAMP, ELECTRICAL COMBINATION SWITCH, RATTLE, TAIL-LIGHT, WIRING HARNESS

Ref. - No.	Part-No.	Description	Requid. No.	
			Grand Prix	SDP Special
1	349.2.53.200.0	HEADLAMP compl. (ZKW M 1421 M)	1	1
2	349.2.53.202.0	HEADLAMP UNIT compl. (without bulb)	1	-
3	349.2.53.203.2	HEADLAMP RING	1	-
4	349.2.53.208.2	REFLECTOR with glued headlamp glass	1	-
5	328.2.53.509.1	CLIP for bulb holder	1	-
(6)	28500	SPRING for reflector	6	-
7	328.2.53.519.2	BULB HOLDER compl.	1	-
8	364.1.53.130.0	FULL HEADLIGHT CONTROL compl. as required	1	-
9	349.2.53.201.2	HEADLAMP HOUSING	1	-
10	24928	HEXAGON SCREW M6x16 DIN 933	N 2	-
11	26834	SPRING RING B6 DIN 127	N 2	-
12	328.1.53.013.1	GROMMET	1	1
13	903.0761	TWO FILAMENT LAMP B6V 18/18 DIN 72601 base BA20d	1	1
15	359.1.53.100.0	HEADLAMP compl. (Wachter W120MP)	1	1
16	359.1.53.102.0	HEADLAMP UNIT compl. Ø120 (Wachter W120S) (with bulb holder, without bulb)	1	1
17	359.1.53.103.2	HEADLAMP RING	1	1
18	330.1.53.004.1	HEADLAMP GLASS	1	1
19	330.1.53.006.1	SEAL RING (U-profile, Ø120)	1	1
20	330.1.53.008.2	REFLECTOR (with clips)	1	1
21	28500	SPRING for reflector	4	4
22	330.1.53.019.0	BULB HOLDER compl.	1	1
23	359.1.53.101.2	HEADLAMP HOUSING	1	1
24	25585	HEXAGON SCREW M8x16 DIN 933	N 2	2
25	26819	SPRING RING B8 DIN 127	N 2	2
27	24927	HEXAGON SCREW M6x12 DIN 933	N 1	1
28	900.3267	SERRATED LOCK WASHER A6,4 DIN 6798	N 2	2
29	904.0758	RATTLE (with faston plug- connection) black	1	1

up to ma.2101195

for model Grand Prix
from ma.2101196

23. HEADLAMP, ELECTRICAL COMBINATION SWITCH, RATTLE, TAIL-LIGHT, WIRING HARNESS (cont.)

Ref.- No.	Part-No.	Description	Requd. No.	
			Grand Prix	{ SDP SDP Special
30	359.1.57.200.0	WIRING HARNESS compl.	1	-
30	359.4.57.200.0	WIRING HARNESS compl.	-	1
31	359.2.55.000.0	TAIL-STOP-LIGHT compl.	1	1
32	359.1.55.001.1	HOUSING FOR TAIL-STOP-LIGHT	1	1
33	359.2.55.003.0	HEADLAMP BRACKET PLATE compl.	1	1
34	359.2.55.005.0	GLAS FOR LAMP compl. (with part 35)	1	1
35	337.1.55.107.1	LENS HEAD SCREW (4,2x50)	2	2
36	902.0709	BULB 6V 18/3W, BAY 15d	1	1
* 41	337.1.53.117.0	LIGHTING SWITCH compl.	1	-
(41)	359.1.53.117.0	LIGHTING SWITCH compl.	-	1
42	28881	CHEESE HEAD SCREW M4x10 DIN 84 N1		1
46	900.2104	HEXAGON NUT M5 DIN555	N 2	2
47	24793	WASHER 4,3 DIN 125	N 2	2
48	328.1.50.530.0	THROTTLE (Pagani No.0196-200x0,5)	1	1
49	900.1333	CHEESE HEAD SCREW M4x30 DIN 84	N 1	1

23. HEADLAMP, ELECTRICAL COMBINATION SWITCH, RATTLE, TAIL-LIGHT, WIRING HARNESS


Ref.- No.	Part-No.	Description	Requd. No.	
			Grand Prix	SDP Special
1	349.2.53.200.0	HEADLAMP compl. (ZKW M 1421 M)	1	1
2	349.2.53.202.0	HEADLAMP UNIT compl. (without bulb)	1	-
3	349.2.53.203.2	HEADLAMP RING	1	-
4	349.2.53.208.2	REFLECTOR with glued headlamp glass	1	-
5	328.2.53.509.1	CLIP for bulb holder	1	-
(6)	28500	SPRING for reflector	6	-
7	328.2.53.519.2	BULB HOLDER compl.	1	-
8	364.1.53.130.0	FULL HEADLIGHT CONTROL compl. as required	1	-
9	349.2.53.201.2	HEADLAMP HOUSING	1	-
10	24928	HEXAGON SCREW M6x16 DIN 933	N 2	-
11	26834	SPRING RING B6 DIN 127	N 2	-
12	328.1.53.013.1	GROMMET	1	1
13	903.0761	TWO FILAMENT LAMP B6V 18/18 DIN 72601 base BA20d	1	1
15	359.1.53.100.0	HEADLAMP compl. (Wachter W120MP)	1	1
16	359.1.53.102.0	HEADLAMP UNIT compl. Ø120 (Wachter W120S) (with bulb holder, without bulb)	1	1
17	359.1.53.103.2	HEADLAMP RING	1	1
18	330.1.53.004.1	HEADLAMP GLASS	1	1
19	330.1.53.006.1	SEAL RING (U-profile, Ø120)	1	1
20	330.1.53.008.2	REFLECTOR (with clips)	1	1
21	28500	SPRING for reflector	4	4
22	330.1.53.019.0	BULB HOLDER compl.	1	1
23	359.1.53.101.2	HEADLAMP HOUSING	1	1
24	25585	HEXAGON SCREW M8x16 DIN 933	N 2	2
25	26819	SPRING RING B8 DIN 127	N 2	2
27	24927	HEXAGON SCREW M6x12 DIN 933	N 1	1
28	900.3267	SERRATED LOCK WASHER A6,4 DIN 6798	N 2	2
29	904.0758	RATTLE (with faston plug- connection) black	1	1

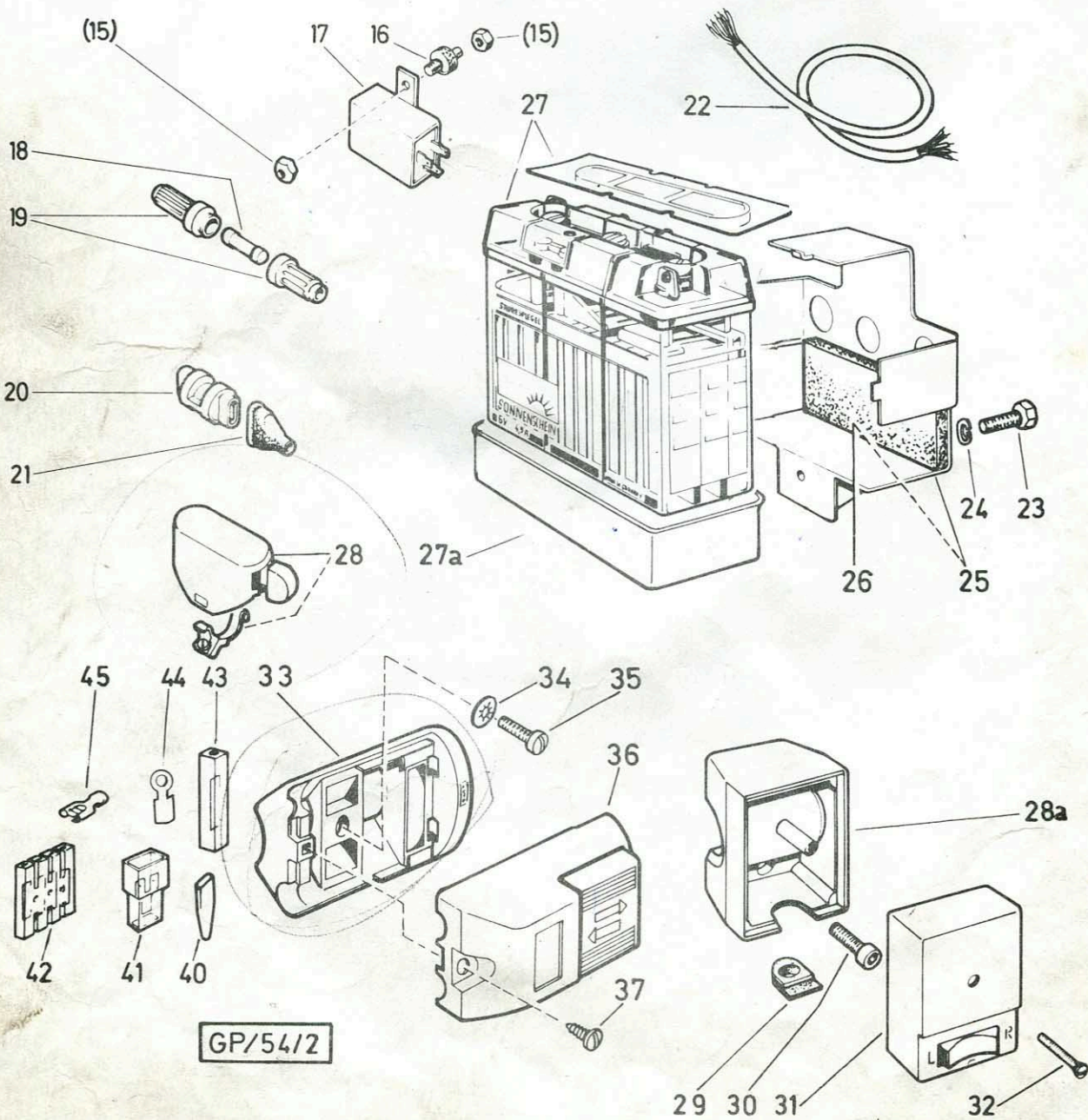
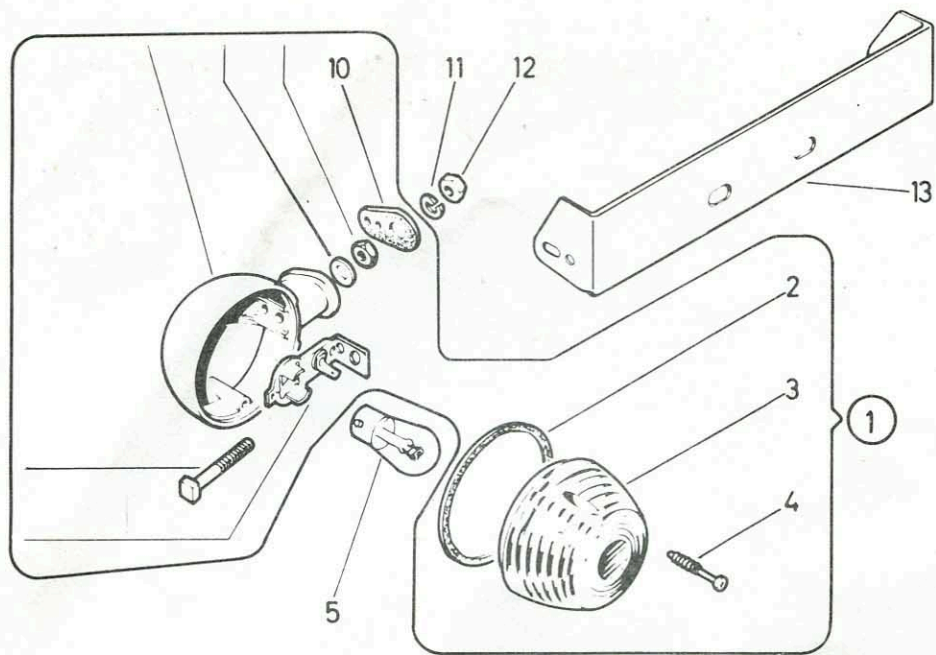
up to ma.2101195

for model Grand Prix
from ma.2101196

**23. HEADLAMP, ELECTRICAL COMBINATION SWITCH, RATTLE, TAIL-LIGHT,
WIRING HARNESS (cont.)**

Ref.- No.	Part-No.	Description	Requd. No.	
			Grand Prix	{ SDP SDP Special }
30	359.1.57.200.0	WIRING HARNESS compl.	1	-
30	359.4.57.200.0	WIRING HARNESS compl.	-	1
31	359.2.55.000.0	TAIL-STOP-LIGHT compl.	1	1
32	359.1.55.001.1	HOUSING FOR TAIL-STOP-LIGHT	1	1
33	359.2.55.003.0	HEADLAMP BRACKET PLATE compl.	1	1
34	359.2.55.005.0	GLAS FOR LAMP compl. (with part 35)	1	1
35	337.1.55.107.1	LENS HEAD SCREW (4, 2x50)	2	2
36	902.0709	BULB 6V 18/3W, BAY 15d	1	1
* 41	337.1.53.117.0	LIGHTING SWITCH compl.	1	-
(41)	359.1.53.117.0	LIGHTING SWITCH compl.	-	1
42	28881	CHEESE HEAD SCREW M4x10 DIN 84 N1		1
46	900.2104	HEXAGON NUT M5 DIN555	N 2	2
47	24793	WASHER 4,3 DIN 125	N 2	2
48	328.1.50.530.0	THROTTLE (Pagani No.0196-200x0,5)	1	1
49	900.1333	CHEESE HEAD SCREW M4x30 DIN 84	N 1	1






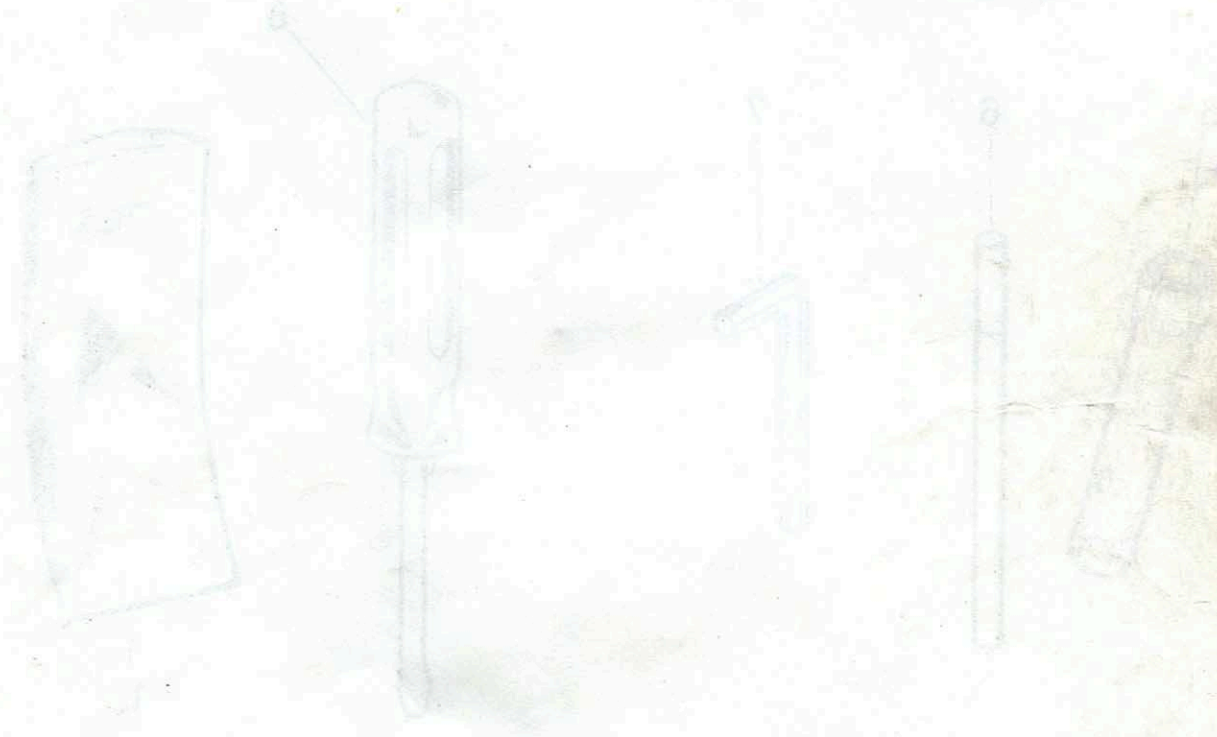
GP/54/2

24. TRAFFICATOR ASSEMBLY

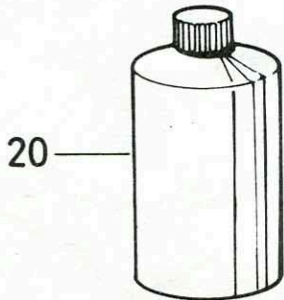

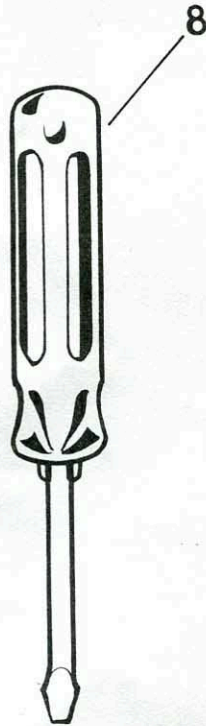
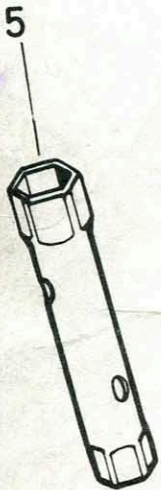
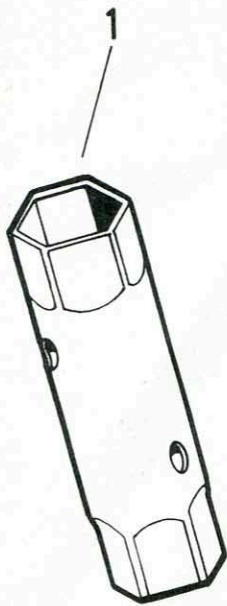
Ref. - No.	Part-No.	Description	Requd. No.	
			M50 Grand Prix	M50 SDP M50 SDP Special
1	367.1.54.000.0	TRAFFICATOR LAMP compl. (ZKW 4260100000)	4	4
2	367.1.54.005.1	GASKET (rubber) Ø67	4	4
3	367.1.54.006.1	GLASS FOR LAMP	4	4
4	367.1.54.013.1	SCREW (ZKW) 20 long	8	8
5	900.0703	BULB 6V 10W BA 15s	4	4
10	367.1.54.003.1	GASKET (rubber)	4	4
11	26834	SPRING RING B6 DIN 127	N 4	4
12	900.2106	HEXAGON NUT M6 DIN 555	N 4	4
13	359.1.54.015.1	SUPPORT FOR TRAFFICATOR LAMP (rear)	1	1
15	900.2960	HEXAGON NUT M4 DIN 985	N 2	2
16	900.9906	RUBBER BEARING	1	1
17	904.0711	TRAFFICATOR RELAY (Hella EBR 0487-00)	1	1
18	902.0774	FUSE 4A	1	1
19	101.1.5707	FUSE BOX	1	1
20	903.0755	RECTIFIER (Bosch 0 212 911 001)	1	1
21	902.0745	PROTECTION CAP (Bosch 2 200 522 002)	2	2
22	359.1.57.201.0	WIRING HARNESS compl. (for trafficator assembly)	1	-
22	359.4.57.201.0	WIRING HARNESS compl. (for trafficator assembly)	-	1
23	24928	HEXAGON SCREW M6x16 DIN 933	N 1	1
24	900.3212	SPRING WASHER A6 DIN 137	N 1	1
25	359.1.26.014.2	BATTERY CARRIER (with part 26)	1	1
26	359.1.26.013.1	DAMPER PLATE 110/50/11,5	1	1
27	904.0714	BATTERY 6V 4,5 Ah	1	1
27a	366.2.26.024.1	BATTERY BUFFER	1	1
28	366.1.54.310.0	TRAFFICATOR SWITCH (Merit 550000)	1	- up to ma. 2101195
28a	359.1.54.218.1	SWITCH BRACKET	-	1
29	359.1.54.219.1	GROMMET	-	1
30	900.9004	CHEESE HEAD SCREW with hexagon socket M6x16 DIN 912	N -	2

24. TRAFFICATOR ASSEMBLY (cont.)

Ref.- No.	Part-No.	Description	Requid. No.	
			M50 Grand Prix	M50 SDP M50 SDP Special
31	359.1.54.217.0	TRAFFICATOR SWITCH compl. (with part 32)	-	1
32	900.1667	OVAL HEAD SCREW M4x35 DIN 964	N -	1
✓ 33	359.1.54.018.1	SWITCH BRACKET	1	} from ma. 2101196
34	22803	INTERNAL TOOTHED WASHER J5, 3 DIN 6797	N 1	
35	25429	LENS HEAD SCREW AM5x12 DIN 85	N 1	
✓ 36	337.1.54.117.0	TRAFFICATOR SWITCH	1	
✓ 37	900.9516	CHEESE HEAD SCREW 3,9x13 DIN 7971	N 1	
40	902.0749	FLAT-PLUG INSULATION SLEEVE	2	2
41	403.1.57.210.1	ELECTRICAL DISTRIBUTOR	1	1
42	328.1.57.001.2	CONNECTOR 3-row	2	2
43	501.2.85.117.2	CONNECTOR 1-row	1	1
44	903.0719	CABLE SOCKET	3	3
45	501.1.85.083.1	FLAT PLUG SLEEVE	8	8



REVISED



MZ/70/2

25. TOOLS

Ref. - No.	Part-No.	Description	M50 Grand Prix M50 SDP M50 SDP Special
--	359.1.70.000.0	SET OF TOOLS compl.	1
1	359.1.70.001.1	SOCKET SPANNER for plug	1
2	10181	DOUBLE-ENDED OPEN WRENCH 8/10 DIN 895	N 1
3	900.7027	DOUBLE-ENDED OPEN WRENCH 11/13 DIN 895	N 1
4	900.7019	DOUBLE-ENDED OPEN WRENCH 17/19 DIN 895	N 1
5	350.1.70.008.1	SOCKET SPANNER 10/11	1
6	359.1.70.022.1	PIN (7x160)	1
7	900.7014	SOCKET WRENCH 5 DIN 911	N 1
8	700.1.55.050.0	SCREW DRIVER	1
12	366.1.70.003.1	TOOL BAG (plastic)	1
13	900.0261/10	TOUCH-UP PAINT, silver (RAL 9006) (0,276 lbs)	as req.
13	900.0282/10	TOUCH-UP PAINT, red bronze (RAL 2002T) (0,276 lbs)	as req.
13	900.0208/10	TOUCH-UP PAINT, black (RAL 9005) (0,276 lbs)	as req.
13	900.0275/10	TOUCH-UP PAINT, dull-black (0,276 lbs)	as req.
20	900.0137	"PUCH" SHOCK ABSORBER OIL (1 litre)	as req.




4.12
1.94

5.96

1/2
1/2
1/2

1/2

IceniCAM On-Line Library



www.icenicam.org.uk