

**Steyr-Daimler-Puch (G.B.) Ltd.**

6 Trinity-Square

Nottingham NGL 4AF

ENGLAND

Telephone: Nottingham 42-4-82



England

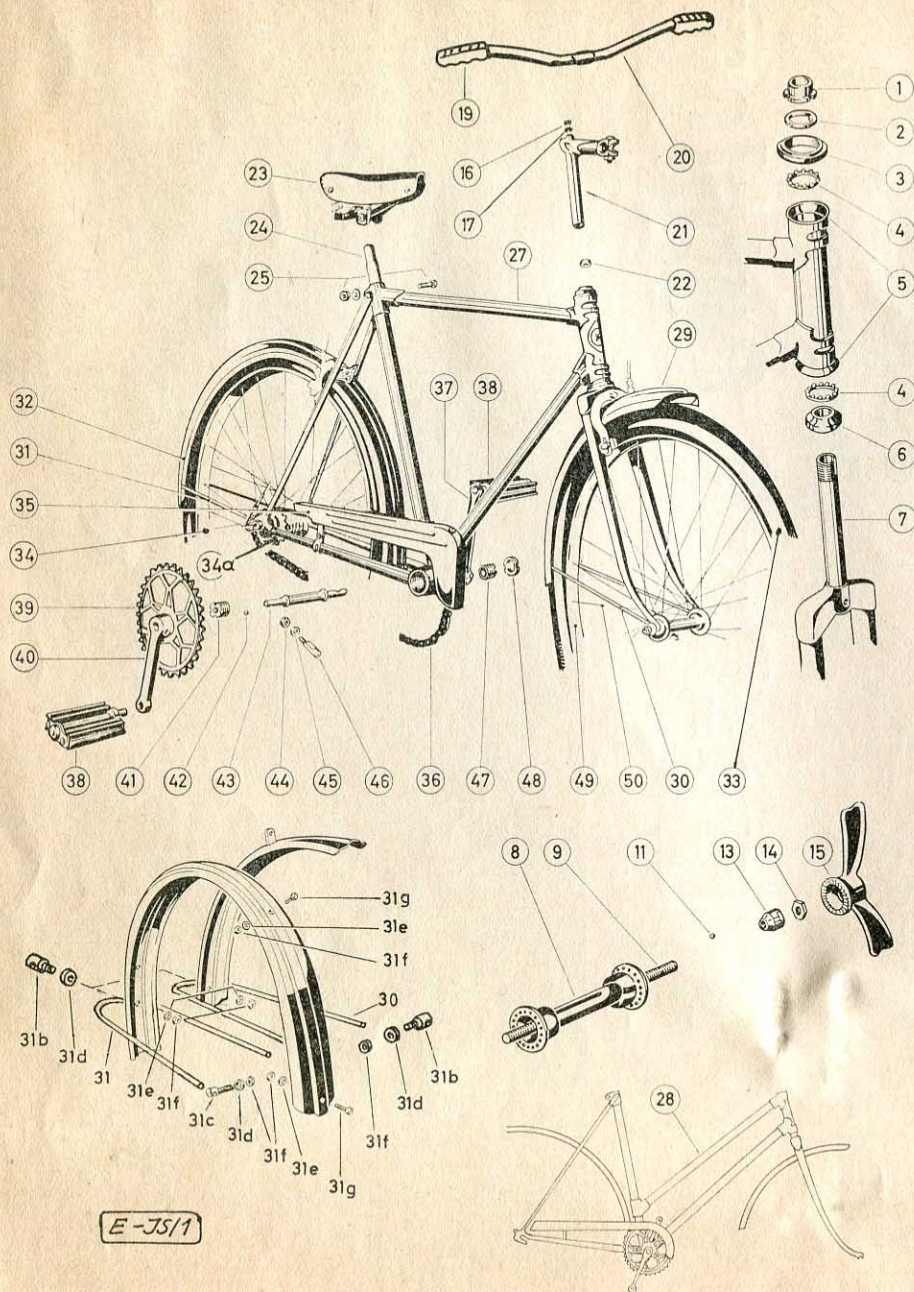
**Bicycles**  
**„Jungmeister-Super“**

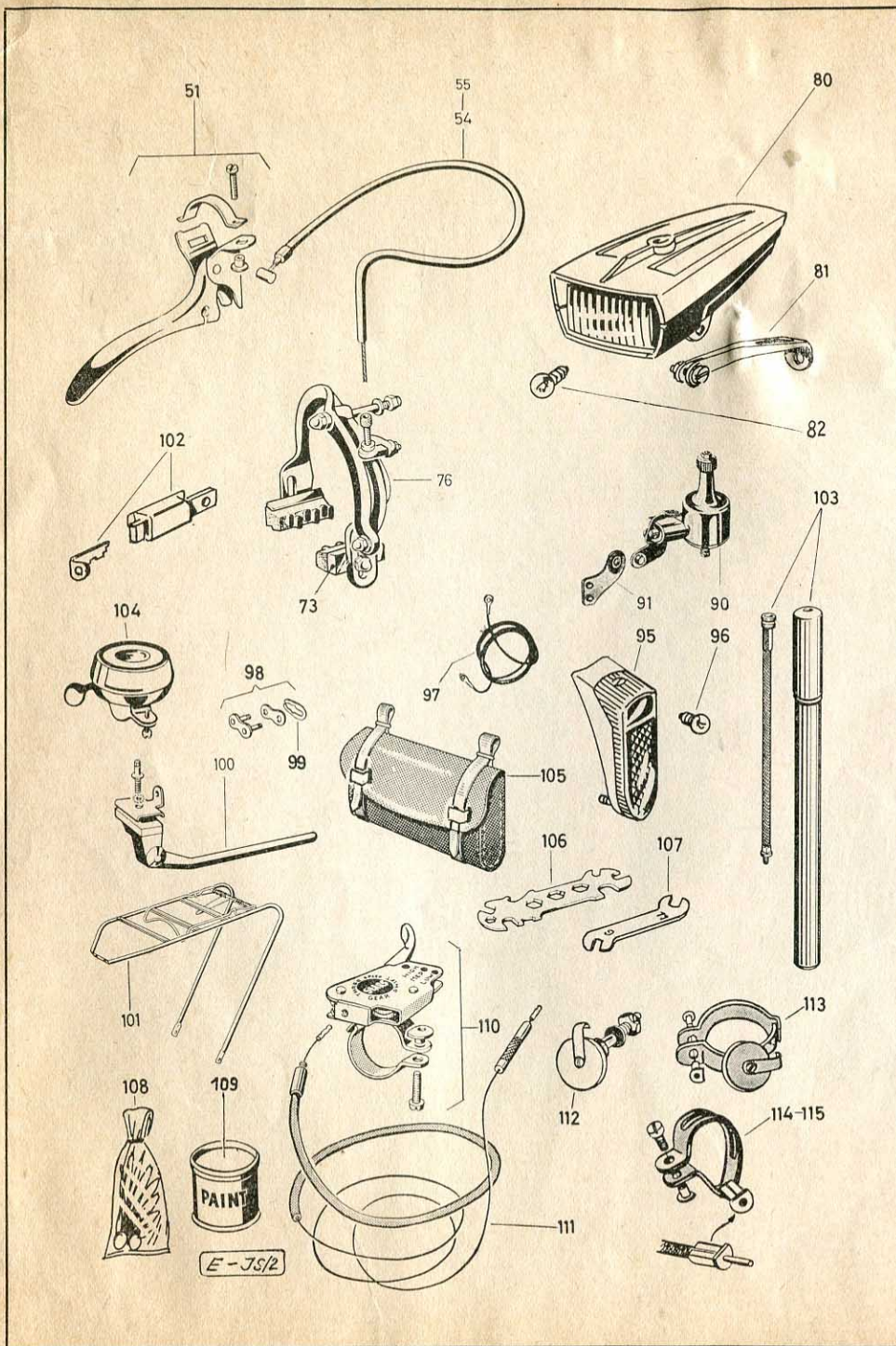
# **Spare-Parts Catalogue**

Edition July 1968

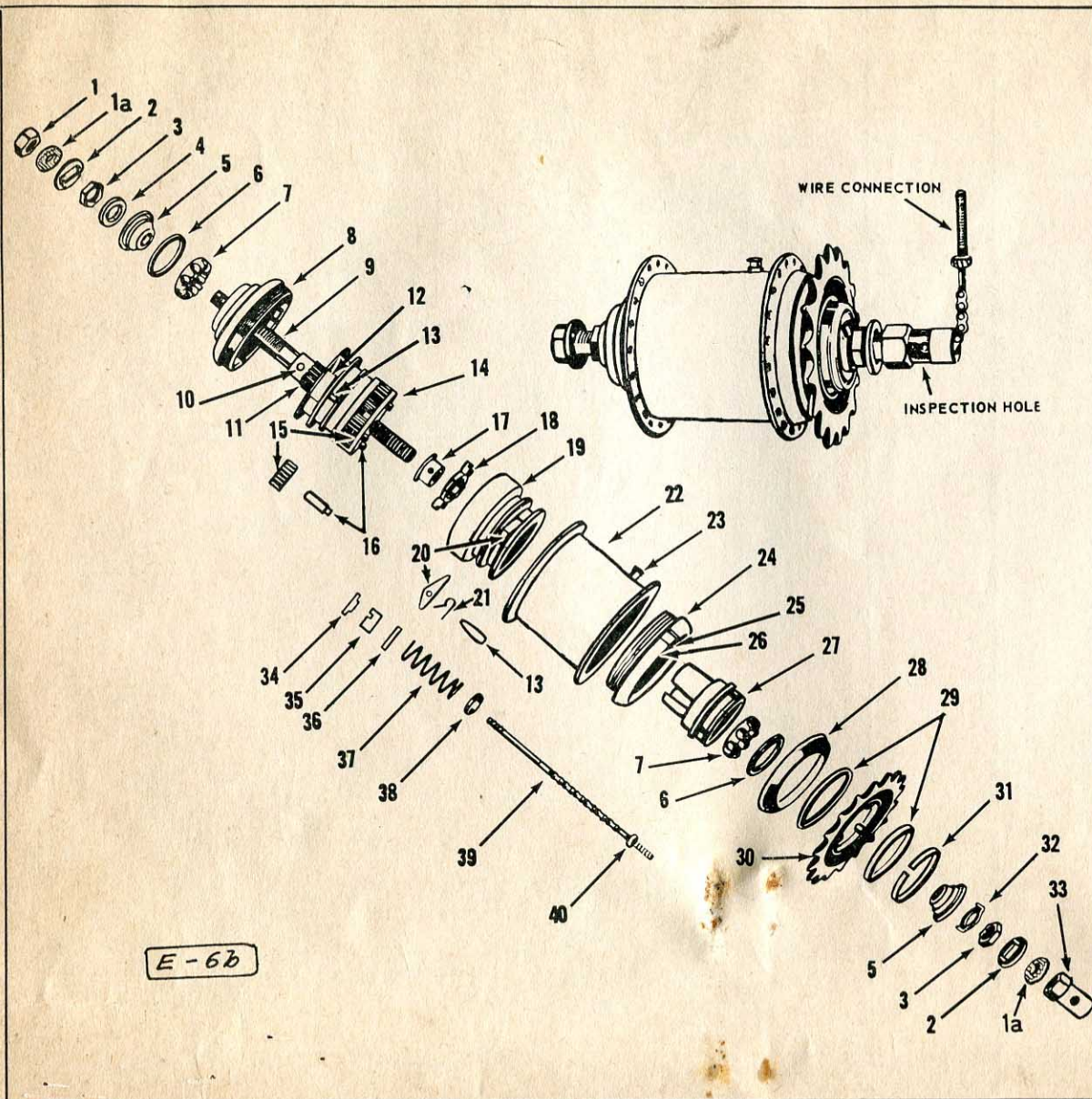
## PARTS LIST FOR BICYCLES „JUNGMEISTER-SUPER“ Ladies — 26“ — Men's

Ref. No.	Part No.	Description
*	3293.0	One Set Head Assembly Parts
1	3294	Fork Lock Nut
2	3295	Fork Lock Nut Washer
3	3530	Fork Top Adjusting Cone
4	3298	Ball Retainer with Balls (2 required)
5	3299	Head Ball Cup (2 required)
6	3300	Lower Fork Adjusting Cone
7	600.1.30.015.2	Fork (for Men's)
7	600.1.30.043.2	Fork (for Ladies)
*	600.1.41.051.0	Front Hub compl. (Parts of Ref. Nos. 8—14)
8	3620	Front Hub Shell
9	3384	Front Axle
11	22757	Ball 7/32" dia. 18 pieces
13	534	Front Hub Cone (2 required)
14	3165	Front Hub Lock Nut (2 required)
15	600.1.41.003.2	Wing Nut (2 required)
*	600.1.32.017.0	Handle Bar compl.
16	600.1.32.024.1	Expander Bolt
17	186	Washer
19	600.2.35.024.1	Grip ( 2 required)
20	600.1.32.006.2	Handle Bar
21	605.3226.0	Handle Bar Stem compl.
22	600.1.32.022.1	Cone
23	600.1.63.020.0	Saddle
24	600.1.23.051.1	Seat Post (Ladies and Men's)
25	900.1055.0	Seat Post Bolt, Nut and Washer
27	600.4.20.621.2	Frame (for Men's)
28	600.2.20.618.2	Frame (for Ladies)
29	600.1.27.110.2	Front Fender (for Ladies and Men's)
30	600.1.27.072.1	Brace for Front Fender
31	600.1.27.073.1	Brace for Rear Fender
31b	605.2764	Clamp Bolt for Fender (20 mm long)
31c	600.1.27.117.1	Clamp Bolt for Fender (24 mm long)
31d	3734	Disc
31e	900.3255	Serrated Lock Washer A 5,3 DIN 6798
31f	24772	Hexagon Nut M 5 DIN 934
31g	900.1312	Cheese Head Screw M 5×10 DIN 84
32	600.2.27.113.2	Rear Fender (for Ladies)
32	600.4.27.114.2	Rear Fender (for Men's)
33	600.2.40.031.2	Front Wheel compl. (without Tire)
34	600.2.40.231.2	Rear Wheel compl. (without Tire)
34a	604.4140	Splined Sprocket (18 teeth)
	604.4141	Splined Sprocket (19 teeth) — Serial
	604.4142	Splined Sprocket (20 teeth)
	604.4143	Splined Sprocket (21 teeth)
*	900.0816	Chafing strip
*	900.0815	Inner tube
*	900.0835.7	Tire 26"×1 3/8"
35	600.7.28.002.0	Chain Guard (for Ladies)
35	600.5.28.002.0	Chain Guard (for Men's)
36	600.1.15.104.0	Chain (104 links)
37	600.1.12.100.1	Crank l. h. s.
38	600.3.18.036.0	Pedals (with white Rubber)
39	600.1.12.110.2	Crank r. h. s. compl.
40		
41	600.1.11.101.1	Hanger Ball Cup r. h. s.






42	22751	Ball 1/4" dia. (22 required)
43	600.1.11.100.1	Axle
44	900.2909	Nut (2 required)
45	900.3926	Washer (2 required)
46	605.1313	Wedge (2 required)
47	600.1.11.102.1	Hanger Ball Cup l. h. s.
48	600.1.11.103.1	Hanger Knurled Nut
49	600.2.48.001.1	Rim 26" x 1 3/8" — Chrome
50	600.2.46.280.1	Spoke for Front Wheel
50	600.2.46.272.1	Spoke for Rear Wheel
*	900.0853	Nut for Valve Stem
*	3184	Nipple (72 required)
51	600.1.25.003.0	Brake Lever compl. for Front Wheel Brake
51	600.2.25.003.0	Brake Lever compl. for Rear Wheel Brake
54	602.1.25.004.0	Brake Cable compl. for Front Wheel (Ladies and Men's)
55	600.1.25.111.0	Brake Cable compl. for Rear Wheel (Men's)
55	600.1.25.102.0	Brake Cable compl. for Rear Wheel (Ladies)
73	4022	Brake Shoe with Rubber Disc and Nut
76	600.1.25.001.8	Front Wheel Brake compl. (Ladies and Men's)
76	600.3.25.002.8	Rear Wheel Brake compl. (Ladies and Men's)
76	600.1.25.505.0	Front Wheel Brake compl. with Brake Lever and Brake Cable (Ladies and Men's)
76	600.1.25.602.0	Rear Wheel Brake compl. with Brake Lever and Brake Cable (Ladies)
76	600.1.25.601.0	Rear Wheel Brake compl. with Brake Lever and Brake Cable (Men's)
80	600.1.53.033.0	Head Lamp compl.
81	600.2.53.019.1	Head Lamp Mounting Bracket
82	902.0713	Bulb 6 V/2,4 W
90	600.2.50.002.0	Dynamo compl. 6 V/3 W
91	600.1.50.006.1	Dynamo Mounting Bracket
95	600.1.55.009.0	Rear Light compl.
96	900.0782	Bulb 6 V/0,4 W
97	602.2.55.002.2	Cable, 1900 mm long
98	1140.0	Chain muster link compl.
99	1150	Link spring
100	605.7101	Kickstand (Men's)
100	605.7101.7	Kickstand (Ladies)
101	600.1.29.008.0	Luggage Carrier (rear)
102	600.1.67.003.0	Lock compl.
103	600.1.65.001.0	Tire pump compl.
104	2581	Bell (chrome plated)
105	600.3.64.004.0	Tool bag
106	600.7001	Wrench
107	24324	Wrench 9/11 DIN 895
108	800.7124.0	Coat net (for Ladies)
109	900.0259/10	Touch-up paint, red Puch 3052 T, 1/8 kg (0,276 lbs)
109	900.0267/10	Touch-up paint, blue Puch 5051 T, 1/8 kg (0,276 lbs)
	900.0268/10	Touch-up paint, green Puch 6055 T, 1/8 kg (0,276 lbs)
	900.0269/10	Touch-up paint, yellow-gold Puch 2050 T, 1/8 kg (0,276 lbs)
110	600.3.43.001.0	3 - Speed Switch compl.
111	604.4169.2	Control cable
112	604.3.4171.0	Cable Pulley and Clip compl. (for Men's)
113	604.4171.0	Cable Pulley and Clip compl. (for Ladies)
114	600.1.43.016.0	Fulcrum Clip compl. (for Men's)
115	600.2.43.016.0	Fulcrum Clip compl. (for Ladies)



### PARTS LIST FOR 3-SPEED HUB

Ref. No.	Part No.	Description
1	604.4134	Left-hand Nut
1a	600.1.43.001.1	Tab Washer
2	604.4132	Axle Lock Washer
3	604.4131	Cone Lock Nut
4	604.4130	Axle Nut Spacing Washer
5	604.4127.2	Axle Cone with Dust Cap
6	604.4107	Ball Cup Dust Cap
7	604.4106	Ball Retainer with 1/4" Balls
8	604.4108.2	Left-hand Ball Cup
9	604.4117.2	Axle fitted with Sun Pinion — 5 3/4"
10	604.4119	Dowel for Sun Pinion (Part of Ref. No. 9)
11	604.4118	Sun Pinion (Part of Ref. No. 9)
12	604.4116	Low Gear Pawl
13	604.4111	Gear Ring Pawl Pin
14	604.4113	Planet Cage
15	604.4114	Planet Pinion
16	604.4115	Planet Spindle
17	604.4120	Clutch Sleeve
18	604.4121	Sliding Clutch
19	604.4109	Gear Ring
20	604.4110	Gear Ring Pawl
21	604.4112	Pawl Spring — "R" Shape
22	604.2.4102	Hub Shell — 36°
23	604.4148	Oil Cup — 1/4" Thread
24	604.4103.2	Ball Bearings — 3/16" — 24 in set
25	22754	Right-hand Ball Ring — 3/16" Balls
26	604.4104	R. H. Inner Dust Cap for Ball Ring
27	604.4105.2	Driver for Splined Sprocket
28	604.4147	Right-hand Outer Dust Cap
29	604.4145	Spacer Washer for Splined Sprocket
30		Splined Sprocket — see bicycle-parts list — inside, Ref. No. 34a
31	604.4146	Spring Ring for Splined Sprocket
32	604.4129	Right-hand Cone Locking Washer
33	604.4133	Right-hand Axle Nut
34	60.4122	Axle Key Threaded Hole
35	604.4123	Thrust Ring for Sliding Clutch
36	604.4124	Thrust Washer
37	604.4126	Clutch Spring
38	604.4125	Cap for Clutch Spring
39	604.4135.2	Indicator — Complete
40	604.4139	Lock Nut for Screwed Connection

# IceniCAM On-Line Library



[www.icenicam.org.uk](http://www.icenicam.org.uk)