



IceniCAM Information Service




www.icenicam.org.uk




SPARE PARTS LIST

PHILLIPS
Fanda

ENGINE






PARTS LIST

Sheet No. 1 Date MAY 1959


PART NO.	DESCRIPTION	TRADE PRICE			RETAIL PRICE			PER
		£	s.	d.	£	s.	d.	
ENGINE								
V. 1.	Crank case complete, (parts Nos. 2-8)	3.	2.	6.	4.	13.	9.	each.
V. 2.	Half crank case, Flywheel side.	1.	6.	5.	1.	19.	8.	"
V. 3.	Half crank case, drive side.	19.	6.		1.	9.	3.	"
V. 4.	Locating bush.	4.	9.		7.	2.		doz.
V. 5.	Ball bearing, 15 x 32 x 8 mm.	5.	3.		7.	11.		each.
V. 6.	Ball bearing, 20 x 42 x 8 mm.	6.	6.		9.	9.		"
V. 7.	Ball bearing, 15 x 32 x 9 mm.	5.	10.		8.	9.		"
V. 8.	Cylinder head tie rod.	10.	7.		15.	11.		doz.
V. 9.	Magneto case complete, (parts Nos. 10-13)	1.	14.	0.	2.	11.	0.	each.
V. 10.	Magneto case	1.	4.	0.	1.	16.	0.	"
V. 11.	Shaft gasket (oil seal) 15 x 24 x 7 mm.	2.	3.		3.	4.		"
V. 12.	Ball bearing, 15 x 32 x 8 mm.	5.	3.		7.	11.		"
V. 13.	Rubber grommet.	1.	11.		2.	11.		doz.
V. 15.	Tie rod nut.			8.	1.	0.		"
V. 16.	Tie rod washer.	2.	3.		3.	5.		gross.
V. 17.	Crank case gasket, flywheel side.	2.	8.		4.	0.		doz.
V. 18.	Countersunk screw.	1.	7.		2.	5.		"
V. 19.	Hexagonal screw.	3.	3.		4.	11.		"
V. 20.	Hexagonal screw.	1.	9.		2.	8.		"
V. 21.	Hexagonal screw.	1.	11.		2.	11.		"
V. 22.	Screw.			9.	1.	2.		"
V. 23.	Cylinder screw.			5.		8.		"



PARTS LIST

Sheet No. 2 Date MAY 1959.

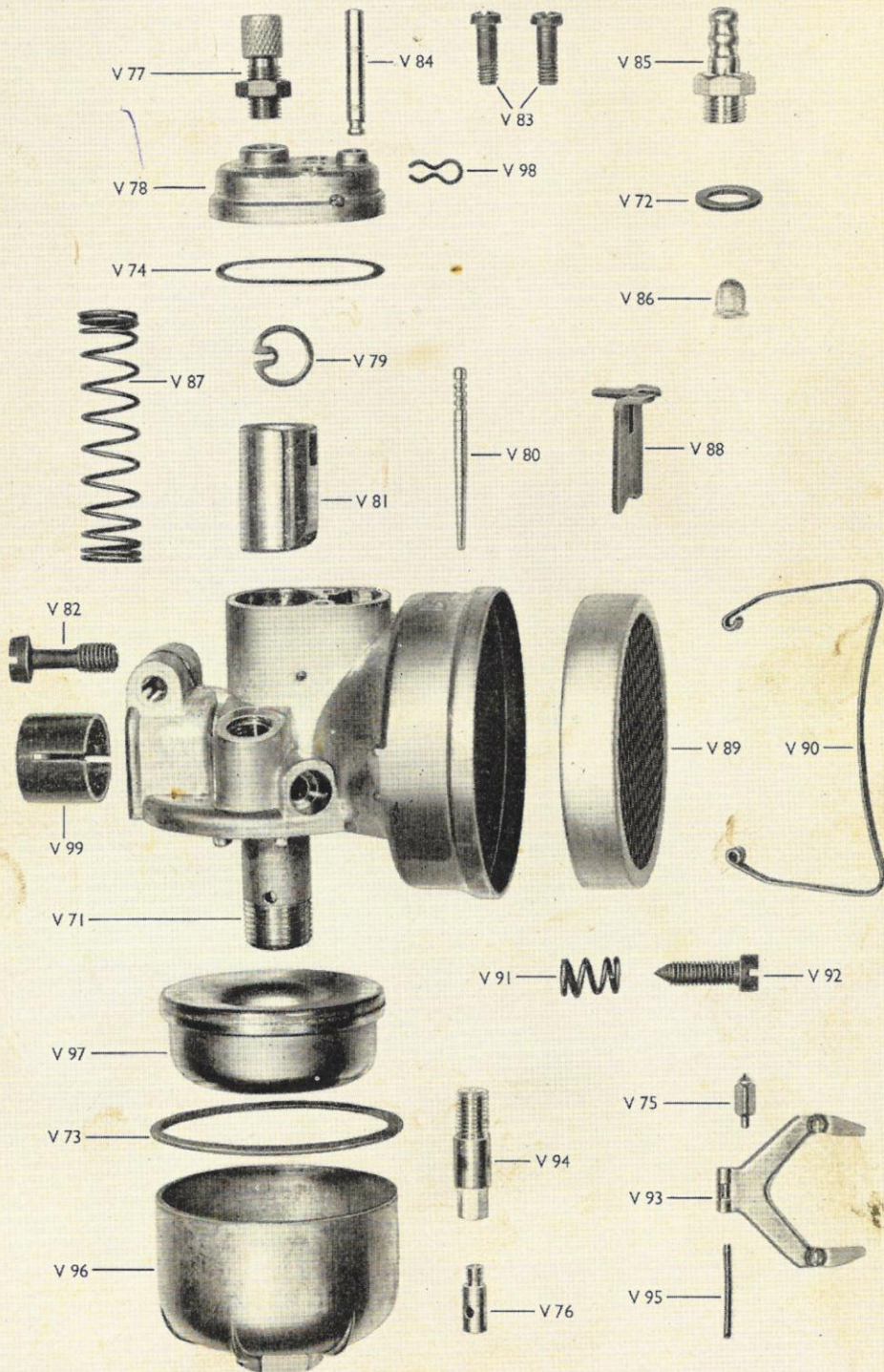
PART NO.	DESCRIPTION	TRADE PRICE			RETAIL PRICE			PER	
		£	s.	d.	£	s.	d.		
<u>ENGINE</u> cont ...									
V. 24	Nut.			7.			11.	doz.	
V. 25.	Washer.		2.	4.		3.	6.	gross.	
V. 26.	Cylinder base gasket.		6.	8.		10.	0.	doz.	
V. 27.	Crank case gasket, clutch side.		2.	8.		4.	0.	"	
V. 28.	Shaft gasket (oil seal) 15 x 24 x 7 mm.		2.	3.		3.	4.	each.	
V. 29.	Washer.		2.	4.		3.	6.	gross.	
V. 30.	Toothed washer.			5.			8.	doz.	
V. 32.	Crankshaft complete.	2.	11.	5.	3.	17.	2.	each.	
V. 35.	Small-end bush.		1.	8.		2.	6.	"	
V. 36.	Flywheel location peg.			7.			11.	doz.	
V. 37.	Piston complete, (parts Nos. 38 - 41).	1.	5.	2.	1.	17.	9.	each.	
V. 38.	Piston only.		17.	7.		1.	6.	5.	"
V. 39.	Piston ring.		1.	11.		2.	11.	"	
V. 40.	Gudgeon pin.		3.	1.		4.	8.	"	
V. 41.	Gudgeon pin circlip.		2.	0.		3.	0.	doz.	
V. 42.	Helical gear with clutch shaft.	1.	0.	6.	1.	10.	9.	each.	
V. 43.	Nut.		2.	7.		3.	11.	doz.	
V. 44.	Washer.			7.			11.	"	
V. 45.	Compensating washer.		1.	11.		2.	11.	"	
V. 46.	Cylinder and liner.	2.	3.	6.	3.	5.	3.	each.	
V. 47.	Sparking plug.		3.	4.		5.	0.	"	
V. 48.	Sparking plug cap.		1.	8.		2.	6.	"	




PARTS LIST

Sheet No. 3 Date MAY 1959

PART NO.	DESCRIPTION	TRADE PRICE			RETAIL PRICE PER		
		£	s.	d.	£	s.	d.
<u>ENGINE</u> cont ...							
V. 49.	Cylinder head complete, (parts Nos. 50 & 51.)	15.	10.	1.	3.	9.	each.
V. 50.	Cylinder head.	13.	0.	19.	6.		"
V. 51.	Decompression valve complete, (parts Nos. 52 & 53.)	3.	1.	4.	8.		"
V. 52.	Decompression valve only.	1.	1.	1.	7.		"
V. 53.	Handle with lever complete, (parts Nos. 54 - 59.)	2.	0.	3.	0.		"
V. 54.	Handle with lever.	1.	11.	2.	11.		"
V. 55.	Spring for decompressor.	1.	0.	1.	6.		doz.
V. 56.	Split pin.	2.	4.	3.	6.		gross.
V. 57.	Washer.	2.	4.	3.	6.		"
V. 58.	Washer.	2.	4.	3.	6.		"
V. 59.	Decompressor securing screw.		7.		11.		doz.
V. 60.	Cylinder head gasket.		8.		1.	0.	each.
V. 61.	Carburettor securing nut.		7.		11.		doz.
V. 62.	Exhaust securing nut.		10.		1.	3.	"
V. 63.	Exhaust stud washer.	2.	4.	3.	6.		gross.
V. 64.	Carburettor stud washer.	2.	4.	3.	6.		"
V. 65.	Carburettor gasket.	6.	8.	10.	0.		doz.
V. 66.	Exhaust gasket.		4.		6.		each.
V. 69.	Carburettor union.	1.	10.	2.	9.		"



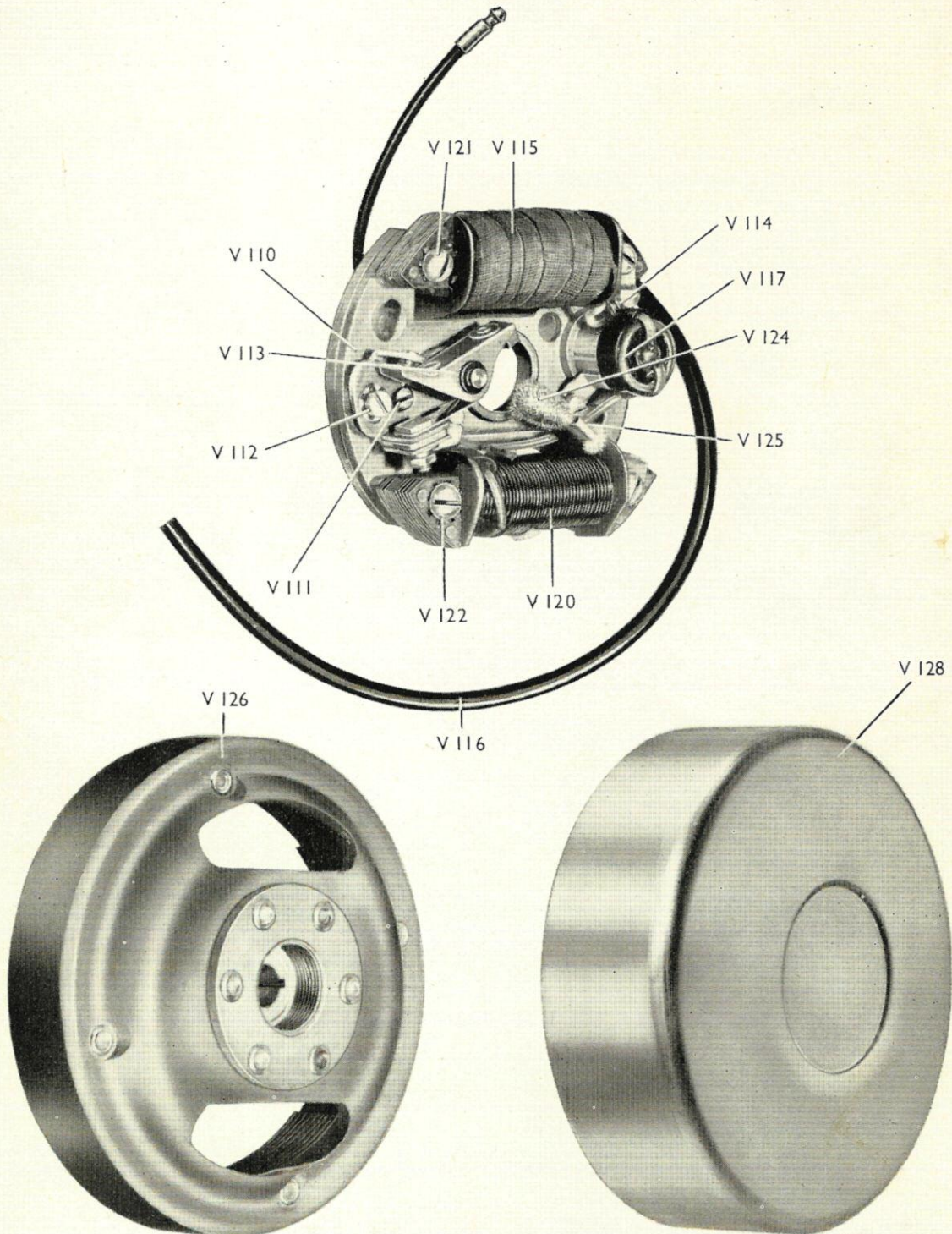



PARTS LIST

Sheet No. 4

Date MAY 1959.

PART NO.	DESCRIPTION	TRADE PRICE			RETAIL PRICE			PER
		£	s.	d.	£	s.	d.	
<u>C A R B U R E T T O R</u>								
V. 70.	Carburettor complete.	1.	9.	7	2.	4.	5.	each.
V. 71.	Carburettor body.	11.	5.		17.	1.		"
V. 72.	Petrol feed nipple washer.	3.	4.		5.	0.		doz.
V. 73.	Float chamber lip gasket.	4.	8.		7.	0.		"
V. 74.	Carburettor cover gasket.	3.	4.		5.	0.		"
V. 75.	Float needle.			8.	1.	0.		each.
V. 76.	Main jet.			9.	1.	2.		"
V. 77.	Cable adjuster with nut.			7.		11.		set.
V. 78.	Cover.	1.	10.		2.	9.		each.
V. 79.	Needle clip.	3.	0.		4.	6.		doz.
V. 80.	Throttle needle.	5.	4.		8.	0.		"
V. 81.	Throttle slide.	1.	5.		2.	2.		each.
V. 82.	Clamping screw.	4.	7.		6.	11.		doz.
V. 83.	Carburettor cover screw.	4.	7.		6.	11.		"
V. 84.	Choke plunger.	3.	0.		4.	6.		"
V. 85.	Petrol feed nipple.			8.	1.	0.		each.
V. 86.	Petrol feed filter.	5.	4.		8.	0.		doz.
V. 87.	Throttle spring.	3.	0.		4.	6.		"
V. 88.	Choke.	4.	7.		6.	11.		"
V. 89.	Air filter.	2.	3.		3.	5.		each.
V. 90.	Filter spring clip.	5.	4.		8.	0.		doz.
V. 91.	Slow running adjuster spring.	3.	0.		4.	6.		"
V. 92.	Slow running adjuster.	3.	0.		4.	6.		"
V. 93.	Float hinge plate.			11.	1.	5.		each.
V. 94.	Needle jet.			9.	1.	2.		"
V. 95.	Float hinge pin.	3.	0.		4.	6.		doz.
V. 96.	Float chamber.	2.	3.		3.	5.		each.
V. 97.	Float.	2.	3.		3.	5.		"
V. 98.	Plunger clip.	3.	0.		4.	6.		doz.
V. 99.	Carburettor insulating bush.	6.	8.		10.	0.		"






PARTS LIST

Sheet No. 5 Date MAY 1959.

PART NO.	DESCRIPTION	TRADE PRICE			RETAIL PRICE			PER
		£	s.	d.	£	s.	d.	
<u>M A G N E T O</u>								
V. 110.	Stator plate complete with all parts.	2.	4.	0.	3.	6.	0.	each.
V. 111.	Contact breaker adjuster screw. (eccentric.)	6.	8.		10.	0.		doz.
V. 112.	Contact breaker fixing screw.	2.	3.		3.	5.		"
V. 113.	Contact breaker points.	4.	9.		7.	2.		set.
V. 114.	Condenser fixing screws. (set of 4.)		6.			9.		"
V. 115.	High tension coil with fixing screws.	18.	0.		1.	7.	0.	each.
V. 116.	High tension cable.	1.	3.		1.	11.		"
V. 117.	Condenser with fixing screws.	4.	9.		7.	2.		"
V. 118.	Contact breaker washers, (set of 4.)		7.			11.		set.
V. 120.	Lighting coil (with fixing screws.)	6.	5.		9.	8.		each.
V. 121.	Fixing screws for 115. (set of 4.)		6.			9.		set.
V. 122.	Fixing screws for 120. (set of 4.)		6.			9.		"
V. 123.	Stator plate casting only.	5.	2.		7.	9.		each.
V. 124.	Cam oiler felt.	2.	3.		3.	5.		doz.
V. 125.	Oiler felt holder.		9.		1.	2.		each.
V. 126.	Flywheel with magnets, etc.	1.	13.	0.	2.	9.	6.	"
V. 127.	Magneto complete, (parts Nos. 110-126)	3.	10.	0.	5.	5.	0.	"
V. 128.	Magneto cover.	6.	4.		9.	6.		"



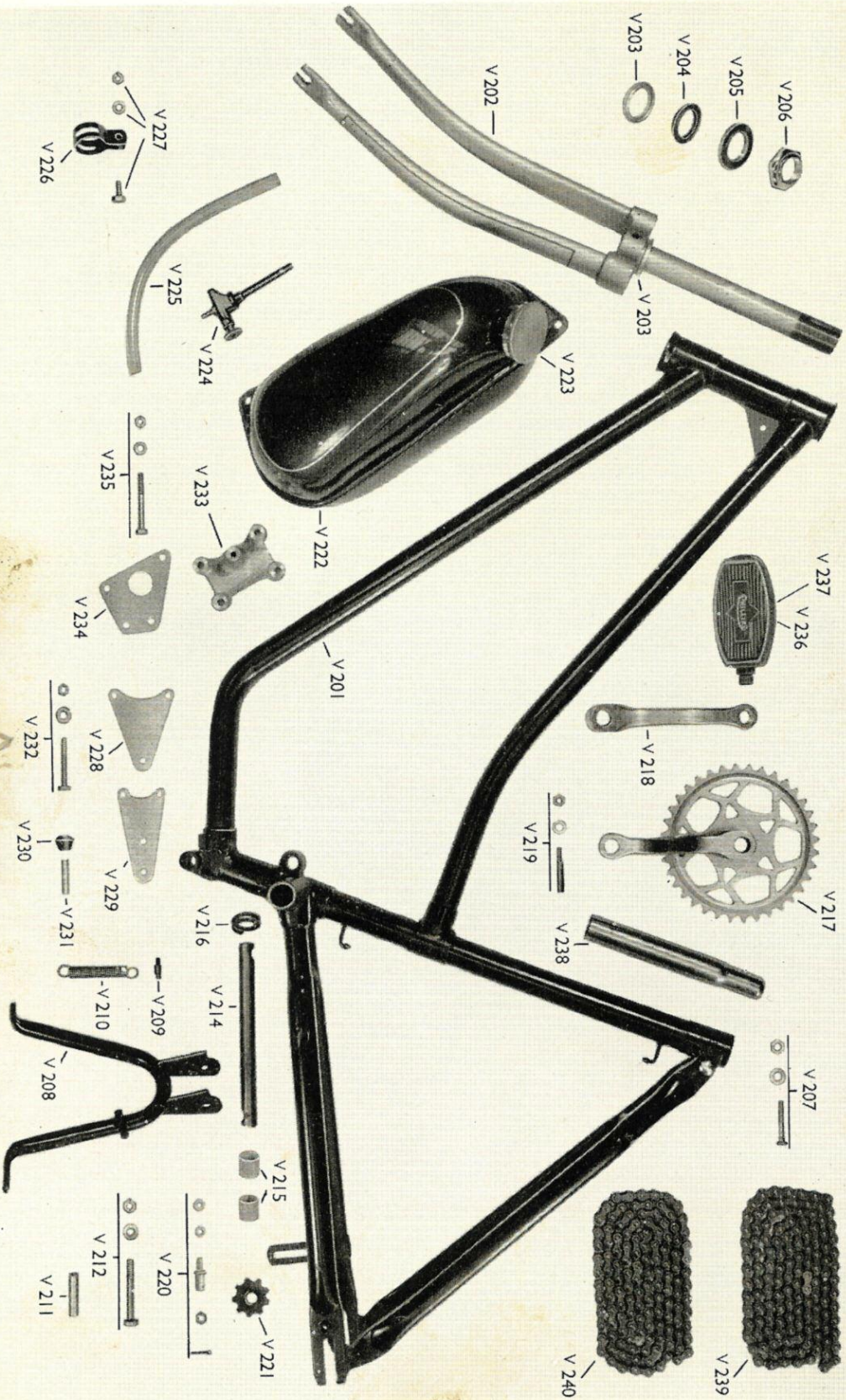
PARTS LIST


Sheet No. 6 Date MAY 1959.

PART NO.	DESCRIPTION	TRADE PRICE			RETAIL PRICE			PER
		£	s.	d.	£	s.	d.	
C L U T C H								
V.145.	Clutch complete, (parts Nos. 146-164)	2.	1.	9.	3.	2.	8.	each.
V.146.	✓ Clutch outer casing and sprocket.	12.	8.		19.	0.		"
V.147.	✓ Clutch cap.	13.	4.		1.	0.	0.	doz.
V.148.	✓ Driving sleeve.	5.	6.		8.	3.		each.
V.149.	✓ Clutch securing nut.	10.	7.		15.	11.		doz.
V.150.	✓ Driven plates.	5.	7.		8.	5.		"
V.151.	✓ Clutch ring, fibre.	13.	4.		1.	0.	0.	"
V.152.	✓ Clutch drive plates.	2.	9.		4.	1.		each.
V.153.	Pressure plate.	2.	2.		3.	3.		"
V.154.	✓ Clutch compression spring.	1.	9.		2.	8.		doz.
V.155.	✓ Clutch spring pressure cup.	1.	9.		2.	8.		"
V.156.	✓ Carrier plate.	11.	3.		16.	11.		"
V.157.	Spring ring.	2.	8.		4.	0.		"
V.158.	✓ Clutch centre stud.	1.	9.		2.	8.		each
V.159.	✓ Roller bearing.	4.	4.		6.	6.		"
V.160.	✓ Distance washer.	1.	11.		2.	11.		doz.
V.161.	✓ Clutch large circlip.	1.	11.		2.	11.		"
V.162.	✓ Clutch small circlip.	1.	7.		2.	5.		"
V.163.	✓ Clutch thrust bearing.	3.	3.		4.	11.		each.
V.164.	Clutch dome tension spring.	3.	11.		5.	11.		doz.
V.166.	Clutch operating arm.	1.	4.		2.	0.		each.
V.167.	Clutch bracket.	4.	5.		6.	8.		"
V.168.	Clutch arm retaining pin.	8.	5.		12.	8.		doz.
V.169.	Clutch shim plates.	4.	8.		7.	0.		gross
V.173.	Clutch bracket bolt.	6.	8.		10.	0.		doz.
V.174.	Clutch bracket nut.	1.	6.		2.	3.		"
V.175.	Clutch bracket washer, tooth.	5.	1.		7.	8.		gross
V.176.	Clutch bracket washer, plain.	7.	8.		11.	6.		"

PHILIPS
Panda

FRAME






PARTS LIST

Sheet No. 8 Date MAY 1959.

PART No.	DESCRIPTION	TRADE PRICE			RETAIL PRICE			PER
		£	s.	d.	£	s.	d.	
<u>F R A M E</u> cont ...								
V. 223.	Filler cap.	1.	0.	8.	1.	11.	0.	doz.
V. 224.	Tap unit.	8.	10.		5.	9.		each.
V. 225.	Petrol pipe.		6.			9.		"
V. 226.	Tank support clip.	2.	8.		4.	0.		doz.
V. 227.	Tank support clip bolt, nut and washer.		4.			6.		each.
V. 228.	Rear Engine plate. R.H.	6.	3.		9.	5.		doz.
V. 229.	Rear Engine plate. L.H.	6.	3.		9.	5.		"
V. 230.	Coned rubber and washer.	5.	4.		8.	0.		"
V. 231.	Spacer bush.	1.	11.		2.	11.		"
V. 232.	Bolt with nut & washer, rear engine mounting plates.		4.			6.		each.
V. 233.	Half clip. (Casting)	5.	1.		7.	8.		"
V. 234.	Front engine mounting plates.	7.	4.		11.	0.		doz.
V. 235.	Bolt with nut and washer, front engine mounting plates.		6.			9.		each.
V. 236.	Pedal. R.H.	3.	6 $\frac{1}{2}$.		5.	4.		"
V. 237.	Pedal. L.H.	3.	6 $\frac{1}{2}$.		5.	4.		"
V. 238.	Seat pillar.	1.	8.		2.	6.		"
V. 239.	Pedal chain.	3.	9.		5.	8.		"
V. 240.	Drive chain.	7.	7.		11.	5.		"



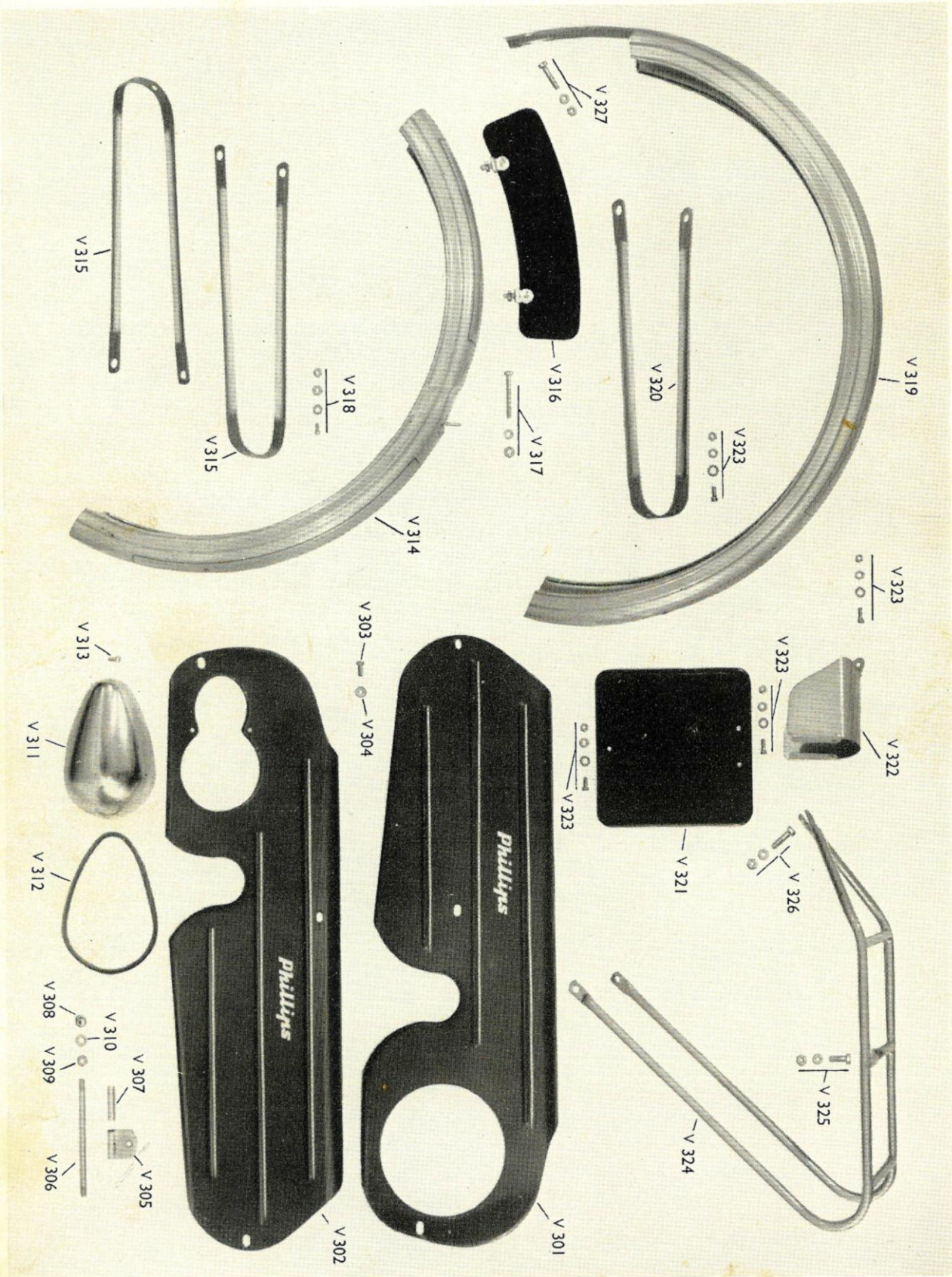
PARTS LIST

Sheet No. 7 DATE MAY 1959.

PART NO.	DESCRIPTION	TRADE PRICE			RETAIL PRICE			PER
		£	s.	d.	£	s.	d.	
<u>F R A M E</u>								
V.201.	Skeleton frame.	3.	2.	6.	4.	13.	9.	each.
V.202.	Front fork, with crown race (F402)	15.	3.		1.	2.	11.	"
V.203.	Crown race.	3.	7.		5.	5.		doz.
V.204.	Ball race.	2.	9.		4.	2.		"
V.205.	Expander race.	6.	7.		9.	11.		"
V.206.	Head lock nut.	6.	8.		10.	0.		"
V.207.	Seat pin, with nut and washer.	4.	0.		6.	0.		"
V.208.	Centre stand.	5.	8.		8.	6.		each.
V.209.	Spring anchor screw.	1.	4.		2.	0.		doz.
V.210.	Centre stand spring.	4.	0.		6.	0.		"
V.211.	Centre stand bush.	4.	4.		6.	6.		"
V.212.	Centre stand bolts, nut and washers.		7.			11.		each.
V.213.	Centre stand washer.	2.	3.		3.	5.		gross.
V.214.	Bracket axle.	2.	0.		3.	0.		each.
V.215.	Bracket bush (Nylon)		4.			6.		"
V.216.	Bracket spring washer.		2.			3.		"
V.217.	36T Chainwheel, with right-hand crank.	8.	9.		13.	2.		"
V.218.	Left-hand crank.	4.	2.		6.	3.		"
V.219.	Cotter pin, with nut and washer.	1.	13.	9.	2.	10.	8.	gross.
V.220.	Idler sprocket pin with nut, washer and split pin.		6.			9.		each.
V.221.	Jockey sprocket. (Nylon)	10.	8.		16.	0.		doz.
V.222.	Tank.	1.	1.	11.	1.	12.	11.	each.



CHAINGUARDS AND MUDGUARDS





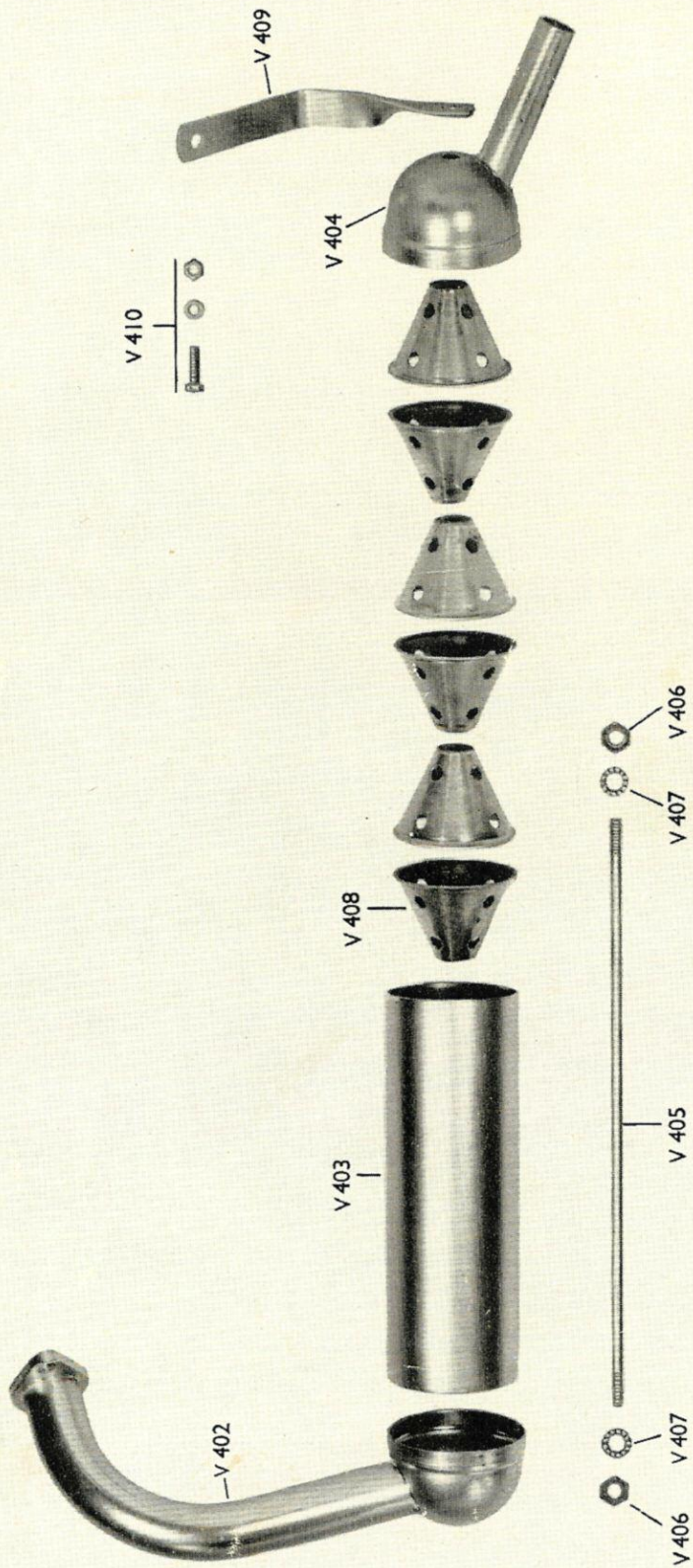
PARTS LIST


Sheet No. 9 Date MAY 1959.

PART NO.	DESCRIPTION	TRADE PRICE			RETAIL PRICE			PER
		£	s.	d.	£	s.	d.	
CHAINGUARDS and MUDGUARDS.								
V. 301.	Chainguard, R.H.	9.	5.		14.	2.		each.
V. 302.	Chainguard, L.H.	9.	7.		14.	5.		"
V. 303.	Chainguard Fastening pins. (1/4")	1.	11.		2.	10.		doz.
V. 304.	Chainguard fastening washers (5/8" o/d)		5.			8.		"
V. 305.	Spacer bracket.	2.	8.		4.	0.		"
V. 306.	Spacer rod.	3.	1.		4.	8.		"
V. 307.	Spacer tube.	2.	1.		3.	2.		"
V. 308.	Domed chainguard nut.	2.	4.		3.	6.		"
V. 309.	Spacer rod locknut.		8.		1.	0.		"
V. 310.	Spacer rod washer.		5.			8.		"
V. 311.	Clutch cover.	3.	0.		4.	6.		each.
V. 312.	Rubber.	6.	6.		9.	9.		doz.
V. 313.	Clutch cover fastening pin.		4.			6.		"
V. 314.	Front Mudguard.	3.	0.		4.	6.		each.
V. 315.	Mudguard stay. (single)	1.	6.		2.	3.		"
V. 316.	Front number plate. (complete)	1.	8.		2.	6.		"
V. 317.	Crown bolt, with nut & washer.	7.	4.		11.	0.		doz.
V. 318.	Front stay fastening pin, nut & washers.	1.	5.		2.	2.		"
V. 319.	Rear Mudguard.	3.	10.		5.	9.		each.
V. 320.	Mudguard stay.	1.	6.		2.	3.		"
V. 321.	Rear number plate.		11.		1.	5.		"
V. 322.	Tail light cover.	1.	8.		2.	6.		"
V. 323.	Rear stay fastening pin, nut & washers.	1.	5.		2.	2.		doz.
V. 324.	Carrier.	7.	1.		10.	9.		each.
V. 325.	Carrier fastening pin, with nut & washer. (1/4" B.S.F. x 1/2")	3.	9.		5.	8.		doz.
V. 326.	Carrier fastening pin, with nut & washer. (1")	4.	0.		6.	0.		"
V. 327.	Carrier fastening pin, with nut and washer. (1.1/4")	4.	0.		6.	0.		"



EXHAUST AND SILENCER



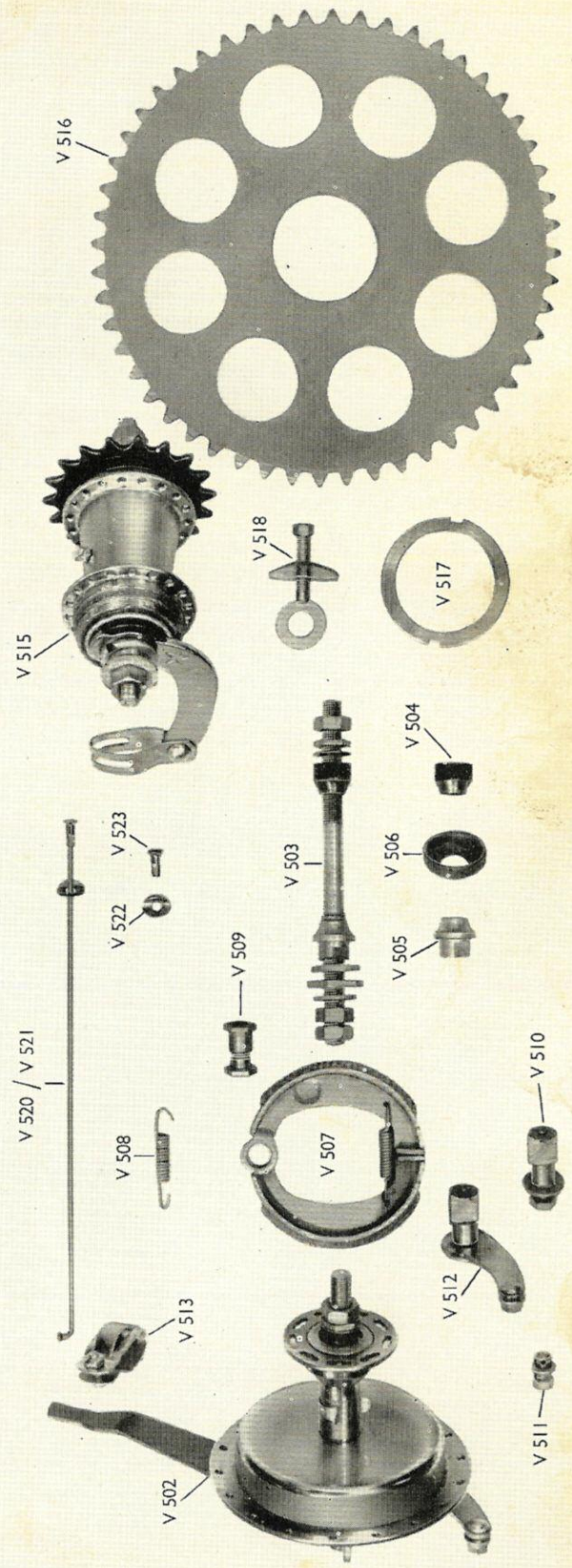
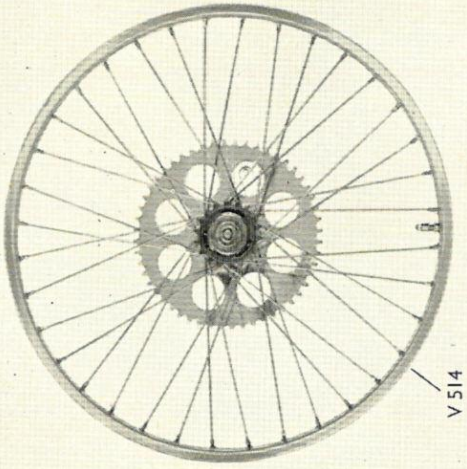
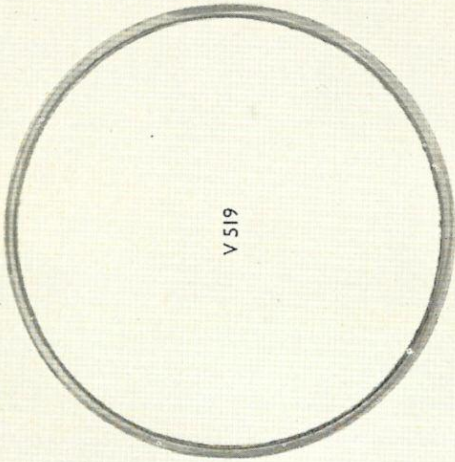
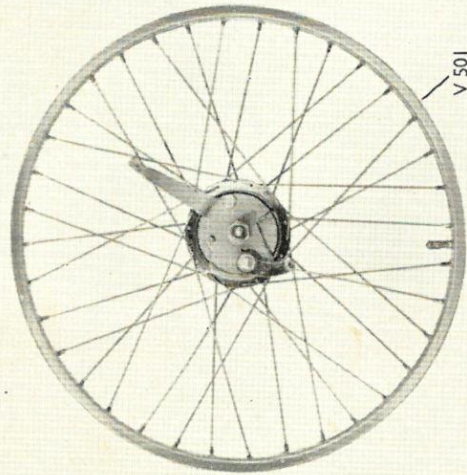



PARTS LIST

Sheet No. 10

Date MAY 1959.

PART No.	DESCRIPTION	TRADE PRICE			RETAIL PRICE			PER
		£	s.	d.	£	s.	d.	
<u>EXHAUST and SILENCER</u>								
V. 401.	Exhaust and silencer complete, (parts Nos. 402 - 410)	13.	2.		19.	9.		each.
V. 402.	Exhaust pipe.	6.	8.		10.	0.		"
V. 403.	Silencer case.	1.	9.		2.	8.		"
V. 404.	Silencer rear cap.	3.	1.		4.	8.		"
V. 405.	Centre rod.	1.	4.		2.	0.		"
V. 406.	Centre rod nut.	1.	4.		2.	0.		doz.
V. 407.	Centre rod washer.		5.			8.		"
V. 408.	Baffles, (6 per set.)	3.	8.		5.	6.		set.
V. 409.	Bracket.	4.	9.		7.	2.		doz.
V. 410.	Bracket pin, nut & washer.	3.	9.		5.	8.		"





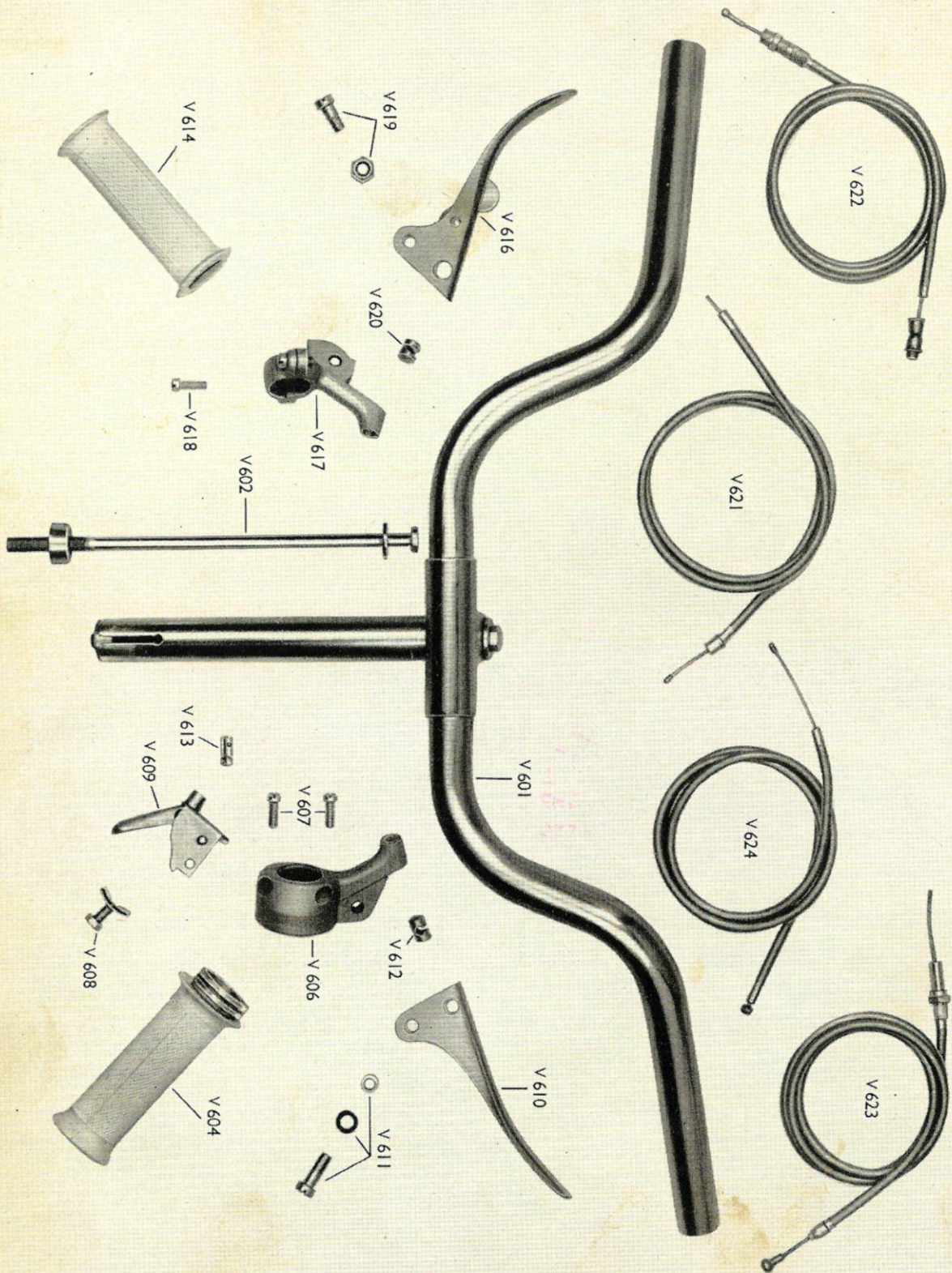
PARTS LIST


Sheet No. 11 Date MAY 1959.

PART NO.	DESCRIPTION	TRADE PRICE			RETAIL PRICE			PER
		£	s.	d.	£	s.	d.	
W H E E L S								
V. 501.	Front wheel complete.	2.	6.	11.	3.	10.	5.	each.
V. 502.	Front hub brake complete (less cable & lever.)		17.	9.	1.	6.	8.	"
V. 503.	Hub spindle unit with cones, nuts & washers.	1.	1.	3.	1.	11.	11.	doz.
V. 504.	Hub cone, fixed.		5.	1.		7.	8.	"
V. 505.	Hub cone, adjustable.		2.	4.		3.	6.	"
V. 506.	Hub cup.		2.	5.		3.	8.	"
V. 507.	Shoes & linings, with spring.	3.	2.	0.	4.	13.	0.	doz. sets.
V. 508.	Shoe spring only.		2.	3.		3.	5.	doz.
V. 509.	Shoe anchor bolt and nut.		4.	9.		7.	2.	"
V. 510.	Cam, nut and washer.		12.	0.		18.	0.	"
V. 511.	Cable anchor pin and washer.		3.	9.		5.	8.	"
V. 512.	Cam arm unit.		14.	9.	1.	2.	2.	"
V. 513.	Anchor plate clip.		3.	4.		5.	0.	"
V. 514.	Rear wheel complete.	2.	16.	3.	4.	4.	5.	each.
V. 515.	Rear hub complete.	1.	4.	0.	1.	16.	0.	"
V. 516.	Rear hub sprocket.		7.	4.		11.	0.	"
V. 517.	Lock ring.		10.	0.		15.	0.	doz.
V. 518.	Chain adjuster.		4.	5.		6.	8.	doz. prs.
V. 519.	Rim, front or rear.		7.	7.		11.	5.	each.
V. 520.	Spoke, 9.5/16", with nipple & washer.		9.	11.		14.	11.	gross.
V. 521.	Spoke, 9.3/16", with nipple & washer.		9.	11.		14.	11.	"
V. 522.	Washer only.			5.			8.	"
V. 523.	Nipple only.		3.	9.		5.	8.	"



HANDLEBAR AND CONTROLS






PARTS LIST


Sheet No. 12 Date MAY 1959.

PART NO.	DESCRIPTION	TRADE PRICE			RETAIL PRICE			PER
		£	s.	d.	£	s.	d.	
<u>HANDLEBAR and CONTROLS</u>								
V. 601.	Handlebar complete with expander bolt.	9.	8.		14.	6.		each.
V. 602.	Expander bolt with plug and washer.	10.	11.		16.	5.		doz.
V. 603.	Throttle twist grip complete with front brake and decompressor levers.	11.	8.		17.	6.		each.
V. 604.	Tubular handle with rubber grip.	2.	6.		3.	9.		"
V. 605.	Throttle rubber grip only.		10.		1.	3.		"
V. 606.	Throttle casing.	5.	8.		8.	6.		"
V. 607.	Clamping bolt.	1.	4.		2.	0.		doz.
V. 608.	Adjuster screw unit.	1.	1.		1.	7.		each.
V. 609.	Decompressor lever unit.	2.	4.		3.	6.		"
V. 610.	Front brake lever unit.	3.	0.		4.	6.		"
V. 611.	Pivot bolt nut and washer (Front brake lever)	4.	8.		7.	0.		doz.
V. 612.	Brake cable stop.	2.	0.		3.	0.		"
V. 613.	Decompressor cable stop.	2.	8.		4.	0.		"
V. 614.	L.H. Rubber grip only.	1.	0.		1.	6.		each.
V. 615.	Clutch lever unit complete.	6.	9.		10.	2.		"
V. 616.	Clutch lever only.	3.	8.		5.	6.		"
V. 617.	Clutch lever clip complete.	5.	2.		7.	9.		"
V. 618.	Clutch lever clip pin.	2.	0.		3.	0.		doz.
V. 619.	Pivot pin and nut. (Clutch lever.)	4.	0.		6.	0.		"
V. 620.	Clutch cable stop.	6.	8.		10.	0.		"
V. 621.	Throttle cable.	1.	1.		1.	8.		each.
V. 622.	Clutch cable.	1.	8.		2.	6.		"
V. 623.	Front brake cable.	1.	4.		2.	0.		"
V. 624.	Decompressor cable.		10.		1.	4.		"



LAMPS AND HORN





PARTS LIST

Sheet No. 13 Date MAY 1959.

PART NO.	DESCRIPTION	TRADE PRICE			RETAIL PRICE			PER
		£	s.	d.	£	s.	d.	
LAMPS and HORN.								
V. 701..	Lighting horn switch complete	4.	0.		6.	0.		each.
V. 702.	Headlamp complete, (without bulb)	15.	8.		1.	3.	6.	"
V. 703.	Headlamp rim.	1.	8.		2.	6.		"
V. 704.	Headlamp glass.	1.	0.		1.	6.		"
V. 705.	Headlamp reflector.		8.		1.	0.		"
V. 706.	Headlamp bulb holder complete.	1.	4.		2.	0.		"
V. 707.	Headlamp bulb, 6v. 15/15w. Plus P.Tax.	4.	8.		6.	3.		"
		1.	1.		1.	1.		"
V. 708.	Headlamp spring clip with button.		4.			6.		set.
V. 709.	Headlamp reflector retaining spring.	2.	8.		4.	0.		doz.
V. 710.	Headlamp bulb holder spring.		4.			6.		each.
V. 711.	Headlamp rim hinge wire.	2.	8.		4.	0.		doz.
V. 712.	Headlamp rubber grommet, large.	2.	8.		4.	0.		"
V. 713.	Headlamp rubber grommet, small.	1.	4.		2.	0.		"
V. 714.	Headlamp bracket.	10.	8.		16.	0.		"
V. 715.	Headlamp bracket bolt & washer.	2.	8.		4.	0.		doz. sets.
V. 716.	Headlamp wiring harness only.	1.	4.		2.	0.		set.
V. 721.	Tail lamp complete.	5.	8.		8.	6.		each.
V. 722.	Tail lamp back plate, complete with washers, nuts, cable & pads.	2.	5.		3.	8.		each.
V. 723.	Tail lamp gasket.		9.		1.	2.		"
V. 724.	Tail lamp moulding.	2.	7.		3.	11.		"
V. 725.	Tail lamp holding screw.		3.			5.		"
V. 726.	Tail lamp bulb spring.		3.			5.		"
V. 727.	Tail lamp bulb, 6v. 3w. Plus P.Tax.	1.	0.		1.	4.		"
			2.			2.		"
V. 728.	Lighting flex (tail to head), 7" long.		4.			6.		"
V. 731.	Horn complete.	8.	4.		12.	6.		"