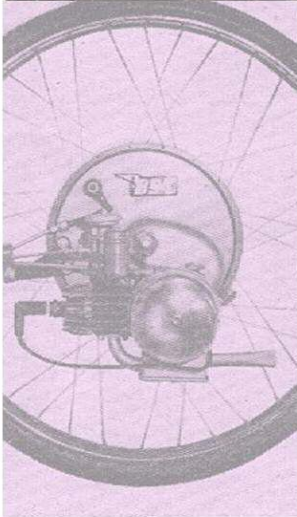



# IceniCAM Information Service



[www.icenicam.org.uk](http://www.icenicam.org.uk)



# PHILLIPS

MOTORISED BICYCLE

SPARE PARTS LIST

PHILLIPS CYCLES LIMITED  
SMETHWICK — B'HAM 40



MOTORISED BICYCLES  
SPARE PARTS LIST

BRITISH CYCLES LIMITED  
SHEFFIELD

FUEL TANK, GUARDS, COVERS, ETC.

Part No.	Per Unit	Part Name	Retail Price		
			£.	s.	d.
19-U14601	1	Fuel Tank complete with filler-cap & fuel-tap.	4.	5.	6.
19-1414602	1	Fuel Tank only	3.	12.	9.
19-14611	1	Filler-cap		5.	5.
22-U-105	1	Petrol-Tap (with reserve)		8.	2.
19-782	1	Joint Washer			2.
19-14633	1	Rubber fuel-pipe		1.	0.
19-U-14603	1	Tank attachment bracket complete		1.	11.
19-14612	1	Tank clamping bracket		3.	2.
19-14613	1	Tank clamping bolt			9.
19-14604	1	Tank clamping plate			9.
19-U-617	1	Magneto Cover		7.	0.
19-14201	1	Off-side Cover-plate		4.	9.
19-U14203	1	Clutch Cover		17.	5.
19-14204	1	Rubber Seating-Ring		1.	2.
19-14202	1	Near-side Chain-guard		12.	9.
19-14606	1	Ornamental-strip		16.	9.
19-14609	2	Tubular-rubber-seating		1.	0.
19-14610	1	Chamfered-rubber-seating		1.	0.
19-14215	2	Chain-guard securing clips			6.
19-14210	1	N/Side distance tube			9.
19-14211	1	O/Side distance tube			9.
19-14209	1	Guard Supporting-Stud		1.	2.
19-14212	2	Chain-guard Washer (Inner)			3.
19-14214	2	Chain-Guard Washer (Outer)			6.
M5DIN466	2	Knurled thumb-nut		1.	0.
A5,3,DIN6797	6	Spring Washer			2.
M5DIN934	6	Hexagon Nut			2.
M4x10DIN84	2	Screw			2.
A4,3,DIN6797	2	Spring Washer			2.
M6x15DIN91	1	Securing Bolt (Ornamental Strip)			2.
M5x12DIN84	3	Chain guard securing clip screw			2.

CHAIN TRANSMISSION AND ENGINE MOUNTINGS

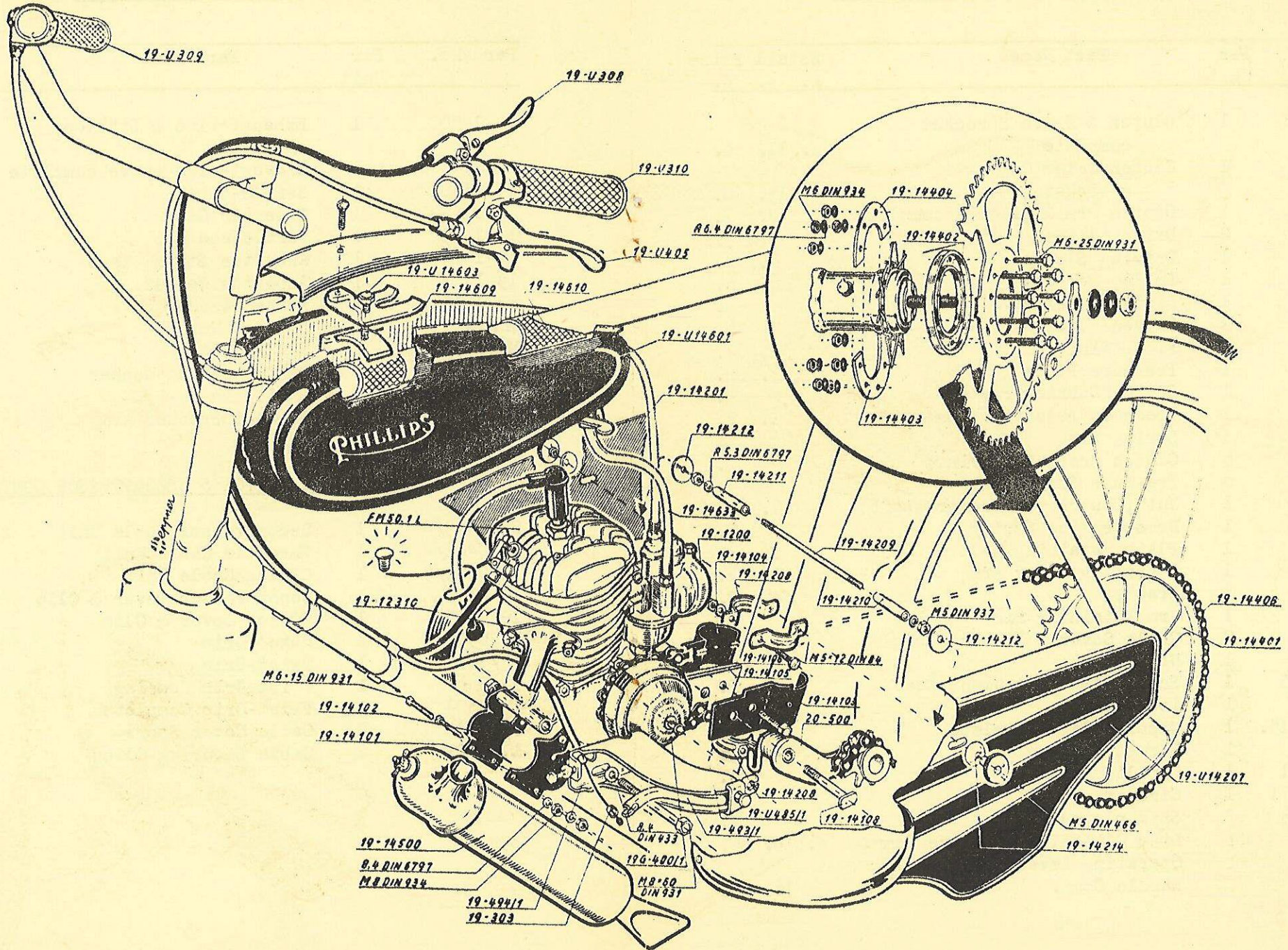
Part No.	Per Unit	Part Name	Retail Price		
			£.	s.	d.
19-14401	1	Driven Sprocket	1.	15.	3.
19-14406	1	Roller-chain $\frac{1}{2}$ " Pitch x 3/16" with Spring-link	19.	8.	
19-14402	1	Distance ring	3.	2.	
19-14403	1	5-hole Clamping-plate	2.	6.	
19-14404	1	4-hole Clamping-plate	2.	6.	
19-14101	1	Crank-case Clamp (Left side)	1.	2.	
19-14102	1	Crank-case Clamp (Right-side)	1.	2.	
19-14105	1	Crank-case Adjusting Plates (Left side)	1.	2.	
19-14106	1	Crank-case Adjusting Plates (Right side)	1.	5.	
19-14103	1	Seat-tube Clamp (Left side)	1.	2.	
19-14104	1	Seat-tube Clamp (Right side)	1.	2.	
20-500	1	Chain jockey	15.	11.	
20-407	1	Jockey Spring	1.	0.	
19-14108	1	Jockey Pivot Bolt	2.	0.	
M6x15DIN931	3	Hexagon Screws		3.	
M8x6DIN931	1	Crank-case Clamping bolt		9.	
M6DIN934	4	Seat-tube Clamping Nuts		2.	
A6x4DIN6797	4	Spring-Washers		2.	
M8DIN934	2	Hexagon Nuts		3.	
M8,4,DIN6797	2	Spring Washers		2.	
8,4DIN125	2	Washers		2.	
M6x25DIN931	9	Clamping-plate bolts		3.	
M6x18DIN931	1	Seat-tube Clamping bolt		3.	
A6,4DIN6797	9	Clamping-plate Washers (Spring)		2.	
M6DIN934	9	Clamping-plate nuts		2.	

EXHAUST AND SILENCER

Part No.	Per Unit	Part Name	Retail Price		
			£.	s.	d.
19-14500	1	Exhaust-pipe & Silencer complete	2.	18.	5.
19-U14506	1	Exhaust-pipe curve complete	1.	3.	3.
19-U1302	1	Baffle-tube		3.	0.
19-U14501	1	Silencer Case	1.	10.	6.
19-1309	1	Baffle-end cap		3.	0.
19-1314	1	Asbestos String tape			3.
19-1316	1	Asbestos Washer			3.
19-1315	1	Arched Washer			6.
M6DIN533	1	Slotted Nut			9.
M6DIN934	1	Baffle Nut			2.
A6DIN127	1	Baffle Spring Washer			2.
1,5x15DIN94	1	Split-pin			2.
		Contact Breaker Arms	8.		9.

TWIST-GRIP, CLUTCH & DECOMPRESSOR CONTROLS ETC.

22-U403/4	1	Decompressor Cable Unit	1.	11.	
22-U402/4	1	Throttle Cable Unit	1.	11.	
19-U483/3	1	Clutch Cable Unit	2.	0.	
19-U308	1	Decompressor Lever & Clip	7.	5.	
19-U405	1	Clutch Lever & Clip	16.	3.	
19-U310	1	Fixed Grip	1.	11.	
19-365	1	Twist-Grip	8.	6.	
19-366	1	Twist-Grip Housing	6.	6.	
19-U309	1	Twist-Grip Complete	14.	2.	
19-303	2	Cable Cover Stops		6.	
19-14710	2.	Cable Securing Clips			9.



CLUTCH, INTERNAL & EXTERNAL COMPONENTS

Part No.	Per Unit	Part Name	Retail Price		
			£.	s.	d.
19-U415/2	1	Clutch & Drive Sprocket complete	2.	11.	6.
19-U417	1	Clutch-Outer Casing & sprocket	15.	0.	
19-U485/1	1	Clutch Arm & bracket complete	7.	2.	
19-U499	2	Drive plates	5.	5.	
19-434/1	1	Driving Sleeve	6.	3.	
19-449	1	Roller Bearing	6.	6.	
19-448	1	Distance Washer		3.	
19-436	2	Driven plates		6.	
19-446	1	Fibre Ring	1.	11.	
19-447	1	Pressure Plate	3.	2.	
19-491	1	Spring Carrier Plate		9.	
19-490	1	Pressure relieving dome	1.	8.	
19-441/1	1	Spring ring		5.	
19-492	6	Clutch pressure springs		3.	
19-495	6	Pressure Spring Cups		3.	
19-435	1	Nut (Clutch to counter shaft)	1.	2.	
21-012/1	1	Dome Tension Spring		6.	
19-497	1	Plate retaining bolt	2.	3.	
19-493/1	1	Operating Lever Arm	1.	2.	
19-494/1	1	Bracket	4.	9.	
19-498	1	Arm Retaining Pin		9.	
19-303	2	Cable Cover & Nipple Stops		5.	
19-485	1	Nipple		6.	
M5x10DIN85	1	Screw with instrument head		2.	
A5DIN127	1	Lock Washer		3.	
H203.1.2.15.2	1	Nipple Clamp Complete		6.	
KSRD12	1	Thrust bearing	4.	9.	
5G12DIN471	1	Circlip		5.	
SG17DINE471	1	Circlip		9.	
8,4,DIN433	2	Shim plates		2.	
19-E400/2	1	Disc Clutch, chaindrive Comp.	4.	4.	6.
19-U405/1	1	Operating Lever of control handle Comp.		16.	6.



CYLINDER HEAD, CYLINDER & LINER, DECOMPRESSOR,  
PISTON, CRANKSHAFT, COUNTERSHAFT, GASKETS, ETC.

Part No.	Per Unit	Part Name	Retail Price		
			£.	s.	d.
19-112315	1	Cylinder head & Compressor Unit complete	17.	3.	
19-U12314/1	1	Cylinder & Liner Complete	1.	19.	11.
19-12202	1	Piston & Rings complete	1.	11.	11.
19-U612/1	1	Countershaft-helical gear complete	18.	9.	
19-U12201	1	Crankshaft, connecting rod, & bearings complete	2.	6.	8.
19-U618/1	1	Decompressor Lever & Clip		9.	
19-12324	1	Cylinder head & Decompressor valve	11.	3.	
19-12316	1	Decompressor Valve		6.	
19-623	1	Valve Spring		2.	
19-12319	1	Cylinder head gasket		6.	
19-12304	1	Exhaust Gasket		3.	
19-1043	1	Carburettor Gasket	1.	11.	
19-12308	1	Cylinder Liner Gasket	1.	0.	
19-122209	1	Piston	1.	3.	5.
19-12210	2	Piston Rings	2.	6.	
19-12211	1	Gudgeon Pin	3.	5.	
19-12212	2	Circlip		3.	
19-12206/1	1	Small End Bush	2.	3.	
19-12320	1	Spacer Washer		3.	
19-435	1	Counter Shaft Nut	1.	2.	
19-650	2	Spacer Washer		3.	
19-12323	1	Crankshaft Nut		3.	
A. 10. DIN127	2	Spring Washer		2.	
M. 5. DIN934	2	Carburettor Nuts		2.	
Ø5 DIN433	2	Carburettor Washers		2.	
Ø6 DIN433	2	Exhaust Washers		2.	
M6. DIN934	2	Exhaust Nuts		2.	
Ø5 DIN433	1	Washer		2.	
M5x6 DIN85	1	Decompressor Securing Screw		2.	
Ø43, DIN433	1	Valve Spring Retaining Washer		2.	
1,5x8 DIN94	1	Valve Split-pin		3.	

THE PALLAS CARBURETTOR  
(Component Parts)

Part No...	Per Unit	Part Name	Retail Price		
			£.	s.	d.
19-1100	1	Pallas Carburettor complete	2.	5.	11.
19-1001	1	Body or Mixing Chamber	17.	10.	
19-1002	1	Float Needle	3.	0.	
19-1003	1	Spray Nozzle	6.	9.	
19-1004	1	Control Jet	1.	11.	
19-1005	1	Float Chamber Lip Washer	1.	5.	
19-1006	1	Float	5.	8.	
19-1007	1	Float Hinge Pin		6.	
19-1046	1	Float Chamber	6.	9.	
19-1009	1	Throttle Slide	4.	9.	
19-1010	1	Throttle Spring		9.	
19-1011/1	1	Carburettor Top	4.	9.	
19-1012	2	Securing Screws		6.	
19-1013	1	Fibre Washer		6.	
19-1014	1	Filter	1.	5.	
19-1015	1	Petrol Feed Nipple	1.	5.	
19-1018	1	Air Filter	5.	5.	
19-1019	1	Filter Securing Bolt		9.	
19-1024	1	Spring Washer		6.	
19-1030	1	Choke Plunger	1.	5.	
19-1038	1	Jet Screw		6.	
19-1027	1	Grub Screw	1.	0.	
19-1028	1	Spring		6.	
19-1029	1	Fibre Disc		6.	
19-1035	1	Carburettor Top Gasket		9.	
19-1047	1	Adjuster	1.	5.	
19-1048	1	Adjuster Lock Nut		6.	
19-1031	1	Rubber Washer	1.	2.	
19-1049	1	Carburettor Securing Bolt	1.	2.	
19-1039	1	Insulating Bush	1.	0.	
19-U1045	1	Carburettor Inlet Union	3.	0.	

CRANKCASE, GASKETS, STUDS, BALL JOURNAL BEARINGS

Part No.	Per Unit	Part Name	Retail Price		
			£.	s.	d.
19-U12101	1	Crankcase & Journal Bearings complete	2.	2.	2.
19-U12100	1	Crankcase complete	3.	2.	0.
19-12101	1	Crankcase (Dynamo Side)	13.	5.	
19-12104	1	Crankcase (Flywheel side)	10.	9.	
19-12105	1	Crankcase (Drive side)	7.	11.	
19-206	1	Gasket (Dynamo side)			3.
19-205	1	Gasket (Flywheel side)			3.
19-12103	4	Cylinder Studs	1.	0.	
19-811	1	Cable Socket			3.
19-651	2	Liner			3.
15x24x7/K200	2	Oil Seals	3.	5.	
M5x12DIN85	1	Drain Screw			2.
B. 5DIN127	9	Spring Washers			3.
Ø5DIN433	1	Washer			2.
M5x26DIN931	2	Hexagon Screw			3.
M5x30DIN931	2	" "			3.
M5x60DIN931	3	" "			5.
M5x54DIN87	1	Counter Sunk Screw			3.
M5DIN934	6	Hexagon Nut			2.
M6DIN934	4	" "			2.
Ø6DIN433	4	Cylinder Stud Washers			2.
16004	1	Crankshaft Journal bearing	14.	2.	
16002	3	High Shoulder bearing	12.	2.	
6002	1	High Shoulder bearing	11.	10.	
19-U392		Tool bag with tools	1.	4.	9.
		Flywheel Retaining Peg			2.

*[Faint, illegible handwritten scribbles and marks covering the upper and middle portions of the page.]*

256 *perhaps*  
046 *perhaps*  
156  
546 *perhaps*

*[Handwritten signature or initials.]*