


IceniCAM Information Service



www.icenicam.org.uk

J. A. PHILLIPS & CO. LTD

TELEPHONE:
SMETHWICK 1531 (10 LINES)
TELEGRAMS & CABLES:
"TOURIST BIRMINGHAM"
CODES USED:
BENTLEYS & A.B.C. 5TH EDITION

BICYCLE FITMENTS



CREENDA WORKS
SMETHWICK
BIRMINGHAM
ENGLAND

IN YOUR REPLY PLEASE
REFER TO:-

January, 1956.

Dear Sirs,

We have pleasure in enclosing copy of our new Fitments Catalogue for Season 1956 and we hope the contents will be of interest and service to you.

Since the publication of our last catalogue we have introduced several additional lines to our range, whilst a number of existing models have been improved in specification, and full details of these additions and improvements are duly included in this new catalogue.

We would mention, particularly, the new range of Reflex Pedals illustrated on page 3. The panels of machine-cut triple prism Reflectors inserted into the pedal rubbers provide a novel and efficient safety device and one which already is making the Reflex Pedals a ready selling line.

Other new features about which we have previously advised you but which we would like to mention again, include the Phillips Inflator, a first-class engineering job finished in Chromium Plate; the Phillips Prop Stand, made from best quality steel and adjustable for different sizes of wheels; and the Phillips Cycle Stand, an inexpensive accessory which is indispensable to dealers and stockists for cycle display purposes and useful to cycle owners too for storing their machines at home.

In a separate leaflet enclosed herein we show our new range of "EXCELITE" Battery Operated Cycle Lamps. This range is designed to cover all the requirements of the cyclist who insists upon a good quality article of reputable manufacture at a competitive price. We invite you to place a trial order with your Factor for we know that once you have handled these, our latest productions, they will become as much a part of your running stock as our Pedals, Brakes and other well-known lines.

May we take this opportunity of thanking you for your valued support during the past Season and expressing the hope that the new augmented Phillips range of Cycle Components and Accessories will help you to make 1956 a record year.

Yours faithfully,

J. A. PHILLIPS & COMPANY LIMITED.



CYCLE FITMENTS

J. A. PHILLIPS & C^o LIMITED · SMETHWICK · BIRMINGHAM · ENGLAND.

CONDITIONS OF SALE AND RESALE FOR THE HOME MARKET

The goods herein listed and described are sold on the following conditions :—

1. That they are to be re-sold only in accordance with the scale of charges in operation for the current season, or such other scale which J. A. Phillips & Co., Limited, may issue or give notice of from time to time.
2. **THAT THE ARTICLES HEREIN LISTED MUST NOT BE RETAILED OR LISTED IN RETAIL LISTS BY RETAILERS AT PRICES LOWER THAN ARE STIPULATED IN OUR CURRENT DEALERS' PRICE LIST, PLUS ANY INCREASES WHICH MAY BE ANNOUNCED IN THE TRADE PRESS FROM TIME TO TIME.**
3. The articles shall not be sold apart from the cartons, containers or boxes, and the Conditions of Sale printed thereon shall not be erased or otherwise rendered illegible.
4. Business in our goods shall not be sought (or unless fitted into complete machines shall our goods be despatched) outside the United Kingdom without our written sanction.
5. Our goods shall not be exhibited at any Show or Exhibition which has not the approval of the British Cycle and Motor Cycle Manufacturers' & Traders' Union Ltd.
6. That in the case of re-sale, no allowances shall be made from our regular price by way of rebate on turn-over, and under no circumstances must the value of our goods be taken into account in any transaction in which rebate forms a part.
7. That no plea of ignorance of prices or want of price lists shall avail.
8. That the articles herein listed shall not be disposed of or offered for sale by auction, and that any re-sale shall be subject to the same conditions.
9. That dealers agree to observe regulations officially issued by the Cycle Union.
10. That breach of any of these Conditions shall render any existing Contract null and void.
11. That the acceptance of these goods by any purchaser will be considered an acknowledgment by him that they are sold to him on these Conditions, and that he agrees with his vendor to observe same.
12. **All orders, contracts, negotiations and correspondence shall be construed and all disputes decided and settled according to the law of England.**

**THE NAME PHILLIPS ON CYCLE PARTS IS A
GUARANTEE OF EXCELLENCE AND RELIABILITY**



Cycle Fitments



PHILLIPS

Quality

CYCLE FITMENTS

J. A. Phillips & Co. Limited have pleasure in presenting this new edition of their catalogue of cycle components and accessories, and your attention is particularly drawn to the new lines and the improvements to old ones, which have been introduced since the last catalogue was published.

Over 60 years have elapsed since J. A. Phillips commenced the manufacture of pedals, hubs, handlebars and brakes, and the position they soon attained as the leading makers of cycle components in the country, has been firmly held through the years, and is more pronounced today than ever before.

A look through this catalogue will show the reason why. No other manufacturer in the country, or indeed in the world, can claim such intensive specialization in the production of cycle components. Here will be found a range of manufacture, which by reason of its variety of patterns, its complete coverage of all conceivable requirements, is unique in the cycle industry.


J. A. Phillips & Co. Limited are able to present this remarkable range through a combination of matured experience with up-to-the-minute production methods. In the House of Phillips, there are many key men who have served the Company for 30 years and more; there are also many younger men who have been trained in the latest methods known to modern science. They all work together in harmony, under a virile management, to produce the incomparable service which J. A. Phillips provides for the cycle industry and for cyclists everywhere.

J. A. PHILLIPS & CO. LIMITED
SMETHWICK · BIRMINGHAM · ENGLAND

Telegrams: "TOURIST, BIRMINGHAM"
Code: A.B.C. 5th Ed. and BENTLEY'S

Telephone: SMETHWICK 1531 (10 lines)
PUBLICATION 570 H


PEDALS



No. 45



No. 65



No. 58



No. 97



No. 98

For over sixty years, J. A. Phillips have been the largest manufacturers of Pedals in the world, and all the accumulated knowledge and experience gained over this long period of leadership is put into the manufacture of the pedals shown on this and the following pages. The various models differ in style and design, but they are all the product of the engineering skill and "know-how" for which the name of J. A. Phillips is famous the world over.

No. 45. Anglo Gent's, 4". This is a De Luxe Model and an old established favourite in the Phillips range. Fitted with best quality Rubbers, machined Cups, Easy-fit Dust Caps and specially hardened Cones and Spindles.

No. 46. Anglo Lady's, 3½". As No. 45, but with 3½" Rubbers.

No. 65. Celtonia Gent's, 4". The best known and most popular Pedal in the world. Designed for hard wear, this Pedal is built throughout with best quality materials, and is guaranteed to give satisfaction.

No. 66. Celtonia Lady's, 3½". As No. 65, but with 3½" Rubbers.

No. 58. Credex Kiddies, 3". Specially designed for Kiddies Cycles and Tricycles. Although economical in price, it is built with the same quality of material and workmanship as the adult models.

No. 97. Philco, 4½". Similar in design and quality to Model No. 65, but fitted with 4½" Diamond Rubbers.

No. 98. Philco, 4½". As No. 97, but with 4½" Rubbers.

GENERAL SPECIFICATION.

Spindle Ends threaded 9/16" × 20T. (British Standard). Supplied ½" × 20T. × ½" (American Standard) to order.

All Pedals are fitted with Adjustable Bearings.

All Pedals are fitted with 5/32" Balls throughout.

The Standard Finish of the Pedals shown on this page is Chromium Plate. Black Enamelled Finish is supplied to order.




PEDALS

A further selection of Phillips world renowned rubber pedals. The first three illustrations are of the established favourites for which there is an ever constant demand. The two models shown at the foot of the page are from the new "Reflex" range, featuring a special reflector panel inserted into the outer side of each rubber. The machine-cut triple prism reflectors are remarkably efficient and provide the rider with an invaluable safety measure at night.

- No. 200. Phillips Gent's 4", Triple-Stud. A first class Pedal, made throughout with best quality materials and equipped with the popular "Triple-Stud" pattern Rubbers.
- No. 201. Phillips Lady's 3 1/2", Triple-Stud. As No. 200 but with 3 1/2" Rubbers.
- No. 353. Phillips Gent's 4", Named-Rubber. This model is equipped with Rubbers boldly moulded with the name 'Phillips'. It also features extended endplates and alloy easy-fit dust caps.
- No. 354. Phillips Lady's 3 1/2", Named-Rubber. As No. 353 but with 3 1/2" rubbers.
- No. 152. Phillips 4", All-Rubber. Totally enclosed in thick, best quality rubber, this pedal offers maximum comfort to the rider and a minimum of trouble to keep clean.
- No. 153. Phillips 3 1/2", All-Rubber. As Model No. 152 but with 3 1/2" rubbers.
- No. 154. Phillips 4 1/4", All-Rubber. As Model No. 152 but with 4 1/4" rubbers.
- No. 125. Phillips "Reflex" Gent's, 4". Similar to Model No. 65 but with reflector panels inserted in the outer side of each rubber.
- No. 126. Phillips "Reflex" Lady's, 3 1/2". As Model No. 125 but with 3 1/2" rubbers.
- No. 127. Phillips "Reflex" Gent's, 4". Named-Rubber. Similar to Model No. 125 but with the name "Phillips" moulded in the rubbers.
- No. 128. Phillips "Reflex" Lady's, 3 1/2". Named-Rubber. As Model No. 127 but with 3 1/2" rubbers.

GENERAL SPECIFICATION.

Spindle Ends Threaded 9/16" x 20T. (British Standard). Supplied 1/2" x 20T. x 1/2" (American Standard) to order. All Bearings are fitted with Adjustable Bearings. All Pedals are fitted with 5/32" Balls throughout. The Standard Finish of the Pedals shown on this page is Chromium Plate. Black Enamelled Finish is supplied to order.



No. 200



No. 353




No. 152




No. 127




No. 125




No. 202. CREDALUX TOURIST.
(PRO. PAT. 727816.)



No. 191. CREDALUX REFLEX TOURIST.



No. 102. PHILITE RUBBER TREAD.
(PAT. No. 634981.)
(REG. DES. 848363.)



No. 157. PHILITE REFLEX RUBBER TREAD.

CREDALUX and PHILITE PEDALS

All the Pedals shown on this page are designed for cyclists who seek the comfort of rubber treads, but at the same time, require pedals which are light in weight, and which will blend with the streamlined appearance of the modern 'Lightweight.'

No. 202. Credalux Tourist. Constructed with a Rigid Two-Piece Frame, made from Best Quality Steel, and fitted with Replaceable Moulded Rubber Treads. Weight, 22 ounces per pair.

No. 191. Credalux Reflex Tourist. Similar in design to Model No. 202, but with the addition of Reflectors fitted to the Pedal Side Plates.

No. 102. Philite Rubber Tread. A Lightweight Rustless Pedal, with one-piece Die-cast Aluminium Alloy centre, replaceable Moulded Rubber Treads, and easy-fit Dustcaps. Weight, 20 ounces per pair.

No. 157. Philite Reflex Rubber Tread. Similar in design to Model No. 102, but with the addition of Reflectors fitted to the Pedal Side Plates.

GENERAL SPECIFICATION.


Spindle Ends Threaded 9/16" x 20T. (British Standard). Supplied 1/2" x 20T. x 1/2" (American Standard) to order. Adjustable Bearings 5/32" Balls throughout.



ALL-METAL PEDALS

In the Phillips range of Sports All-Metal Lightweight Pedals, there is a model to suit every type of rider — the 'Ace' speed-man, the fast club rider, and the rider who is not so fast, but who prefers the sleek, sporting appearance of this type of pedal. Every model shown on this page has been evolved after a great deal of thought and study of the varying requirements of Sports Riders throughout the world.


- No. 83. Apollo Lightweight.** An ever popular model of orthodox English design. Soundly constructed and finished in heavy Chromium Plate.
- No. 55. Anglo Lightweight.** Similar in style to Model No. 83 but constructed with machined Cups and fitted with light alloy Dust Caps. Special Anglo De-Luxe Chromium finish.
- No. 61. Celtonia Rat-Trap.** 4" wide. This Model has been a member of the Phillips Pedal range for many years and is still in great demand. It is strong and rigid in construction and designed to withstand hard wear.
- No. 101. Credalux Solid Centre.** A superior grade Pedal of the popular "Quill" style. The centre barrel is machined from solid bar. Fitted with alloy Easy-fit Dustcap.
- No. 333. Philite Single Quill.** This is a beautiful piece of workmanship. The Centre Barrel is a light alloy solid diecasting and is mounted in a one-piece U-shaped frame of stainless steel. Dust Cap is the alloy Easy-fit pattern. A pair of these Pedals weighs only 13½ ozs.
- No. 166. Philite Rustless Lightweight.** This is another model in this Phillips Pedal range which has stood the test of time, and is still as popular as ever. Note these features — Rustless Frame — Hollow Spindle — Alloy Easy-fit Dustcap — Hardened Steel Strips fitted to wearing surfaces and the weight is only 13½ ozs.




No. 83. APOLLO LIGHTWEIGHT.




No. 61. CELTONIA RAT-TRAP.




No. 101. CREDALUX SOLID CENTRE.



No. 166. PHILITE RUSTLESS LIGHTWEIGHT.
(Pat. No. 531809)



No. 333. PHILITE SINGLE QUILL.
(Reg. Nos. 848361, 852236.)



No. 70. ANGLO HEAVY CARRIER, 4"



No. 81. ANGLO HEAVY BLOCK RUBBER, 4½"



No. 84. ANGLO HEAVY CARRIER, 4½"

HEAVY CARRIER PEDALS

The Pedals shown on this page are the modern counter parts of three models which have been prominently featured in Phillips productions for very many years past. They are used extensively as original equipment by manufacturers specialising in Tradesman's Carrier cycles, and the test of time has proved that they will stand up to the gruelling treatment they usually receive.

No. 70. Anglo Heavy Carrier Pedal, 4". Fitted with best quality Rubbers and machined Cups.

No. 81. Anglo Heavy Block Rubber Pedal, 4½". Fitted with extra wide Rubbers, 4½" long and machined Cups.

No. 84. Anglo Heavy Carrier Pedal, 4½". A modified version of Model No. 81 but still fully guaranteed for heavy carrier work.

GENERAL SPECIFICATION.

ALL Three Models are fitted with specially reinforced Spindles for heavy Carrier work.

Adjustable Bearings.

5/32" Balls throughout.

Winged Dustcaps and additional Locknuts.

Spindle Ends threaded 9/16" x 20T. (British standard). Supplied 1/2" x 20T. x 1/2" (American standard) to order.

The three models shown on this page are finished in Best Black Enamel as standard.



Cycle Fitments



SPARE PARTS FOR PEDALS

DESCRIPTION	LIST No.	SUITABLE FOR:
SPINDLE UNITS	P 127x P 133x P 134x P 140x P 141x P 110x P 121x P 128x P 129x P 143x P 148x P 130x	45, 61, 65, 125, 127, 200, 353 46, 66, 126, 128, 201, 354 58 97 98 81, 84 70 83, 55 166 102, 157 191, 202 101, 333
CONES	P 203 P 202	All except 70, 81 70, 81
LOCK WASHERS	W 1002 W 1005	All except 70, 81 70, 81
LOCK NUTS	N 1003 N 1013	All except 70, 81 70, 81
RUBBER BARS AND NUTS	P 701x P 702x P 703x P 704x P 705x P 706x P 718x	45, 65, 125, 127, 200, 353 46, 66, 126, 128, 201, 354 58 97 98 81, 84 70
RUBBER BAR NUTS " " LOCKNUTS	N 601 N 610	All Pedals 70, 81, 84
DUSTCAPS	P 515 P 516 P 518 P 504 P 514	58, 61, 65, 66, 83, 97, 98, 125, 126, 127, 128, 191, 200, 201, 202 45, 46, 55, 101, 166 102, 157, 333 70, 81, 84 353, 354
RUBBERS	P 601 P 602 P 604 P 605 P 606 P 616 P 618 P 619 P 667 P 668 P 688 P 694 P 695 P 696 P 697	65 66 97 98 81, 84 58 45, 70, 200 46, 201 353 354 102, 157, 191, 202 125 126 127 128



SPINDLE UNITS



CONE



LOCKWASHER



LOCKNUT



RUBBER BAR AND NUTS



RUBBER BAR NUT



DUSTCAP P 514



DUSTCAP P 504



DUSTCAP P 518



DUSTCAP P 515




DUSTCAP P 516




RUBBER


CELTONIA HUBS




No. 37. CELTONIA FRONT HUB.



No. 37c. CELTONIA "CLOSED END" FRONT HUB.



No. 39. CELTONIA REAR HUB.



No. 39c. CELTONIA "CLOSED END" REAR HUB.

All Hubs in the Celtonia range are constructed with extra large Barrels, $\frac{3}{8}$ " Spindles and $\frac{1}{4}$ " Balls, and are specially designed for use with Roadster and other cycles destined for robust usage.

Note that Models 37 and 39 are available with Detachable Closure Washers, or 'closed ends', according to customers' choice. When the latter are required the letter 'c' should be added to the list No., viz., 37c, 39c.


HUB No.	WIDTH OVER CONES	LENGTH OF SPINDLE	DRILLING	DIAM. OF SPINDLE	DIAM. OF BALLS	CHAIN LINE	
37	3 $\frac{1}{2}$ "	4 $\frac{7}{8}$ "	32H	$\frac{3}{8}$ "	$\frac{1}{4}$ "	—	—
37c	3 $\frac{1}{2}$ "	4 $\frac{7}{8}$ "	32H	$\frac{3}{8}$ "	$\frac{1}{4}$ "	—	—
39	4"	5 $\frac{5}{8}$ "	40H	$\frac{3}{8}$ "	$\frac{1}{4}$ "	1 $\frac{1}{2}$ "	G.C.C.
39c	4"	5 $\frac{5}{8}$ "	40H	$\frac{3}{8}$ "	$\frac{1}{4}$ "	1 $\frac{1}{2}$ "	G.C.C.
42	4 $\frac{1}{2}$ "	6 $\frac{1}{4}$ "	40H	$\frac{3}{8}$ "	$\frac{1}{4}$ "	1 $\frac{3}{4}$ "	G.C.C.

36 H Front and Rear, supplied to order.

Flanges are drilled to take 14 gauge or 15 gauge spokes. Drilling for 13 gauge spokes may be supplied to order.

The Cones fitted to all Phillips Hubs are made from super quality case-hardened steel and are specially treated to ensure lasting wear.

All Hubs shown on this page, except model No. 42, are supplied in Chromium Plated finish as standard. Model No. 42 is supplied in black finish as standard.



No. 42. CELTONIA CARRIER REAR HUB.



Cycle Fitments



PHILCO, CREDEX AND JUNIOR HUBS

All the Hubs shown on this page are manufactured from best grade materials throughout and are fully guaranteed to conform with Phillips standard of quality and efficiency. Only the fact that they are produced in very large quantities, with a consequent saving in production costs, enables them to be offered at the extremely keen prices quoted.

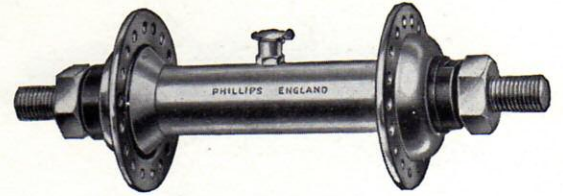
HUB No.	WIDTH OVER CONES	LENGTH OF SPINDLE	*DRILLING	DIAM. OF SPINDLE	DIAM. OF BALLS	CHAIN LINE	
67	3½"	5"	*32H	5/16"	3/16"	—	—
68	4"	5 5/8"	*40H	3/8"	1/4"	1½"	G.C.C.
36	3½"	5"	*32H	5/16"	3/16"	—	—
546	3½"	5"	*32H	5/16"	3/16"	—	—
22	3"	4½"	20H	5/16"	5/32"	—	—
23	3½"	5"	20H	5/16"	5/32"	1 5/16"	Non G.C.C.

*36 H Front and Rear, supplied to order.


Flanges are drilled to take 14G. or 15G. spokes. Drilling for 13G. spokes may be supplied to order.

The Cones fitted to all Phillips Hubs are made from super quality case-hardened steel and are specially treated to ensure lasting wear.

All Hubs shown on this page are supplied in Chromium Plated finish as standard. Black enamelled finish is supplied to order.




No. 67. PHILCO FRONT HUB.



No. 68. PHILCO REAR HUB.




No. 36. CREDEX FRONT HUB.



No. 546. CREDEX FRONT HUB.
(Pat. No. 698124).




No. 22. "PHILLIPS" JUNIOR FRONT HUB.



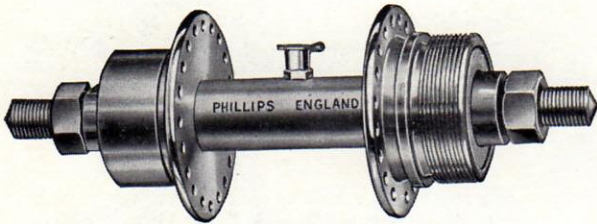
No. 23. "PHILLIPS" JUNIOR REAR HUB.

CREDALUX HUBS

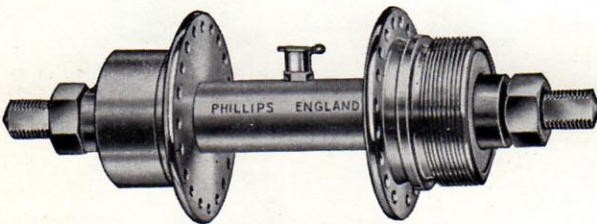
In the Credalux Range, the Flanged Hub Ends are **Precision Turned from Best Quality Solid Steel Bar** (not Castings)—a feature which provides easy-running combined with light weight and strength.




No. 167. CREDALUX FRONT HUB.




No. 168. CREDALUX REAR HUB.




No. 169. CREDALUX REAR HUB.
With Flatted Spindle.



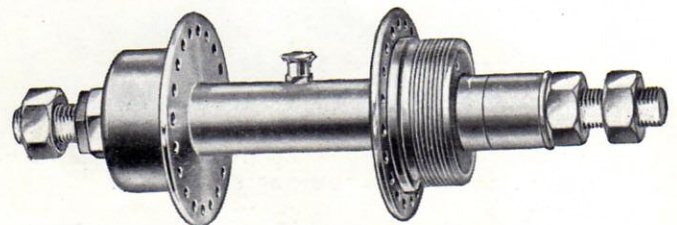
No. 170. CREDALUX REAR HUB.
Screwed both sides for Cog and Lock Ring.



No. 159. CREDALUX REAR HUB.
Screwed one side for Cog and Lock Ring.



No. 176. CREDALUX REAR HUB.
Specially designed for 3-speed Derailleur Gear.



No. 186. CREDALUX REAR HUB.
Specially designed for 4-speed Derailleur Gear.

HUB No.	WIDTH OVER CONES or LOCKNUTS	LENGTH OF SPINDLE	*DRILLING	DIAM. OF SPINDLE	DIAM. OF BALLS	CHAIN LINE	
167	3 1/2"	5"	32H	5/16"	3/16"	—	—
168	4"	5 5/8"	40H	3/8"	1/4"	1 1/2"	G.C.C.
169	4"	5 5/8"	40H	3/8"	1/4"	1 1/2"	G.C.C.
170	4 1/4"	5 5/8"	40H	3/8"	1/4"	1 1/2"	Non G.C.C.
159	4"	5 5/8"	40H	3/8"	1/4"	1 1/2"	Non G.C.C.
176	4 1/2"	6"	40H	3/8"	1/4"	1 1/2"	Non G.C.C.
186	4 3/4"	6 3/16"	40H	3/8"	1/4"	1 1/2"	Non G.C.C.

36 H Front and Rear, supplied to order.

Flanges are drilled to take 14 gauge or 15 gauge spokes. Drilling for 13 gauge spokes may be supplied to order.

Credalux Hubs Nos. 176 and 186 are specially designed for use with Derailleur type gears. The flanges are off-set at the drive ends to minimise "Dishing" of the wheels.

Hub No. 176 is suitable for Derailleur type 3-speed gear with 1/8" chain, or 4-speed gear with 3/32" chain.

Hub No. 186 is suitable for Derailleur type 4-speed gear with 1/8" chain, or 5-speed gear with 3/32" chain.

The Cones fitted to all Phillips Hubs are made from super quality case-hardened steel, and are specially treated to ensure lasting wear.

All Hubs shown on this page are supplied in Chromium Plated finish as standard. Black Enamelled finish is supplied to order.



Cycle Fitments



GRANDE VITESSE HUBS

With slender barrel (half inch diameter), and machined parts precision turned from solid steel bar, the Grande Vitesse is a beautifully made Hub and one that is eminently suitable for inclusion in the specification of the highest grade lightweight cycles.

HUB No.	WIDTH OVER CONES OR LOCK-NUTS	LENGTH OF SPINDLE	*DRILLING	DIAM. OF SPINDLE	DIAM. OF BALLS	CHAIN LINE	
146	3 1/2"	4 3/4"	32H	5/16"	3/16"	—	—
147	4"	5 5/8"	40H	3/8"	1/4"	1 1/2"	G.C.C.
148	4"	5 5/8"	40H	3/8"	1/4"	1 1/2"	G.C.C.
149	†4 1/4"	5 7/8"	40H	3/8"	1/4"	1 1/2"	Non G.C.C.
550	†4 1/4"	5 7/8"	40H	3/8"	1/4"	1 1/2"	Non G.C.C.
551	4"	5 5/8"	40H	3/8"	1/4"	1 1/2"	Non G.C.C.
552	†4 1/2"	6"	40H	3/8"	1/4"	1 1/2"	Non G.C.C.
554	†4 3/4"	6 3/16"	40H	3/8"	1/4"	1 1/2"	Non G.C.C.

*36 H Front and Rear, supplied to order.

Grande Vitesse Hubs Nos. 552 and 554 are specially designed for use with Derailleur type gears. The flanges are off-set at the drive ends to minimise "dishing" of the wheels.

Hub No. 552 is suitable for Derailleur type 3-speed gear with 1/8" chain, or 4-speed gear with 3/32" chain.

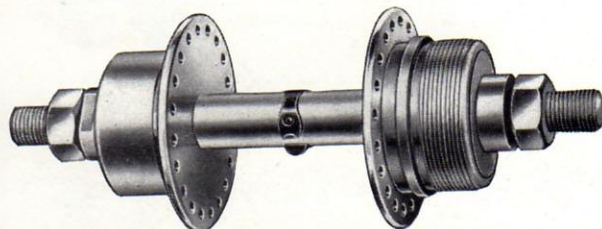
Hub No. 554 is suitable for Derailleur type 4-speed gear with 1/8" chain, or 5-speed gear with 3/32" chain.

The cones fitted to all Phillips Hubs are made from super quality case-hardened steel, and are specially treated to ensure lasting wear.


All hubs shown on this page are supplied in Chromium Plated finish as standard.




No. 146. GRANDE VITESSE FRONT HUB.




No. 147. GRANDE VITESSE REAR HUB.
No. 148. GRANDE VITESSE REAR HUB.
As No. 147, but with Flatted Spindle.



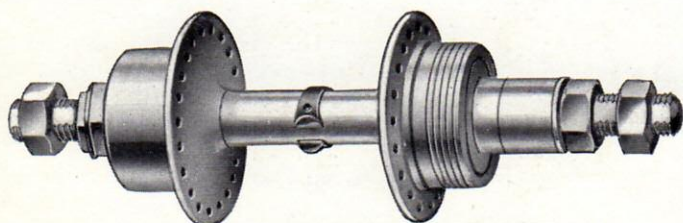
No. 551. GRANDE VITESSE REAR HUB.
Screwed one side for Cog and Lock Ring.



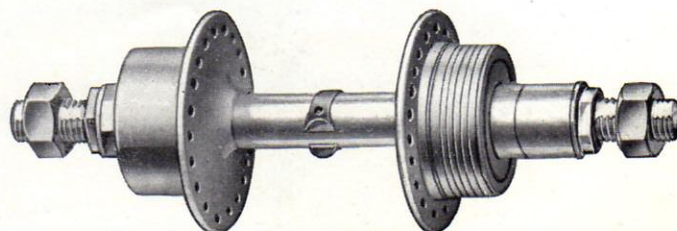
No. 550. GRANDE VITESSE REAR HUB.
Screwed one side for Cog and Lock Ring, and one side for Freewheel.




No. 149. GRANDE VITESSE REAR HUB.
Screwed both sides for Cog and Lock Ring.




No. 554. GRANDE VITESSE REAR HUB.
Specially designed for 4-speed Derailleur Gear.




No. 552. GRANDE VITESSE REAR HUB.
Specially designed for 3-speed Derailleur Gear.




No. 450. GRAND PRIX FRONT HUB.



No. 451. GRAND PRIX REAR HUB.



No. 452. GRAND PRIX REAR HUB.



No. 454. GRAND PRIX REAR HUB.

GRAND PRIX HUBS

As its name implies, the Grand Prix Hub has been designed and developed for strenuous competition work of the highest class. It has a solid one-piece shell of rustless aluminium alloy, and inserted bearing cups of super quality case-hardened steel. The unit as a whole is precision engineered throughout, and the final result is a Hub which is exceptionally light in weight, yet strong and durable, sweet running, and most elegant in appearance.

HUB. No.	WIDTH OVER LOCK-NUTS	LENGTH OF SPINDLE	DRILLING	DIAM. OF SPINDLE	DIAM. OF BALLS	CHAIN LINE	
450	3 $\frac{3}{4}$ "	5"	32H	$\frac{5}{16}$ "	$\frac{3}{16}$ "	—	—
451	4 $\frac{1}{4}$ "	5 $\frac{3}{4}$ "	40H	$\frac{3}{8}$ "	$\frac{1}{4}$ "	1 $\frac{1}{2}$ "	Non G.C.C.
452	4 $\frac{1}{2}$ "	6"	40H	$\frac{3}{8}$ "	$\frac{1}{4}$ "	1 $\frac{1}{2}$ "	Non G.C.C.
454	4 $\frac{3}{4}$ "	6 $\frac{3}{16}$ "	40H	$\frac{3}{8}$ "	$\frac{1}{4}$ "	1 $\frac{1}{2}$ "	Non G.C.C.

36 H Front and Rear, supplied to order.

Grand Prix Hubs Nos. 452 and 454 are specially designed for use with Derailleur type gears. The flanges are off-set at the drive ends to minimise 'dishing' of the wheels.

Hub No. 452 is suitable for Derailleur type 3-speed gear with $\frac{1}{8}$ " chain, or 4-speed gear with $\frac{3}{32}$ " chain.

Hub No. 454 is suitable for Derailleur type 4-speed gear with $\frac{1}{8}$ " chain, or 5-speed gear with $\frac{3}{32}$ " chain.

Hub No. 451 is screwed both sides for cog and lock ring or freewheel.




Cycle Fitments

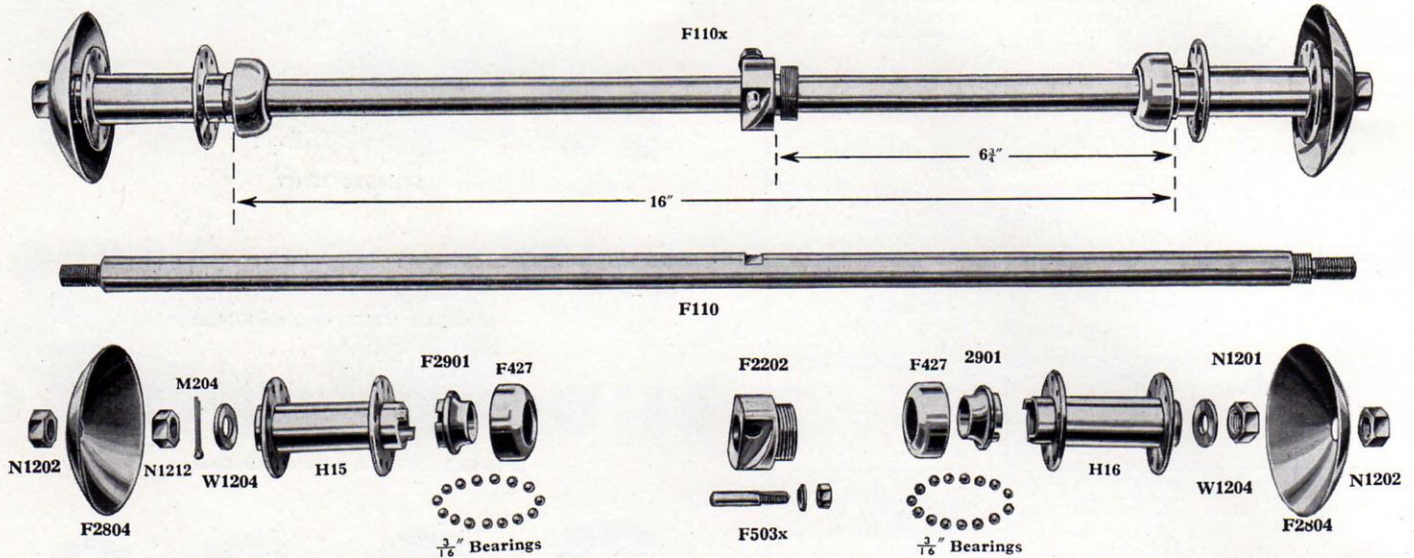


SPARE PARTS FOR HUBS

DESCRIPTION	CATALOGUE No.	SUITABLE FOR HUB	
SPINDLE UNIT	H 109x	22	
	H 115y	23	
	H 115x	36, 67, 546	
	H 101x	37, 37c	
	H 106x	39, 147, 168, 39c, 68	
	H 112x	42	
	H 114x	167	
	H 110x	148, 169	
	H 122x	146	
	H 114k $\frac{5}{8}$ " Cones	Standard Narrow Barrel Front Hubs	
SPINDLE UNIT, with Lock Nuts and Washers	H 115L	450	
	H 118L	451	
	H 111x	149, 170, 550	
SPINDLE UNIT (For Derailleur Gear)	H 129x	552, 176, 452	
	H 131x	186, 454, 554	
CUPS	H 409	36	
	H 402	37, 147, 148, 149, 159, 168, 37c, 169, 170, 176, 186, 451, 452, 454, 550, 551, 552, 554	
	H 401	39, 42, 39c	
	H 411	167, 450, 146, 546	
OUTSIDE NUTS	N 1001	$\frac{5}{16}$ " Spindles	
	N 1201	Spindles	
LOCK NUTS	N 1002	$\frac{5}{16}$ " Spindles	
	N 1203	Spindles	
CONES	FIXED	ADJUSTABLE	
	H 201	H 202	39, 42, 168, 39c, 147
	H 203	H 204	37, 37c, 148, 149, 159, 169, 170, 176, 186, 452, 454, 550, 551, 552, 554
	H 210	H 209	167a
	H 212	H 211	36, 67, 546
	H 208	H 207	22, 23
	H 214	H 213	146, 167
	H 222	H 223	450
	H 216	H 217	451
	H 220 $\frac{5}{8}$ "	H 221 $\frac{5}{8}$ "	Standard Narrow Barrel Front Hubs
	WING NUTS	199	$\frac{5}{16}$ " Spindles
		198	Spindles
TRACK NUTS	N 1016x	$\frac{5}{16}$ " Spindles	
	N 1209x	Spindles	
HELMET TRACK NUTS	N 1019x	$\frac{5}{16}$ " Spindles	
	N 1214x	Spindles	
HELMET NUTS, Plain (Not Illustrated)	N 1018x	$\frac{5}{16}$ " Spindles	
	N 1213x	Spindles	
LOCK RINGS	H 902	All Standard Hubs	
LUBRICATORS	M 101	All Standard Hubs	
LUBRICATOR BANDS	M 103	For Hubs with $\frac{5}{8}$ " Barrels	
	M 104	" " " $\frac{11}{16}$ " "	
	M 106	" " " $1\frac{1}{16}$ " "	
	M 109	" " " $1\frac{1}{8}$ " "	
DUST CAPS	H 508	167, 146	
CLOSURE WASHERS	W 2003	450	
	W 2207	149, 159, 170, 451, 452, 454, 550, 551	
	W 2210	37, 39, 42	
	W 2211	147, 148, 168, 169, 176, 186, 552, 554	
	W 2212	36	



BALL BEARING AXLE

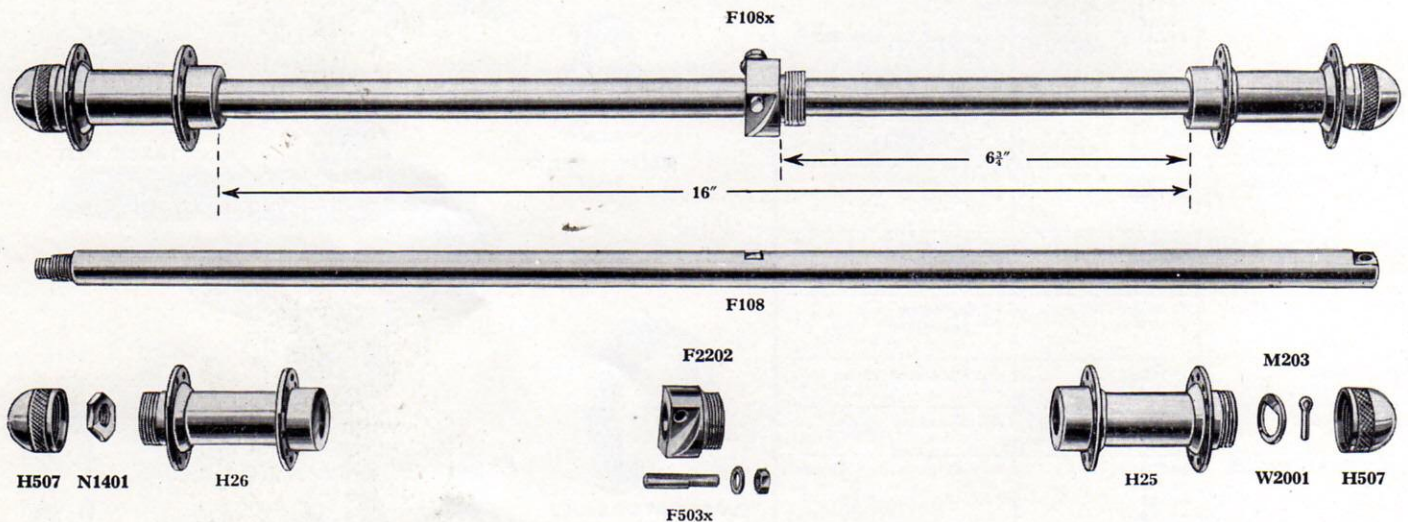


- F110x** Rear Axle Assembly complete
- F110** Rear Axle only
- H15** Rear Hub 20 Hole, Free
- H16** Rear Hub 20 Hole, Fixed
- F2804** Hub Discs
- N1202** Axle outside Nut
- F2202** Freewheel-Adaptor
- F503x** Freewheel-Adaptor Cotter-Pin, Washer and Nut

- F2901** Axle Cones
- F427** Axle Bearing Cups
- W1204** Axle Washer
- M204** Axle Split Pin
- N1212** Axle Slotted Nut (Free Side)
- N1201** Axle Plain Nut (Fixed Side)

The Ball-Bearing action of the above tricycle axle is clearly illustrated in the "exploded" view which shows how the Hubs are linked by a tongue and groove fitting to the cones. These run on $\frac{3}{16}$ " Steel Ball Bearings in Scientifically hardened cups, for which frame Hanger Brackets suitable for $\frac{7}{8}$ " diameter tubing may be supplied to order. The $\frac{5}{8}$ " diameter axle is constructed from Best Quality Steel, with the drive being transmitted through the right hand fixed Hub. Hubs are drilled 20 Holes and are fitted with large domed Chromium plated caps.

PLAIN BEARING AXLE



- F108x** Rear Axle Assembly complete
- F108** Rear Axle only
- H25** Rear Hub 20 Hole Free
- H26** Rear Hub 20 Hole Fixed
- H507** Hub Dustcaps
- F2202** Freewheel-Adaptor

- F503x** Freewheel-Adaptor Cotter-Pin, Washer and Nut
- N1401** Axle Lock-Nut
- W2001** Axle 'D'-Shaped Washer
- M203** Axle Split-Pin

The Plain Bearing Axle featured above is strongly constructed from $\frac{5}{8}$ " diameter Best Quality Steel. The Hubs are drilled 20 Holes and fitted with domed dust caps, the left hand driving hub being fixed to the axle by a screw-thread and contrary threaded locknut, whilst the right hand hub rotates freely on the axle, and is retained in position by a split cotter pin and washer.



FREEWHEELS AND SPROCKETS

No. 38. Celtonia Freewheel, with two full rows of ball bearings. Driving thrust is carried by three hardened pawls. Weight only $6\frac{1}{4}$ ozs. $18T. \times \frac{1}{2}'' \times \frac{1}{8}''$ supplied as standard.

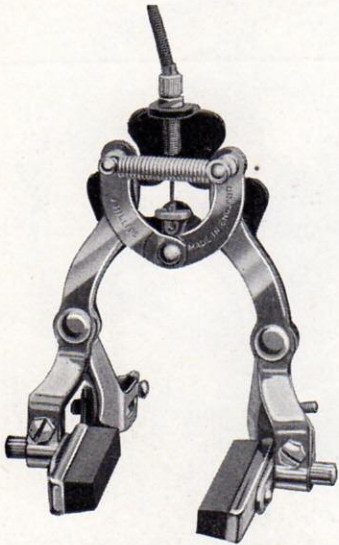


No. 95. Celtonia Fixed Sprocket. Slotted for lightness in the 18T. size and over. $18T. \times \frac{1}{2}'' \times \frac{1}{8}''$ supplied as standard. Also available in the following sizes: 14T., 15T., 16T., 17T., 19T., 20T. and 22T.

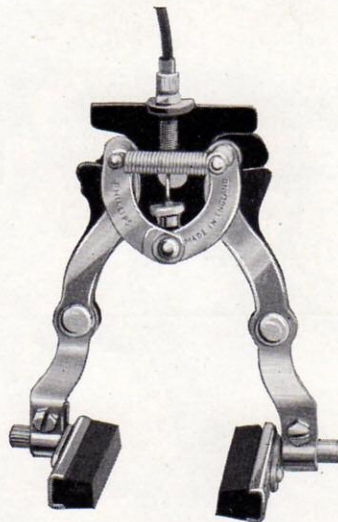


No. 482. Phillips Triple Freewheel, with two full rows of ball bearings. Driving thrust is carried by three hardened pawls. 14T., 17T., 20T. $\times \frac{1}{2}'' \times \frac{1}{8}''$ supplied as standard. Other sizes supplied to order.





No. 115 PHILCO FRONT BRAKE.



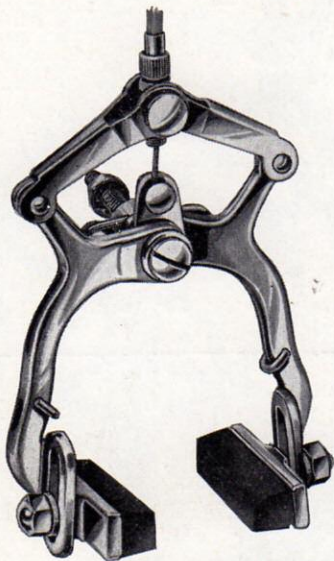
No. 116. PHILCO REAR BRAKE.

PHILCO and MILLWARD CABLE BRAKES

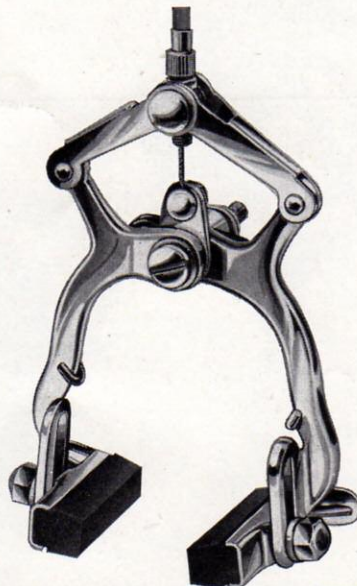
The Philco and Millward Cable Brakes illustrated on this page, are of the self-compensating, centre-pull design. The shoes thus make simultaneous contact with the rim and ensure a positive braking action. The brake shoes wear evenly and balanced braking is maintained at all times.

No. 115. Philco Front Brake. Complete with Black Enamelled Cable and **No. 11** Lever. Supplied with $\frac{7}{8}$ " D Fork Clips as standard.

No. 116. Philco Rear Brake. Complete with Black Enamelled Cable and **No. 11** Lever. Supplied with Back Plate, Pin and Nut, for fitting to any type of Seat Stay. No Stay Clips are required.



No. 417. MILLWARD FRONT CENTRE-PULL SELF-COMPENSATING BRAKE.
Pat. No. 593254.



No. 418. MILLWARD REAR CENTRE-PULL SELF-COMPENSATING BRAKE.
Pat. No. 593254.

No. 417. Millward Front Brake. Complete with Waterproof Covered Cables and **No. 12** Hooded Pattern Lever. Silver Cables supplied as standard. Black to order.

No. 418. Millward Rear Brake. Complete with Waterproof Covered Cable and **No. 12** Hooded Pattern Lever. Shoes with Built-in Stabilisers. Silver Cables supplied as standard. Black to order.

Philco and Millward Cable Brakes are supplied as standard in Chromium Plated Finish.

The Levers supplied with these Brakes are illustrated on page 19.



VOX POPULI and GRANDE VITESSE CABLE BRAKES

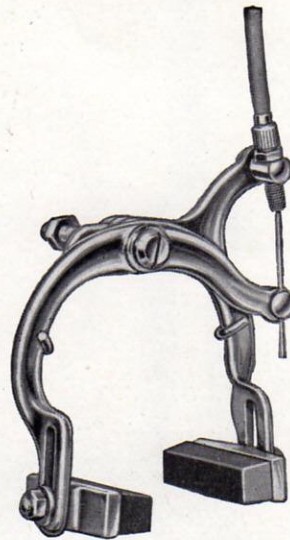
The Vox Populi has become the most popular Cable Brake in the world. From manufacturers who fit it as original equipment to their machines, and from wholesalers and dealers who require it for their replacement trade, the demand has become overwhelming and is still growing. The reason for its popularity is readily apparent. It is beautifully styled. It is strong and efficient. It is a model of engineering craftsmanship.

The Grande Vitesse is a de luxe version of the Vox Populi. It is the same in basic design, but has Hooded Brake Shoe Nuts, and a special Patented Feature, by which the stirrup spring is anchored to two studs at the back of the stirrup arms. This arrangement provides for a more positive and balanced action with a minimum of friction.

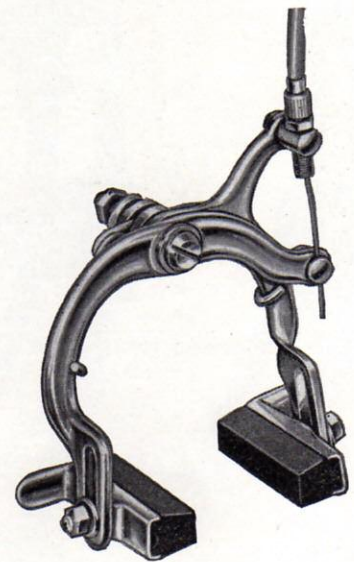
- No. 400. Vox Populi Front Brake**, complete with waterproof covered silver Cable and No. 11 Lever.
- No. 401. Vox Populi Gent's Rear Brake**, complete with waterproof covered silver Cable and No. 11 Lever.
- No. 402. Vox Populi Lady's Rear Brake**, complete with waterproof covered silver Cable and No. 11 Lever.
- No. 403. As Model No. 401** but with vertical Bolt Fastening.
- No. 404. As Model No. 402** but with vertical Bolt Fastening.
- No. 519. Grande Vitesse Front Brake**, complete with waterproof covered silver Cable and No. 11 Lever.
- No. 520. Grande Vitesse Gent's Rear Brake**, complete with waterproof covered silver Cable and No. 11 Lever.
- No. 521. Grande Vitesse Lady's Rear Brake**, complete with waterproof covered silver Cable and No. 11 Lever.
- No. 522. As Model No. 520**, but with vertical Bolt Fastening.
- No. 523. As Model No. 521**, but with vertical Bolt Fastening.

GENERAL SPECIFICATION

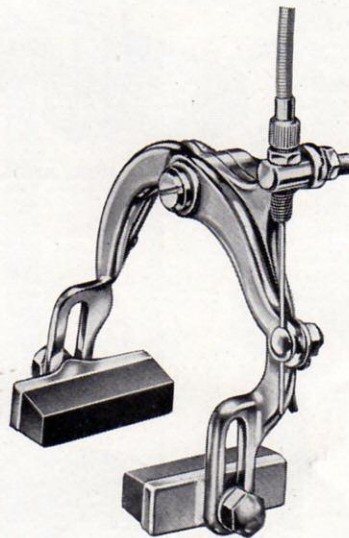
All Vox Populi and Grande Vitesse are fitted with built-in stabilisers on the Brake Shoes.
Lady's Models have inverted Cable Fitting.
Silver coloured Cables are standard, but Black can be supplied to order.
All Models available to order with alternative Levers from the selection illustrated on Page 19.



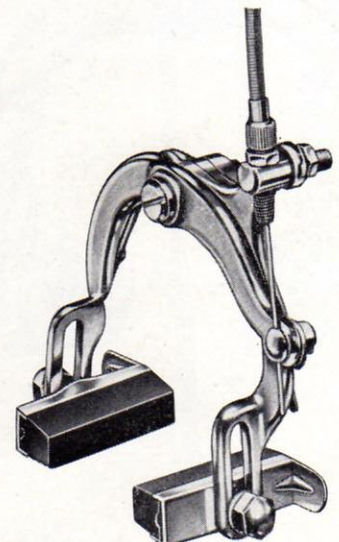
No. 400
VOX POPULI FRONT BRAKE



No. 401
VOX POPULI, GENT'S
REAR BRAKE

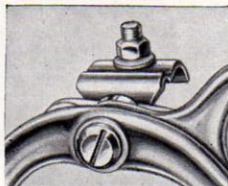


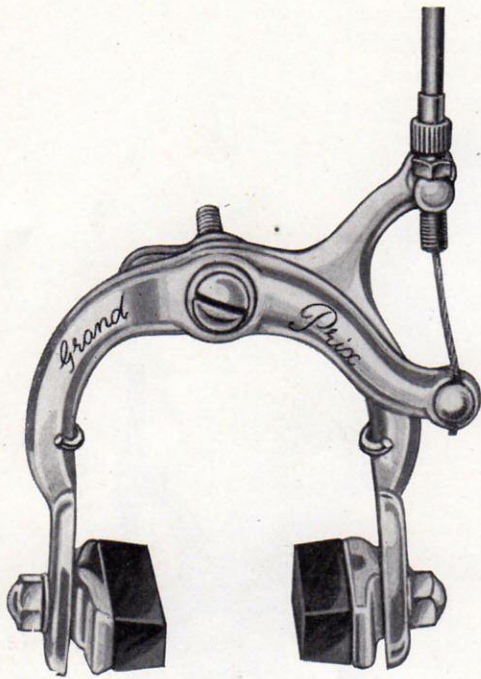
No. 519
GRANDE VITESSE FRONT BRAKE



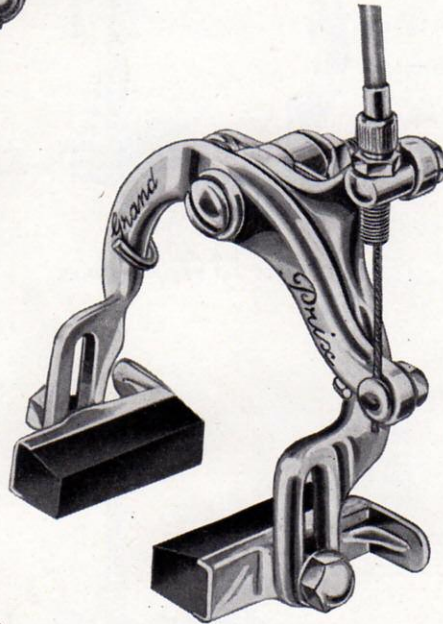
No. 520
GRANDE VITESSE GENT'S
REAR BRAKE

VERTICAL BOLT FASTENING
AS SUPPLIED ON MODELS
Nos. 403, 404, 522 and 523

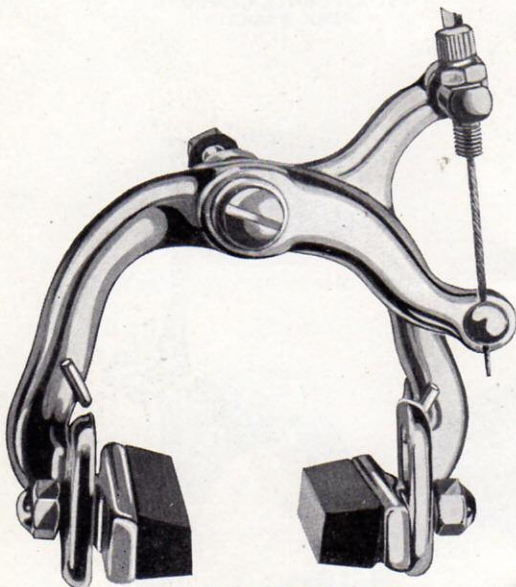




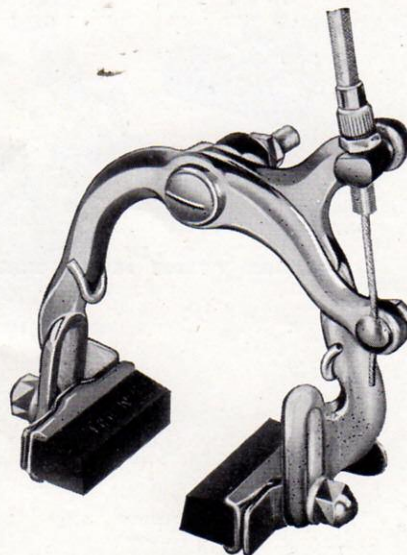
No. 529. GRAND PRIX, FRONT.



No. 530. GRAND PRIX, REAR.



No. 406. PHILITE, FRONT.



No. 407. PHILITE, REAR.

GRAND PRIX and PHILITE CABLE BRAKES

Both these models are made from best quality wrought aluminium alloy and are specially designed for use with the highest grade lightweight cycles. They are strong and durable, efficient, light in weight. They will not rust and their elegant lines satisfy the most exacting demands of the top class "Speedmen."

- No. 529. Grand Prix Front Brake. Weight $8\frac{1}{2}$ ozs.
- No. 530. Grand Prix Gent's Rear Brake. Weight 11 ozs.
- No. 531. Grand Prix Lady's Rear Brake.
- No. 532. As Model No. 530, but with Vertical Bolt Fitting.
- No. 533. Model No. 531, but with Vertical Bolt Fitting.
- No. 406. Philite Front Brake. Weight $10\frac{1}{4}$ ozs.
- No. 407. Philite Gent's Rear Brake. Weight $12\frac{3}{4}$ ozs.
- No. 408. Philite Lady's Rear Brake.

GENERAL SPECIFICATION.

All Models are supplied complete with Silver Coloured Covered Cables and No. 9 Levers. Black Cables to order.

The Brake Shoes are fitted with Hooded Nuts and on the rear models, the Shoes have Built-in Stabilisers.

Lady's Models are supplied with Inverted Cable Fittings.



WESTWOOD CABLE BRAKES

These Brakes are designed for riders who prefer their wheels built with Westwood type rims, but at the same time, require their Brakes with Cable control.

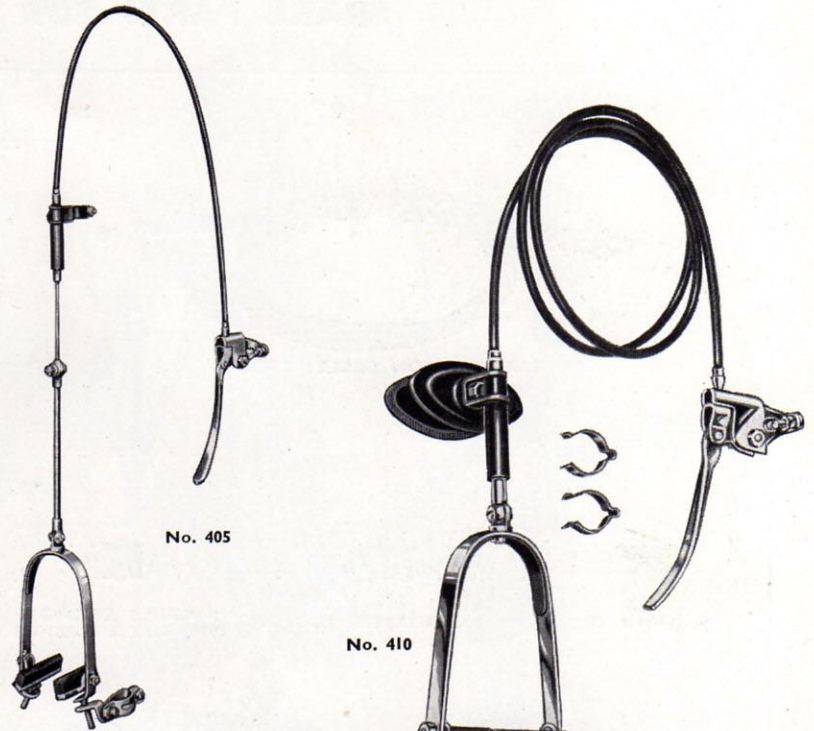
Westwood Brakes are ideal for use with motorised bicycles and with this purpose in view they are available, to order, with large Stirrups suitable for 2" tyres.

No. 405. Westwood Front Brake. Complete with Waterproof Covered Cable, and **No. 11 Lever.** $\frac{7}{8}$ " D Fork Clips supplied as standard, $\frac{3}{4}$ " D or $\frac{3}{4}$ " Round, supplied to order.

No. 410. Westwood Rear Brake, for Seat Stay Attachment. Complete with Waterproof Covered Cable, and **No. 11 Lever.** $\frac{3}{4}$ " D Stay Clips supplied as standard. $\frac{3}{4}$ " or $\frac{5}{8}$ " Round, supplied to order.

No. 444. Westwood Rear Brake. Complete with Waterproof Covered Cable, **No. 11 Lever** and Model "E" Leg Clip Fastening. $\frac{7}{8}$ " D Stay Clips supplied as standard. $\frac{3}{4}$ " Round, to order.

On all Westwood Cable Brakes, the Cables are supplied Black as standard. Silver can be supplied to order.



No. 405

No. 410

CABLE BRAKE LEVERS

The Levers illustrated here are as supplied with the various cable brakes shown on the preceding pages. The model on which each lever is supplied is indicated below, but any one lever may be supplied with any one brake, to order. They may also be ordered separately. All models except No. 9 are made from high-grade steel and are heavily Chromium Plated.

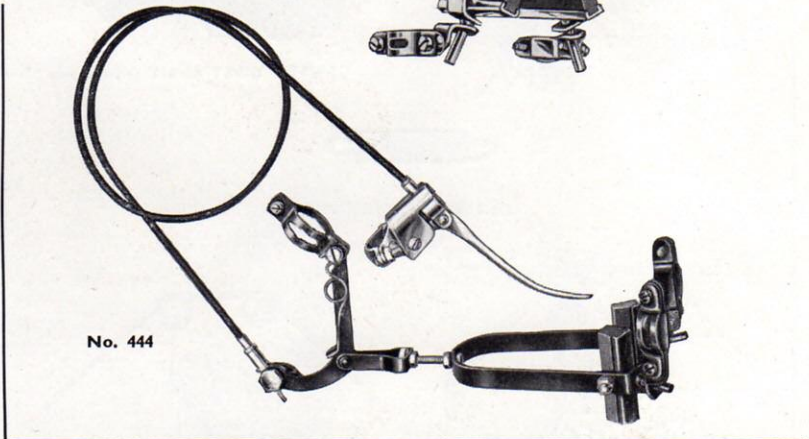
No. 9. Hooded Pattern, with heat-hardened light alloy Lever and aluminium Bracket. Supplied as standard with Grand Prix and Philite Brakes.

No. 11. With Solid Forged Lever. Supplied as standard with Philco, Vox Populi, Grande Vitesse and Westwood Brakes, and also Crabbe Hub-Brakes.


No. 12. Hooded Pattern, with concealed Clip Fitting. Supplied as standard with Millward Brakes.

No. 14. Hooded Pattern, with one-piece Bracket and Clip. When ordering, please state whether left or right hand are required.


No. 15. Similar in design to Model No. 11, but with shorter, more curved lever.




No. 444



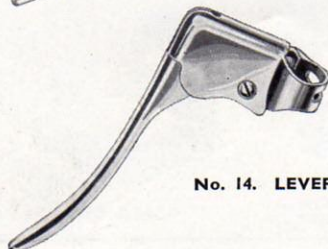
No. 9. LEVER.
PAT. No. 638359.



No. 15. LEVER



No. 11. LEVER.
















No. 14. LEVER.



No. 12. LEVER.
PAT. No. 638859.

SPARE PARTS FOR CABLE BRAKES

	DESCRIPTION	LIST No.	SUITABLE FOR:
 <p>TRANSMISSION CABLE (C 1823x)</p>	<p>TRANSMISSION CABLE Silver Finish is Standard Black Supplied to Order</p>	<p>C 1801x C 1802x C 1803x</p> <p>C 1822x C 1823x C 1824x</p> <p>C 1828x C 1829x C 1830x</p> <p>C 1831x C 1832x C 1833x</p> <p>C 1825x C 1826x C 1827x C 1834x</p>	<p>Philco, Front Rear Gent's Rear Lady's</p> <p>Vox Populi and Grande Vitesse Front Rear Gent's Rear Lady's</p> <p>Grand Prix and Philite Front Rear Gent's Rear Lady's</p> <p>Millward Front Rear Gent's Rear Lady's</p> <p>Westwood Front Rear Gent's No. 410 Rear Lady's No. 409 Rear Brake No. 444</p>
 <p>CABLE ADJUSTER ADAPTER LUG CABLE ANCHOR PIN, NUT & WASHER</p>	<p>TRANSMISSION CABLE (Less Adjuster Unit)</p>	<p>C 1822 C C 1823 C C 1824 C</p>	<p>Vox Populi, Grande Vitesse and many Brakes of other manufacture Front Rear Gent's Rear Lady's</p>
 <p>CENTRE BOLT UNIT</p>	<p>CABLE ADJUSTER</p>	<p>C 1301x</p>	<p>All Models except Westwood</p>
 <p>CENTRE BOLT UNIT (Millward)</p>	<p>ADAPTER LUG</p>	<p>C 1304x C 1307x</p>	<p>Vox Populi and Grande Vitesse Grand Prix and Philite</p>
 <p>LEG SPRING (Philco)</p>	<p>CABLE ANCHOR PIN, NUT AND WASHER</p>	<p>S 825x S 833x</p>	<p>All Models except Philco and Millward</p>
 <p>LEG SPRING (Vox Populi)</p>	<p>CENTRE BOLT UNIT, FRONT</p>	<p>S 806 V S 830x S 828 M</p>	<p>Vox Populi and Grande Vitesse Grand Prix and Philite Millward</p>
 <p>LEG SPRING (Grand Vitesse)</p>	<p>CENTRE BOLT UNIT, REAR</p>	<p>S 815 V S 829x S 829 M</p>	<p>Vox Populi and Grande Vitesse Grand Prix and Philite Millward</p>
 <p>BRAKE SHOE AND RUBBER (Philco)</p>	<p>LEG SPRING</p>	<p>Q 701 Q 306 Q 305</p>	<p>Philco Vox Populi, Philite and Millward, Grand Prix Grande Vitesse</p>
 <p>BRAKE SHOE AND RUBBER (C 209x)</p>	<p>BRAKE SHOE AND RUBBER</p>	<p>C 204x C 205x C 201x C 209x</p>	<p>Philco, Front Philco, Rear All Front, except Philco All Rear, except Philco</p>
 <p>BRAKE SHOE AND RUBBER (C 201x)</p>	<p>BRAKE RUBBER ONLY</p>	<p>C 602</p>	<p>All Models</p>
 <p>BRAKE RUBBER</p>	<p>SHOE PIN AND NUT</p>	<p>S 805x</p>	<p>All Models except Philco</p>
 <p>SHOE PIN AND NUT</p>	<p>CABLE CLIP</p>	<p>C 1622</p>	<p>All Models</p>
 <p>CABLE CLIP</p>			



HANDLEBARS

In the Phillips Range of Handlebars, there is a Model to suit every requirement. The Models shown on this page cover the shapes in most popular demand today, but a wide variety of lesser known shapes are also available, and you are invited to enquire for any shape you may require, and which is not shown here.

No. 85. Standard Raised, 18" wide.
Supplied 20" wide to order.

No. 86. Standard Flat, 18" wide.
Supplied 20" wide to order.

No. 87. North Road Raised, 19" wide.

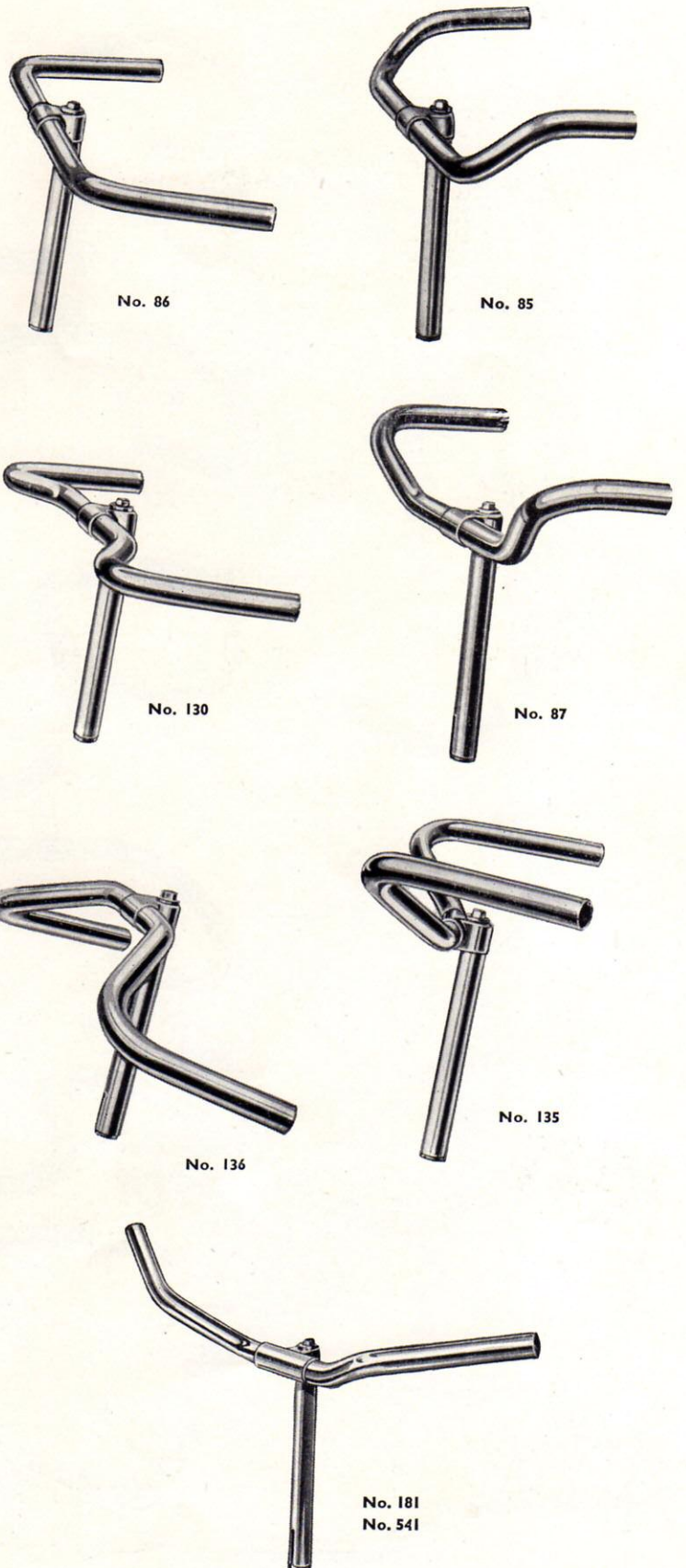
No. 130. North Road Flat, 19" wide.

No. 135. Light Tourist, 20" wide.

No. 136. Deep North Road Drop, 20" wide.

No. 181. All Rounder, 19 1/4" wide.

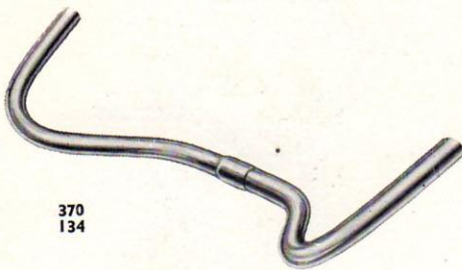
No. 541. All Rounder, 23 1/2" wide.



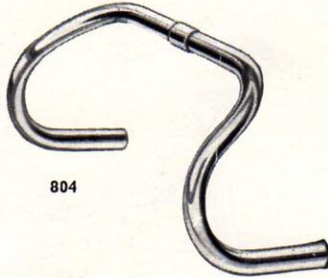
GENERAL SPECIFICATION

All Models are constructed with 7/8" diameter Tubing, fitted with Expander Bolts, and heavily Chromium Plated.

Handle Grips, as illustrated on pages 23 and 29, fitted to order at an extra charge.



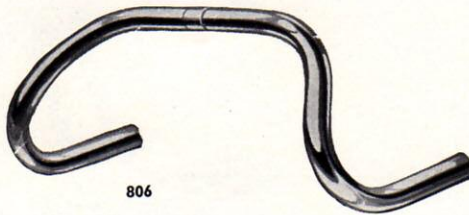
370
134




804




137




806




369




326




366



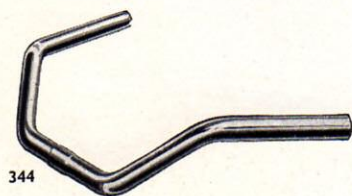
803



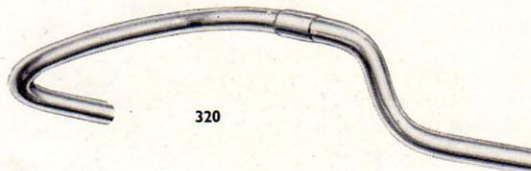
807



114



344



320



368



805



140

HANDLEBAR BENDS

The Bends illustrated on this page represent a selection of the many shapes manufactured by Phillips. All models are made from high grade steel tubing, $\frac{7}{8}$ " diameter, with 15/16" ferrules, and are heavily Chromium Plated.

No. 114. Marsh Level Grip, 16 $\frac{1}{2}$ " wide.
Supplied 18" wide to order.

No. 134. Light Tourist Flat, 20" wide.

No. 137. Lauterwasser, 16 $\frac{1}{2}$ " wide.

No. 140. Canadian, 20" wide.

No. 326. Continental, 18" wide.

No. 344. Speed Track, 22 $\frac{1}{2}$ " wide.

No. 366. Major Taylor, 16 $\frac{1}{2}$ " wide, or 18" to order.

No. 368. All Rounder, 22" wide.

No. 369. Italian, 16" wide.

No. 370. Light Tourist, 20" wide.

No. 803. Bailey, 18" wide.

No. 804. Maes, 15 $\frac{1}{2}$ " wide.

No. 805. Anelay, 22" wide.

No. 806. Pellissier, 16" wide.

No. 807. Binda, 18" wide.



HANDLEBAR STEMS

The three types of Handlebar Stem illustrated on this page, and described below, have been designed to cover practically all possible requirements. All three models are manufactured from best quality steel and are heavily chromium plated. They are made suitable for bends with 15/16" ferrules, and are supplied complete with expander bolts.


No. 276. Stem, 1 1/4" extension.

No. 288. Stem, 2 1/2" extension.

No. 375. Stem, Major Taylor Pattern.



No. 276.



No. 288.

RUBBER GRIPS

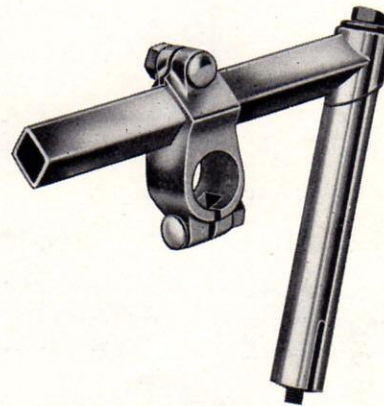
All Phillips Handlebars and Handlebar Bends can be fitted with Rubber Grips, to order. The following is a selection from the many patterns available.

T1509 - Standard, 4". Grey, or Beige to order.


T1508 - Phillips Moulded, 4". Grey.

T1512 - Finger Grip, 4 1/4". Beige.

T1513 - Finger Grip, 4 1/4". Black.



No. 375.



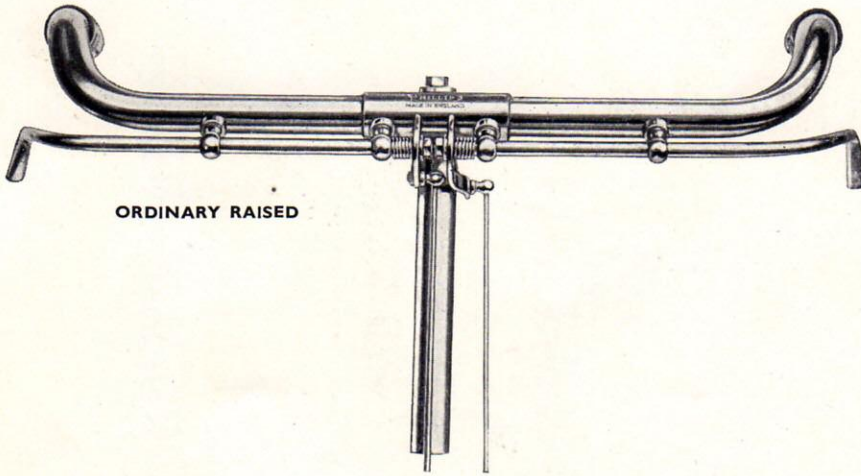
T 1509



T 1512
T 1513



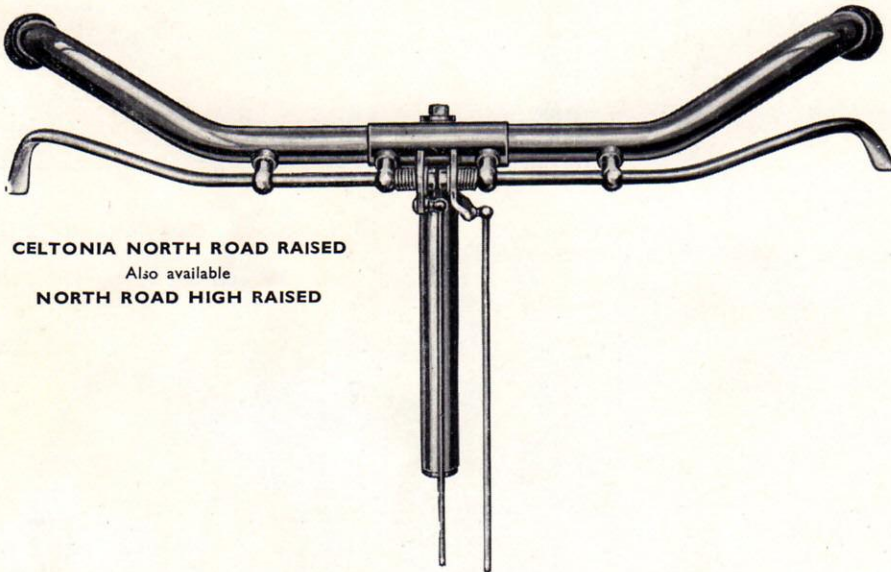
T 1508



ORDINARY RAISED

CELTONIA HANDLEBARS and DOUBLE BRAKES

J. A. Phillips were the Pioneers in the design and manufacture of Handlebars with Roller Lever Brakes. From those early days until the present time, the world-famous Celtonia range has been recognised by the cycle industry, at home and abroad, as the Standard for Quality and Consistency.



CELTONIA NORTH ROAD RAISED
Also available
NORTH ROAD HIGH RAISED

GENERAL SPECIFICATION.

All the Handlebars shown on this page are constructed with $\frac{7}{8}$ " diameter Tubing and extra wide (3") Lugs.

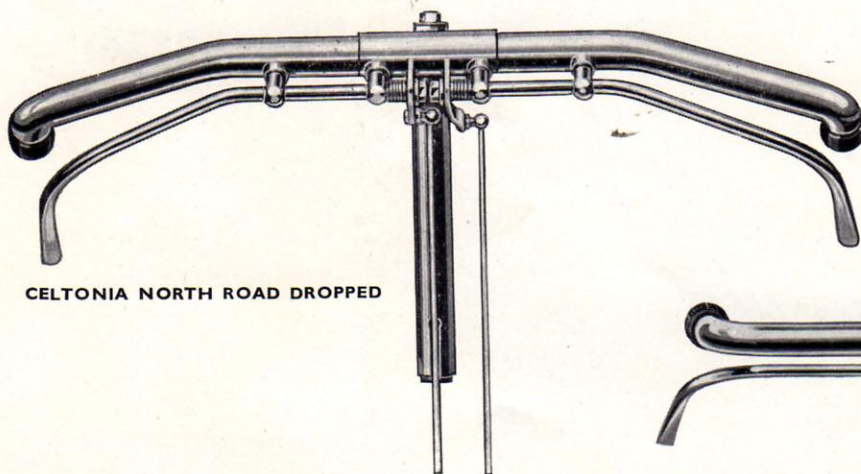
All Handlebars are 18" wide as standard but can be supplied 20" wide to order.

Rear left hand Brake Lever is supplied as standard but rear right hand Brake Lever may be supplied to order.

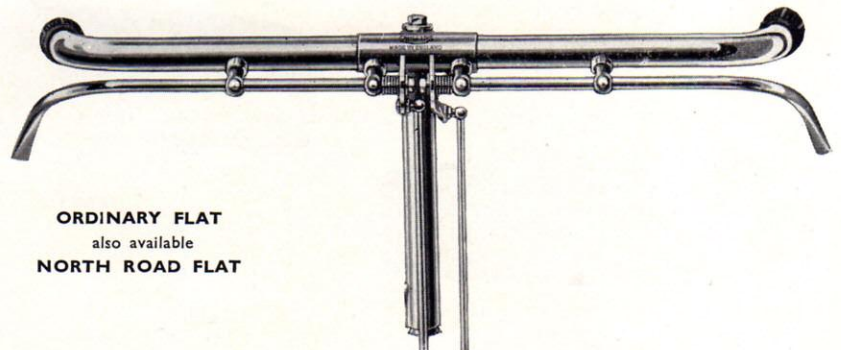
All Levers have forged ends.

All models in the Celtonia range are fitted with Expander Bolts and Black Grips, and are supplied as standard in heavily Chromium Plated finish.

The Brake Bottom Parts suitable for these models are illustrated on page 26.



CELTONIA NORTH ROAD DROPPED



ORDINARY FLAT
also available
NORTH ROAD FLAT



VOX POPULI and YOKE & HINGE HANDLEBARS and BRAKES

The Models shown on this page differ from the Celtonia range as follows. The Vox Populi Raised and North Raised models are constructed with brazed-on lever lugs instead of the screw-in studs featured in the Celtonia models. The Yoke and Hinge models are designed to provide a centre pull for the rear brake as well as the front brake. The different design of the brake bottom parts is described on page 26.

GENERAL SPECIFICATION.

All the Handlebars shown on this page are constructed with $\frac{7}{8}$ " diameter tubing. The Yoke & Hinge models are made with extra wide (3") lugs.

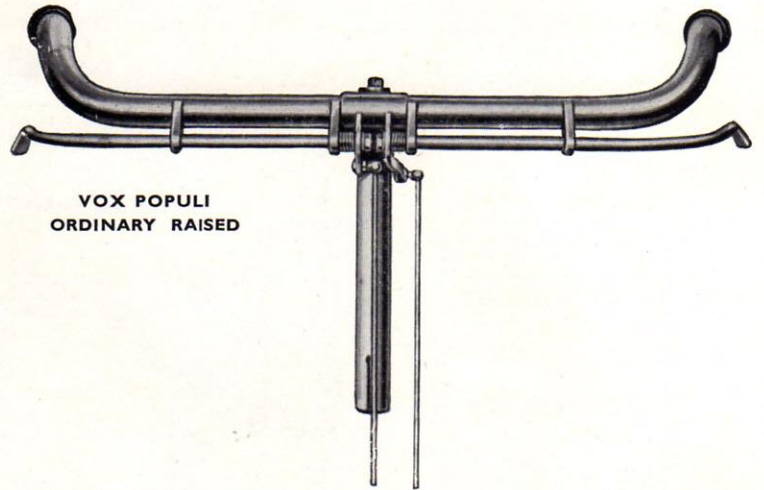
The standard width is 18", but 20" width may be supplied to order.

Vox Populi Models are supplied rear left hand Levers as standard but rear right hand Levers may be supplied to order. Yoke and Hinge models are supplied rear right hand Levers as standard but may be supplied rear left hand Levers to order.

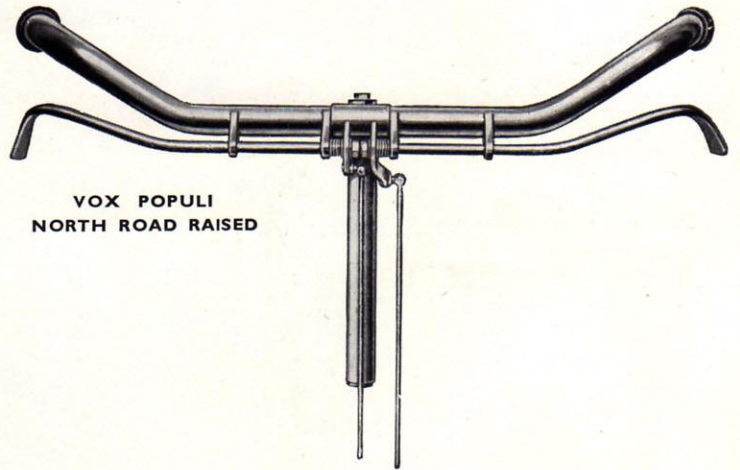
All Levers have forged ends.

All Models on this page are fitted with Expander Bolts and Black Grips, and are supplied in heavily Chromium Plated finish.

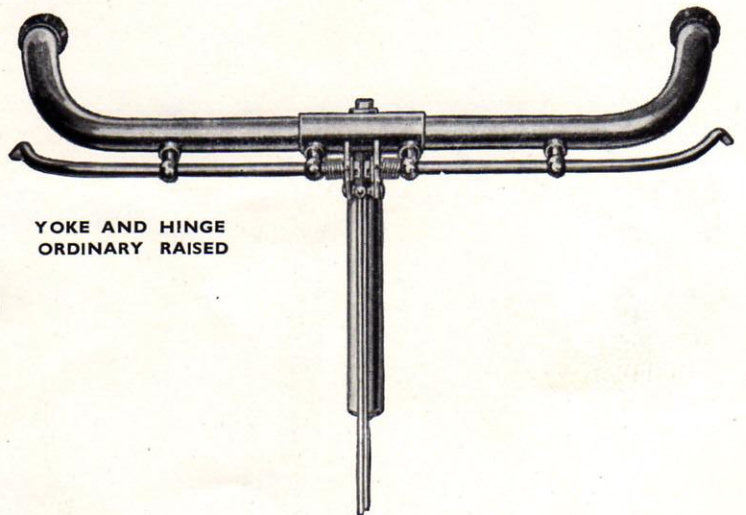
The Brake Bottom Parts suitable for these models are illustrated on page 26.



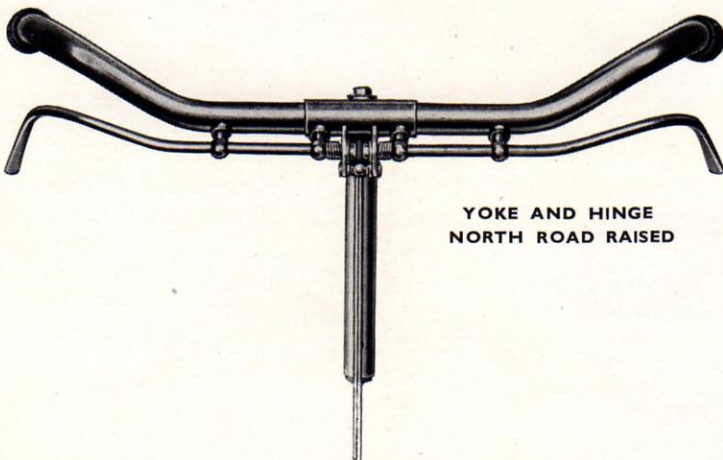
VOX POPULI
ORDINARY RAISED



VOX POPULI
NORTH ROAD RAISED



YOKE AND HINGE
ORDINARY RAISED



YOKE AND HINGE
NORTH ROAD RAISED

BRAKE BOTTOM PARTS

The Brake Bottom Parts illustrated on this page are as supplied with the Handlebars and Top Parts illustrated on pages 24 and 25, and are included in the term "Handlebars and Brakes."

MODEL D & E is supplied as standard with Celtonia, Vox Populi and Juvenile Handlebar and Brake Sets

The Prefix "D" denotes Bolt Fastening at the Bottom Head Lug, and the Prefix "E" denotes Clip Fastening at the Bottom Bracket.

Clip Fastening at the Bottom Head Lug (Prefix "A") is supplied to order.

Stud Fitting at the Bottom Bracket (Prefix "S") is supplied to order.

When Clip Fastening is supplied, the Clips are suitable for $1\frac{1}{8}$ " diam. Frame Tubes. Clips for 1" Frame Tubes are supplied to order.

Fork and Stay Clips are supplied $\frac{7}{8}$ " D as standard. $\frac{3}{4}$ " D, $\frac{3}{4}$ " Round or $\frac{5}{8}$ " Round, supplied to order.

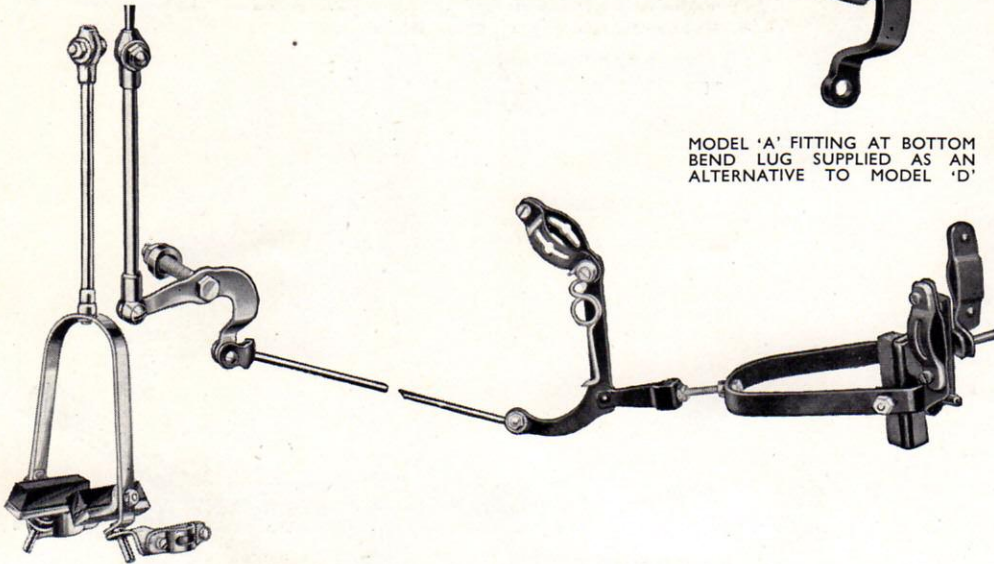
Rear Brake Bottom Parts, from the Bell Crank Lever downwards (except Stay Clips) are black Enamelled and the remainder of the parts are Chromium Plated.

MODEL Y & E is supplied as standard with Yoke and Hinge Handlebar and Brake Sets.

The Prefix "Y" denotes the special Double Bell Crank Lever forming a Yoke Type Fitting.

The Prefix "E" denotes Clip Fastening at the Bottom Bracket. Stud Fitting (Prefix "S") is supplied to order.

Fork and Stay Clips are supplied $\frac{7}{8}$ " D as standard. $\frac{3}{4}$ " D, $\frac{3}{4}$ " Round or $\frac{5}{8}$ " Round, supplied to order.



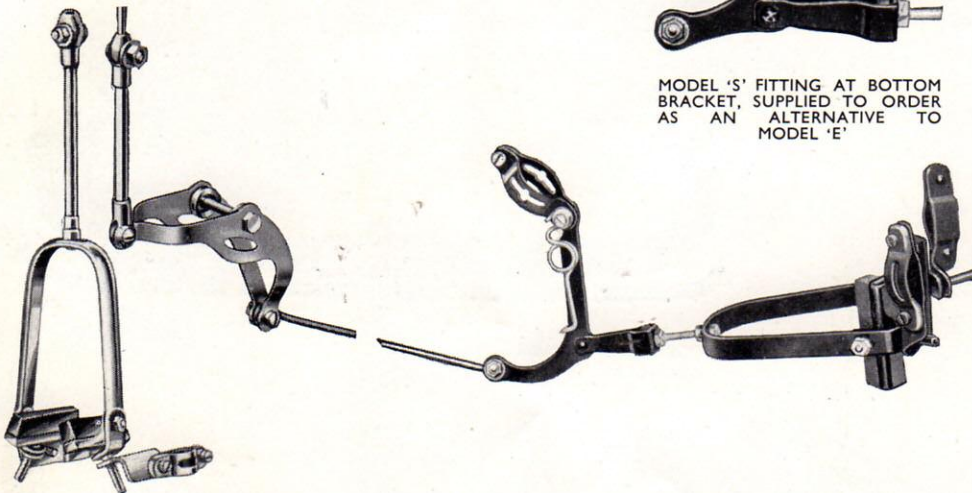
MODEL D & E.



MODEL 'A' FITTING AT BOTTOM BEND LUG SUPPLIED AS AN ALTERNATIVE TO MODEL 'D'



MODEL 'S' FITTING AT BOTTOM BRACKET, SUPPLIED TO ORDER AS AN ALTERNATIVE TO MODEL 'E'



MODEL Y & E.



MODEL Y & Y FITTING AT BOTTOM BRACKET, SUPPLIED TO ORDER, AS AN ALTERNATIVE TO MODEL Y & E.



STANDARD CARRIER HANDLEBARS & BRAKES

These Sets are specially designed for fitment to Tradesman's Carrier Cycles and any other machines likely to receive heavier usage than normal.

The Handlebar is 18" wide and is constructed from Extra Heavy Gauge, $\frac{7}{8}$ " Diam. Tubing and 3" Lug.


The Levers are mounted on the Handlebars by means of Screw-in Studs. Rear Left Hand is standard, but Rear Right Hand may be supplied to order.

All Carrier Handlebars are supplied as standard with Expander Bolts and are fitted with 4" Black Rubber Grips.


The Brake Bottom Parts are constructed with heavier material than that used for ordinary Brakework.

Bolt Fastening at the Bottom Head Lug and Clip Fastening at the Bottom Bracket (Model D & E) is supplied as standard, but Stud Fastening at Bottom Bracket (Model D & S) supplied to order. Ferodo Brake Blocks No. 144 are fitted to Front and Rear Stirrups, as standard.

Handlebar and Brakes are Finished in Best Black Enamel throughout.



STANDARD CARRIER HANDLEBARS AND BRAKES



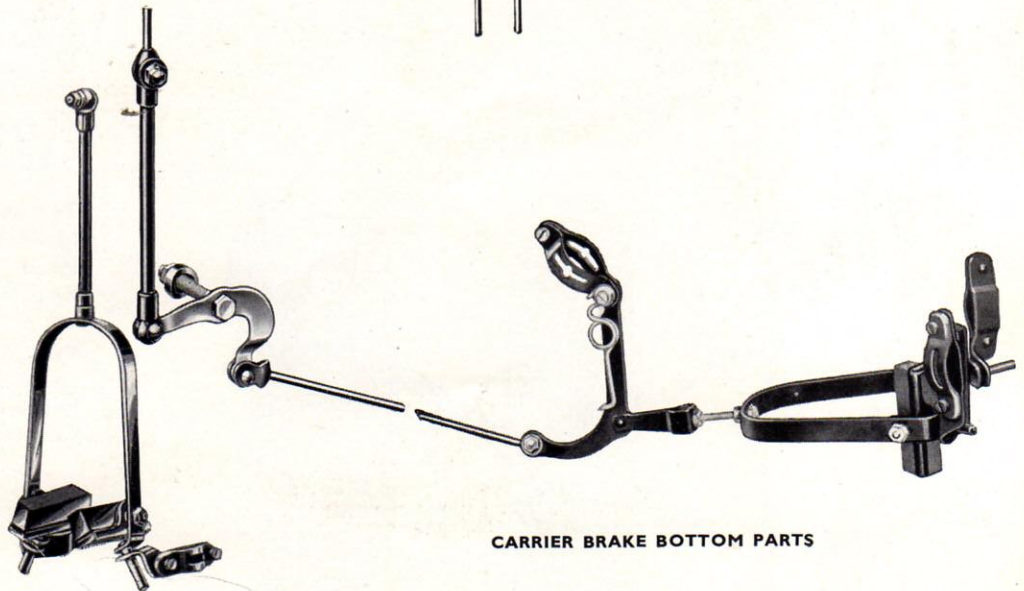
HEAVY CARRIER HANDLEBARS AND BRAKES

HEAVY CARRIER HANDLEBARS AND BRAKES

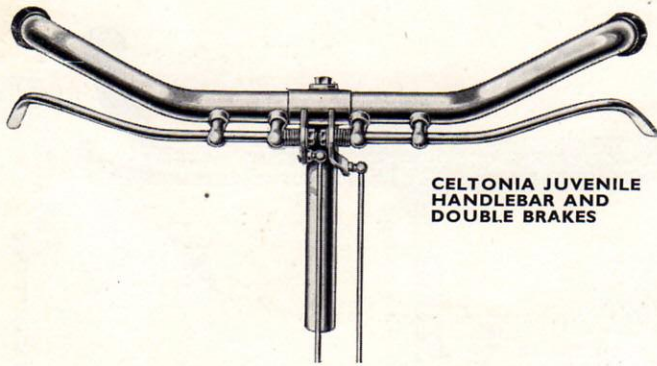
This Set is a development of the specification approved by the G. P. O. and War Office. It differs from the Standard Carrier Model in the following respects:

The Handlebar has a slightly higher raise, and is built with a Special Malleable Cast Lug. The Levers are mounted by means of Brazed-on Lugs. The Plunger Rod Tops are machined from Solid Steel Bar.

Rear Right Hand is supplied as standard but Rear Left Hand may be supplied to order.




CARRIER BRAKE BOTTOM PARTS



**CELTONIA JUVENILE
HANDLEBAR AND
DOUBLE BRAKES**

**CELTONIA JUVENILE
HANDLEBARS and BRAKES**

These Sets are intended for Juvenile Machines of the type having 16" or 18" Frames and Wheels up to 24" in diameter. In specification they are identical to the Celtonia North Road Raised Sets illustrated on page 24, except that the Handlebars are 16" wide.




**PHILCO KIDDIES
HANDLEBAR AND
DOUBLE BRAKES**

The Brake Bottom Parts supplied with these Sets are the Standard Model **D** and **E**, as illustrated on page 00. The alternative methods of fastening and Clip Sizes detailed on page 26 are also available for the Juvenile Set.

**PHILCO KIDDIES
HANDLEBARS and BRAKES**

The Handlebars and Brakes in this group are designed for Kiddies' Pavement Cycles and Kiddies' Tricycles, and are used extensively, as original equipment, by manufacturers producing machines of this type.



**PHILCO KIDDIES
HANDLEBAR AND
FRONT BRAKE**


The Handlebars are of the North Road Raised shape, 16" wide, and constructed from $\frac{3}{4}$ " Diameter Tubing. The Levers are mounted by means of Screw-in Studs (exactly as the Adult Models). Rear Left Hand is supplied as standard with the Double Brake Sets, but Rear Right Hand may be supplied to order.

When Front Brake only is required, the Lever is mounted on the Right Hand side as standard, but Left Hand Fitting is available to order.

All Philco Kiddies Handlebars are equipped with Expander Bolts and Black Grips.

The Rear Brake Bottom Parts are designed with Model "D" Kiddies Bolt fastening at Bottom Head Lug, and thence direct transmission to Rear Stirrup. Fork and Stay Clips are $\frac{3}{4}$ " D.

Rear Brake Bottom Parts, from the Bell Crank Lever downwards (except Stay Clips) are Black Enamelled, and the remainder of the set is Chromium Plated.



**BRAKE BOTTOM PARTS SUPPLIED WITH PHILCO
KIDDIES HANDLEBAR AND BRAKE SET**



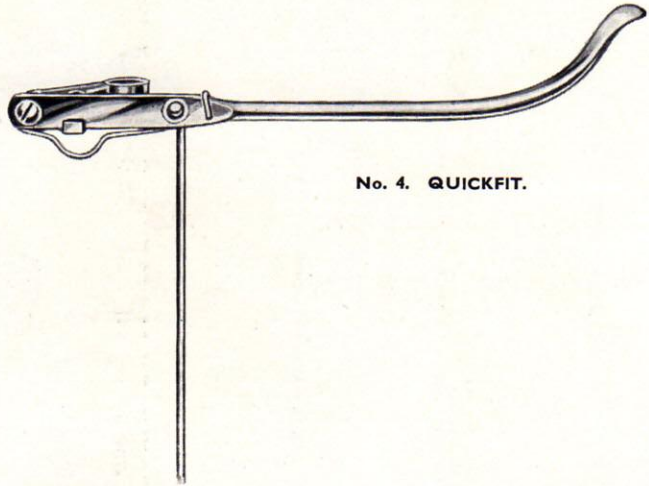
PULL-UP and ROLLER LEVER BRAKES.

- No. 2. Quickfit, Front Brake, with long raised Lever and $\frac{7}{8}$ " Stem Clip.**
- No. 4. Quickfit, Front Brake, with short Lever and $\frac{7}{8}$ " Stem Clip.**
- No. 8. Quickfit, Rear Brake, with long raised Lever and $\frac{7}{8}$ " Stem Clip.**
- No. 9. Quickfit, Rear Brake, with short Lever and $\frac{7}{8}$ " Stem Clip.**
- No. 18. Cosmos, Front Brake. Roller Lever Action, with $\frac{7}{8}$ " Bend Clips.**
- No. 19. Cosmos, Rear Brake. Roller Lever Action, with $\frac{7}{8}$ " Bend Clips.**

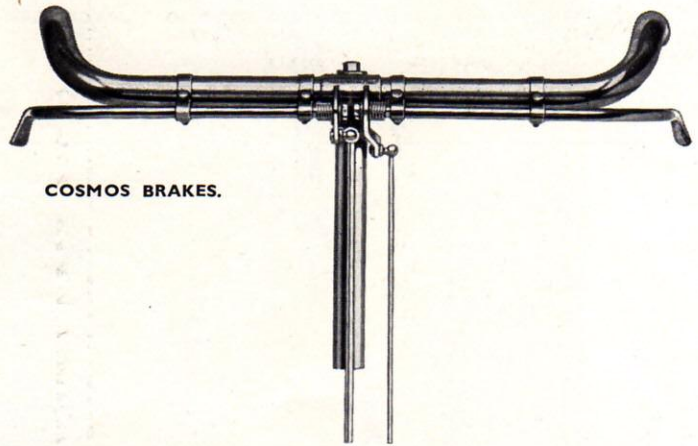
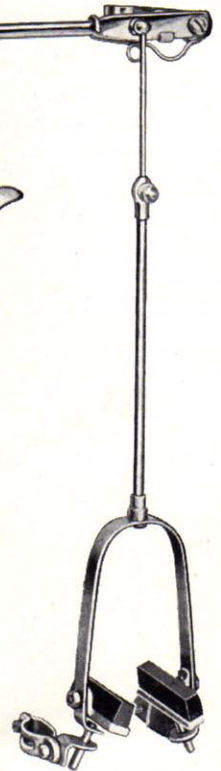
The Brake Bottom Parts of the Quickfit and Cosmos Brakes are as illustrated on page 26. 'A' and 'E' Fitting is supplied as standard, with D Fork Clips. $\frac{3}{4}$ " or $\frac{5}{8}$ " round Clips can be supplied to order.



No. 2. QUICKFIT.



No. 4. QUICKFIT.



COSMOS BRAKES.

HANDLEBAR FITTINGS

HANDLEBAR GRIPS.

- T 1501. Phillips Celluloid.**
- T 1505. Phillips Plastic.**

When ordering, please state whether required for Standard Handlebars with $\frac{7}{8}$ " tubing, or Kiddies or Tricycle Handlebars with $\frac{3}{4}$ " tubing.

EXPANDER BOLT.

- Complete with Plug and Washer.**
- S 1008x.** For all Standard Handlebars.
- S 1008x.** For Kiddies Handlebars.
- S 1015x.** For Carrier Handlebars.



T 1501.



T 1505



EXPANDER BOLT

SPARE PARTS FOR BRAKE TOP PARTS

DESCRIPTION		LIST No.	SUITABLE FOR:
<p>LEVER UNIT</p> <p>PLUNGER ROD AND ARM, REAR PLUNGER ROD AND ARM, FRONT PLUNGER ROD PLUNGER ROD AND SWIVEL PLUNGER ARM REAR PLUNGER ARM FRONT</p>		B 1112x B 1113x B 1101x B 1122x B 1115x B 1118x B 1119x B 1120x B 1121x	North Road Raised North Road Dropped Ordinary Raised Ordinary Raised 20" Juvenile and Kiddies North Raised Carrier Celtonia Flat 16" Celtonia Flat 18" Celtonia Flat 20"
<p>SCREW-IN STUD UNIT</p>		B 1001x B 1011x B 1001 C B 1011xL	All Models except Kiddies' Carrier, & Yoke and Hinge Kiddies Carrier Yoke and Hinge
<p>PLUNGER ROD and ARM, REAR</p> <p>PLUNGER ROD and ARM, FRONT</p>		B 1002x B 1022x B 1002 C B 1012xR	All Models except Juvenile Kiddies, Car- rier & Yoke & Hinge Juvenile and Kiddies Carrier Yoke and Hinge
<p>PLUNGER ROD and SWIVEL</p>		B 1301R B 1301x	With Rivet With Screw
<p>PLUNGER ROD</p>		B 1301	All Models
<p>PLUNGER ARM, FRONT</p> <p>PLUNGER ARM, REAR</p>		B 1001 B 1011 B 1011 L	All except Kiddies and Yoke and Hinge Kiddies Yoke and Hinge
<p>SCREW-IN STUD UNIT</p>		B 1801 B B 1801 L B 1801 K	(Outer) All except Kiddies (Inner) All except Kiddies Kiddies
<p>SPRING</p>		Q 101 Q 102	R.H. All Models L.H. All Models

SPARE PARTS FOR FRONT BRAKES

DESCRIPTION		LIST No.	SUITABLE FOR:
<p>TUBE WITH TOP JOINT</p> <p>TUBE ONLY</p>		B 301 F B 302 F B 301 B 302	All Models except Carrier Carrier All Models except Carrier Carrier
<p>TOP JOINT ONLY</p>		B 401 B 405	All Models except Carrier Carrier
<p>TOP JOINT PIN, NUT & WASHER</p>		B 501x B 502x	All Models except Carrier Carrier
<p>STIRRUP ONLY</p>		B 101 F B 116 F B 105 F B 102 F B 106 F	All Standard Models Yoke and Hinge Carrier Kiddies Juvenile
<p>BRAKE SHOE & RUBBER</p> <p>RUBBER ONLY</p>		B 201x B 202 Z B 201 F B 205x	All Standard Models Yoke and Hinge Carrier Pattern Kiddies
<p>RUBBER ONLY</p>		B 601	Standard
<p>BRAKE SHOE WITH PIN, NUT AND WASHER</p>		B 201 S B 202 Y B 201 C B 205 S	Standard Yoke and Hinge Carrier Kiddies
<p>FORK CLIP AND PINS</p>		S 632x S 611x	All except Carrier Carrier
<p>SHOE PIN, NUT & WASHER</p>		B 1603x B 1625x B 1624x B 1614x B 1616x B 1629x	Standard " D " " D " " Round " " Round Kiddies Yoke and Hinge
<p>TOP JOINT PIN, NUT AND WASHER</p>			
<p>SHOE PIN, NUT AND WASHER</p>			




Cycle Fitments



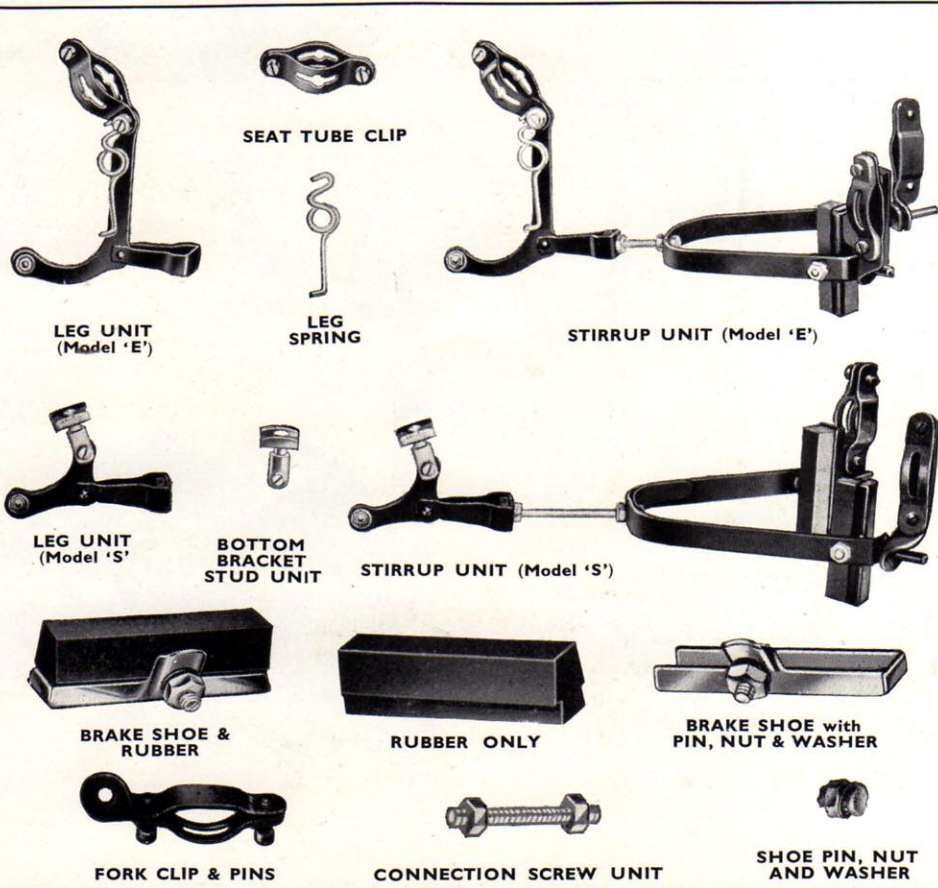
SPARE PARTS FOR REAR BRAKE FULCRUMS

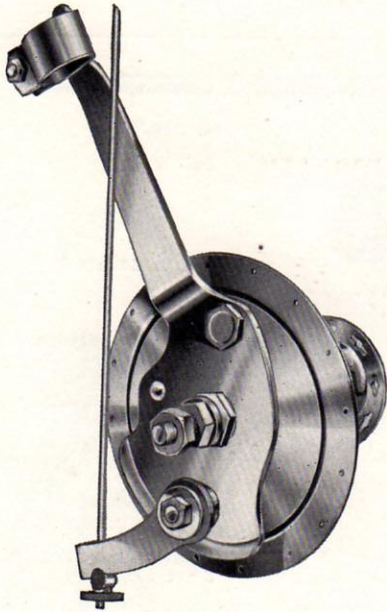
DESCRIPTION	LIST No.	SUITABLE FOR:
TUBE UNIT	B 301 R B 302 R	All Models except Carrier
TUBE ONLY	B 301 B 302	All Models except Carrier
TOP JOINT	B 401 B 405	All Models except Carrier
TOP JOINT PIN, with NUT & WASHER	B 501x B 502x	All Models except Carrier
SWIVEL JOINT	B 703 B 712	All Models except Carrier
SWIVEL JOINT PIN	S 606 S 626	All Models except Carrier
BELL CRANK LEVER UNIT	B 1006x B 1023x B 1007x	All except Kiddies and Yoke and Hinge
BELL CRANK	B 1006 B 1007 A B 1023	All except Kiddies and Yoke and Hinge
BELL CRANK BOLT UNIT	S 804x S 817x S 610x	All except Kiddies and Yoke and Hinge
BELL CRANK LEVER UNIT (Clip Patt.)	B 1605x	All except Kiddies and Yoke and Hinge
DOWN ROD AND SWIVEL	B 1302x B 1303 B 1313x	All except Yoke and Hinge
PIVOT BUSH UNIT (For Down Rod)	B 811x	All Models



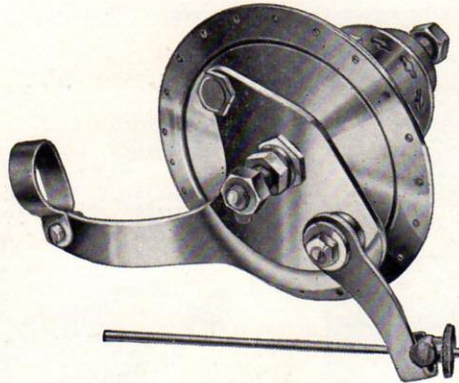
SPARE PARTS FOR BRAKE STIRRUPS

DESCRIPTION	LIST No.	SUITABLE FOR:
STIRRUP UNIT (Model E)	B 101 E B 105 E B 106 E B 101 Y	Standard Carrier Juvenile Yoke and Hinge
LEG UNIT (Model E)	B 1005x B 1005 K	All except Juvenile (1 1/2" Clip) Juvenile (1" Clip)
SEAT TUBE CLIP	B 1610x B 1642x	Standard, 1 1/2" Juvenile, 1"
LEG SPRING	Q 608	All Models
STIRRUP UNIT	B 101 S B 105 S B 106 S B 102 S B 101 Z	Standard Carrier Juvenile Kiddies Yoke and Hinge
LEG UNIT (Model S)	B 1009x B 1010x B 1010 Z	All except Kiddies and Yoke and Hinge
BOTTOM BRACKET STUD UNIT	B 1404x	All Models
CONNECTION SCREW UNIT	S 608x S 607x	Standard Juvenile
BRAKE SHOE AND RUBBER	B 201x B 202x B 201 F B 205x	All Standard Models Yoke and Hinge Carrier Kiddies
RUBBER ONLY	B 601	Standard
BRAKE SHOE with PIN, NUT AND WASHER	B 201 S B 202 Y B 201 C B 205 S	Standard Yoke and Hinge Carrier Kiddies
SHOE PIN, NUT & WASHER	S 632x S 611x	All except Carrier
FORK CLIP & PINS	B 1603x B 1625x B 1624x B 1614x B 1616x B 1629x	Standard " D " D " Round " Round Kiddies Yoke and Hinge





No. 246.



No. 247.

'CRABBE' HUB BRAKES

The "Crabbe" Hub Brake is a perfect example of Phillips specialised engineering for the cycle industry. Every part is precision made and the complete unit is efficient in action, strong and durable, and handsome in appearance.

All the models illustrated on this page are similar in basic design, and differ only in their adaption for front or rear wheels, and for cable or rod control. All four models are also available with Balancer Flanges, at an extra charge.

No. 246. 'Crabbe' Front Hub-Brake, Rod control. Complete with Rod, Fork Crown Stirrup and Brake Tube. Ready for use with Standard Handlebar and Front Brake Top Parts.

No. 246F. As Model No. 246 but with large Balancer Flange to equalise length of spokes.

No. 247. 'Crabbe' Rear Hub-Brake, Rod Control. Complete with Brake Bottom Parts. Ready for use with Standard Handlebars and Rear Brake Top Parts. This model is supplied as standard with Bolt Fastening at Bottom Head Lug and Clip Fastening at Bottom Bracket. Stud Fitting at Bottom Bracket is available to order.

No. 247F. As Model No. 247, but with large Balancer Flange to equalise length of Spokes.

No. 248. 'Crabbe' Front Hub-Brake, Cable Control. Complete with Cable and No. 11 Lever.

No. 248F. As Model No. 248, but with large Balancer Flange to equalise length of Spokes.

No. 249. 'Crabbe' Rear Hub-Brake, Cable Control. Complete with Cable and No. 11 Lever. Less G.C.C. Screwed for Cog and Lock Ring.

No. 249F. As No. 249, but with large Balancer Flange to equalise length of Spokes.

No. 249G. 'Crabbe' Rear Hub-Brake, Cable Control. Complete with Cable and No. 11 Lever. With G.C.C. screwed for Freewheel.

No. 249GF. As No. 249G, but with large Balancer Flange to equalise length of Spokes.


GENERAL SPECIFICATION.

All Models are fitted with $\frac{3}{8}$ " Spindles. Cable control models have Spindles flatted to $\frac{5}{16}$ ". Standard Drilling is 32H. front and 40H. rear, suitable for 13 or 14 gauge Spokes. 36H. drilling, front and rear, supplied to order.


All Phillips 'Crabbe' Hub-Brakes have the Linings individually ground to size.




No. 248



No. 248 F.



No. 249.




No. 249 F.




HUB BRAKE COMPONENTS

COMPONENT	No.	SUITABLE FOR:
SPINDLE UNIT	E 101x E 102x E 104x	246, 248 247 249, 249 G
CONES, FIXED	E 203 H 203	Front Models Rear Models
CONES, ADJUSTABLE	H 204 E 203	Front Models Rear Models
CUPS	H 402	All Models
SPRING	Q 703	All Models
SHOE AND LINING	E 601x	All Models
LINING AND RIVETS	E 601 R 301	All Models All Models
SHOE ANCHOR BOLT AND NUT	S 1022x	All Models
CAM, NUT AND WASHER	E 1404x	All Models
CABLE ANCHOR PIN, AND WASHER	S 833x	248, 249, 249 G
CAM ARM	E 1001 E 1002	247 246
CAM ARM UNIT	E 1003x E 1004x	249, 249 G 248
TRANSMISSION ROD UNIT	E 1301x E 1302x	246 247
TRANSMISSION CABLE, FRONT REAR GENTS REAR LADIES	C 1819x C 1820x C 1821x	248 249, 249 G 249, 249 G
FORK CROWN STIRRUP	E 1011	246
CLIP, PIN AND NUT FOR FORK CROWN STIRRUP	E 1604x	246
ANCHOR PLATE CLIP (For "D" to "D" Fork Blades) (For "D" to Round Fork Blades)	E 1601x E 1603x E 1605x E 1606x	247 246, 248 246, 248 249, 249 G



There are countless small cycle makers who, by making full use of Phillips Frame Sets, are enabled to market a range of machines bearing their own trade marks. Within the bounds of their own local territories, they compete successfully with the larger manufacturers, because of their knowledge of local requirements and their ability to alter their specifications to meet the wishes of their customers. The frame sets shown on this and the following pages, form the basis of the models available to the small maker, but the specifications are variable and quotations will be submitted against individual requirements.



SUPER CLUB FRAME

SPECIFICATION.

Frame built with fishtailed and cut-away lugs and Reynolds '531' tubing. Upright angles, brazed up. Seat and chain stays, straight round tapered. Brazed pump pegs.

Detachable ball race seatings.

Front fork, with 'D' to round section blades and Chromium Plated crown cover.

Straight pattern seat pillar.

Bracket axle No. F101 and cups.

Lightweight chainwheel and fluted cranks.

Head fittings, expander pattern.

Mudguards, White celluloid or light alloy.

Standard finish: Bonderized and heavily coated with best Black enamel.

Available in Gent.'s or Ladies models.

SIZES AVAILABLE			
FRAME	FOR WHEELS	CHAINWHEEL	CRANKS
20"	26" or 27"	46T	6½"
21"	26" or 27"	46T	6½"
22"	26" or 27"	46T	6½"
23"	26" or 27"	46T	6½"
10½" Ground Line.		41½" Wheel Base.	
Chainwheels Less G.C.C.			

SPECIAL FEATURES SUPPLIED TO ORDER AT AN EXTRA CHARGE.

Bends, stems, cable brakes, hubs and pedals.

Enamelled parts supplied in a wide range of high gloss, Polychromatic or Flamboyant Colours, including Peacock Blue, Sapphire Blue, Light Green, Olive Green, Red, Maroon and Orange.



PHILRACE FRAMES

SPECIFICATION.

Frame built with fishtailed and cut-away lugs and true-temper steel tubing. Brazed up seat and chain stays, straight tapered round section. Brazed pump pegs.

Detachable ball race seatings.

Front fork with chromium plated crown cover.

Straight pattern seat pillar.

Bracket axle No. F101 and cups.

Chainwheel with forged cranks

Head fittings, expander pattern, with head fitting lamp bracket.

Mudguards, No. 25G. Special ribbed racing pattern with plate fastening stays.

Standard Finish: Bonderized and heavily coated in best Black enamel. Lined single Gold. Usual bright parts Chromium Plated.



SIZES AVAILABLE			
FRAME	FOR WHEELS	CHAIN-WHEEL	CRANKS
20"	26"	46T	6½"
21"	26"	46T	6½"
22"	26"	46T	6½"
23"	26"	46T	6½"
24"	26"	46T	6½"

SPECIAL FEATURES SUPPLIED TO ORDER AT AN EXTRA CHARGE.

Bends, stems and cable brakes, or handle-bars and brakes, hubs, pedals, chain guards and chain adjusters.

Enamelled parts supplied in a wide range of colours, including Peacock Blue, Sapphire Blue, Light Green, Olive Green, Red, Maroon and Orange.



PHILCO GENT'S. FRAME



PHILCO LADIES FRAME

PHILCO FRAMES

SPECIFICATION.

Frame built with True Temper steel tubing.
 D section seat and chain stays.
 Brazed pump pegs.
 Detachable ball race seatings.
 Front fork with D to round section blades,
 and chromium plated crown cover.
 Straight pattern seat pillar.
 Bracket axle No. F101 and cups.
 Chainwheel with forged cranks.
 Head fittings, expander pattern, with head
 fitting lamp bracket.
 Mudguards, Phillips deep domed section
 with plate fastening stays.
 Standard Finish: Bonderized and heavily
 coated in best black enamel. Lined double
 Gold. Usual bright parts chromium plated.

SIZES AVAILABLE			
FRAME	FOR WHEELS	CHAIN-WHEEL	CRANKS
16"	20"	32T	4½"
16"	24"	40T	5½"
18"	24"	40T	5½"
20"	26" or 28"	44T	6½"
22"	26" or 28"	46T	6½"
24"	26" or 28"	46T	6½"

Special features supplied to order at an extra charge.

Handlebars and brakes, hubs, pedals, chain-guards and chain adjusters.
 Enamelled parts supplied in a wide range of colours including, Peacock Blue, Sapphire Blue, Light Green, Olive Green, Red, Maroon and Orange.



KIDDIES FRAMES

SPECIFICATION.

Frames built with True Temper steel tubing, $\frac{3}{4}'' \times \frac{7}{8}'' \times \frac{7}{8}''$. Straight round seat stays.

'D' section chain stays. Brazed pump pegs.

Front fork with 'D' section blades.

Forward pattern seat pillar.

Bracket axle No. F103 and cups.

Chainwheel with forged cranks.

Head fittings, expander pattern, with head fitting lamp bracket.

Mudguards, Phillips No. 25G, with plate fastening stays.

Standard finish. Bonderized and heavily coated with best black enamel. Lined single Gold. Usual bright parts chromium Plated.



SIZES AVAILABLE			
FRAME	FOR WHEELS	CHAIN WHEEL	CRANKS
15"	16"	28T	4"
16"	18"	28T	4"
18"	20"	32T	4 $\frac{1}{2}$ "

Special features supplied to order at an extra charge.

Handlebars and brakes, pedals, hubs, carriers, chainguards and chain adjusters. Enamelled parts supplied in a wide range of colours including, Peacock Blue, Sapphire Blue, Light Green, Olive Green, Red, Maroon and Orange.

REPLACEMENT FORKS

All Phillips Replacement Forks are constructed throughout with highest grade materials and the workmanship and finish are guaranteed the same standard as for original equipment.

Strengthening liners are inserted in the fork blades of all models.

The steering columns of standard models are butted 16 gauge to 11 gauge. On carrier models Nos. 265 and 256, the steering columns are butted 16 gauge to 8 gauge. Kiddies steering columns are butted 16 gauge to 14 gauge.

All Forks are supplied as standard in best Black Enamelled finish and with Chromium Plated crown race. Columns are threaded 1" x 24T. for expander, except Kiddies Model No. 266, which is threaded $\frac{7}{8}$ " x 24T. for expander.

No. 211. Philco Fork, with Chromium Plated Crown Cover. Supplied suitable for 20", 22", 24", 26" or 28" Wheels.


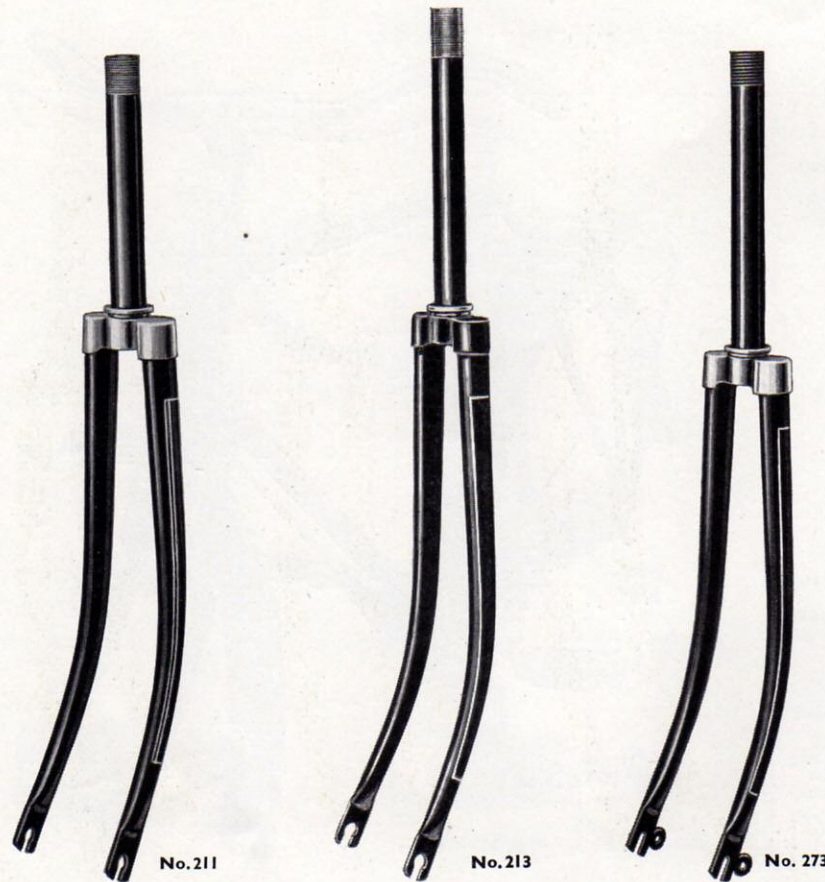
No. 213. Philco Fork. Supplied suitable for 20", 22", 24", 26" or 28" Wheels.

No. 273. Philrace Fork, with Chromium Plated Crown Cover. Supplied suitable for 26" and 27" Wheels. Drilled for Cable Brake if required.

No. 212. Vox Populi Fork, with Chromium Plated Crown Cover. Solid Fork Ends with Mudguard Eyes. Suitable for 26" and 27" Wheels.

No. 203. Tubular Crown Fork, with Chromium Plated Cups. Supplied suitable for 26" and 28" Wheels.

No. 305. Tubular Crown Fork, with Chromium Plated Cups. Mudguard Eyes. Supplied suitable for 26" and 28" Wheels.



CUSTOMERS ARE PARTICULARLY REQUESTED TO GIVE THE FOLLOWING INFORMATION WHEN ORDERING REPLACEMENT FORKS.

- (a) Size of Wheel.
- (b) Length of Column, measured from top of Crown.
- (c) Length of Threading (maximum 3").
- (d) Colour, if other than Black.
- (e) Lining, if required.



REPLACEMENT FORKS

The Replacement Forks illustrated on this page provide a further instance of the wide range of Phillips' productions and their ability to cater for every possible requirement.

As on the previous page, all these Forks are fitted with strengthening liners in the blades and are constructed with heavily butted steering columns. All models, except Kiddies No. 266 have columns threaded 1" x 24T. for expander. The Kiddies column is threaded 7/8" x 24T. for expander. Black Enamelled finish is supplied as standard and all models are fitted with Chromium Plated crown races.

No. 287. Balloon Tyre Fork, with extra wide Crown to give ample clearance. For 26" x 2" Balloon Tyres.

No. 265. Carrier Fork. Constructed with Malleable Crown and Heavy Gauge Column and Blades. Suitable for 26" equal wheel Carrier Cycles.

No. 256. Low Gravity Carrier Fork, with Malleable Crown and heavy gauge Column and Blades. Suitable for 20" wheel Carrier Cycle.

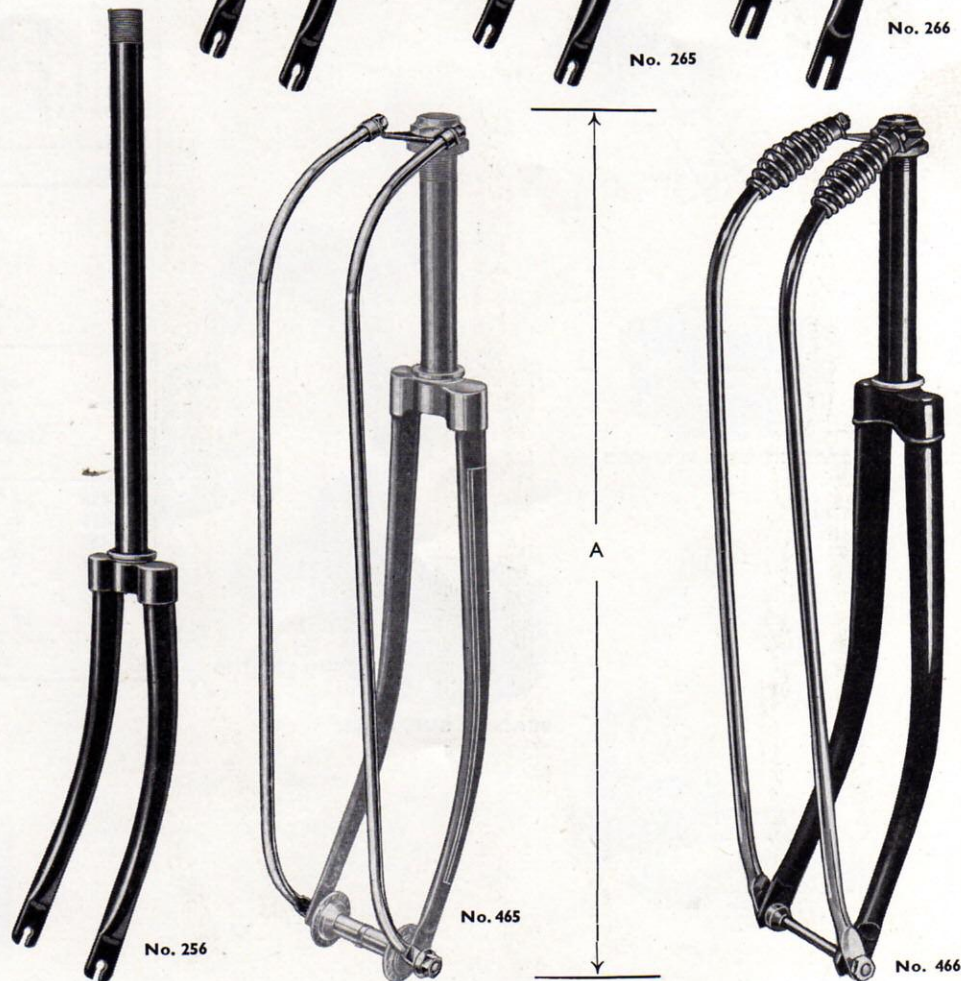
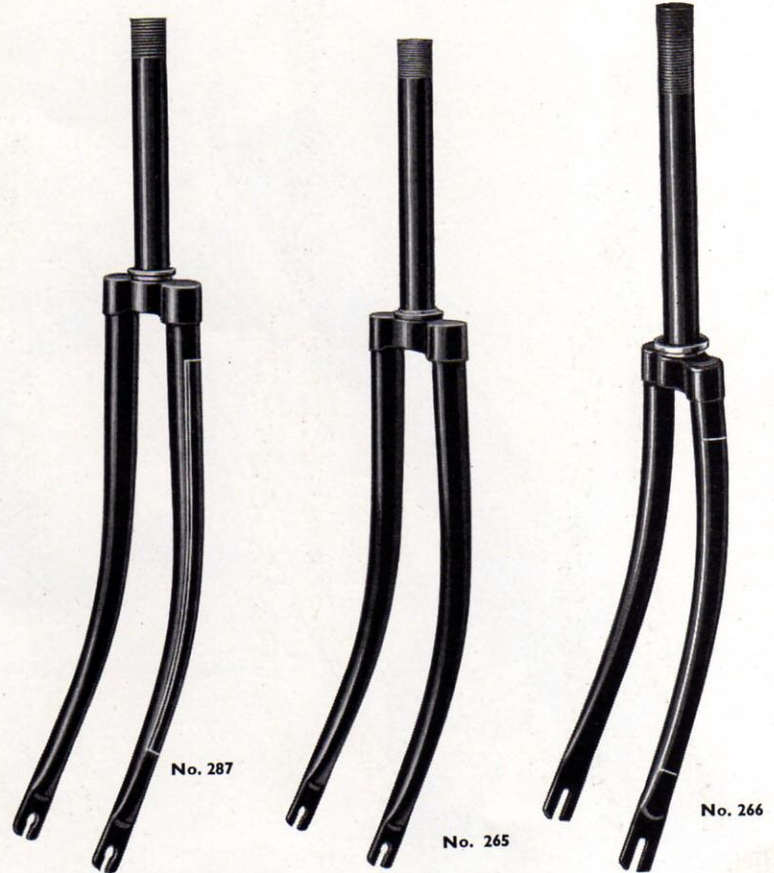
No. 266. Kiddies' Fork, with Malleable Crown. Suitable for 14", 16", 18" and 20" Wheels.

No. 465. Girder Fork Attachment.

No. 466. Girder Fork Attachment, Colonial Pattern. Supplied in Chromium Plated finish and suitable for all standard size Forks. Please state size of Wheel and length of Column when ordering. Alternatively, state the length of "A" measuring from the centres of the End Nuts.

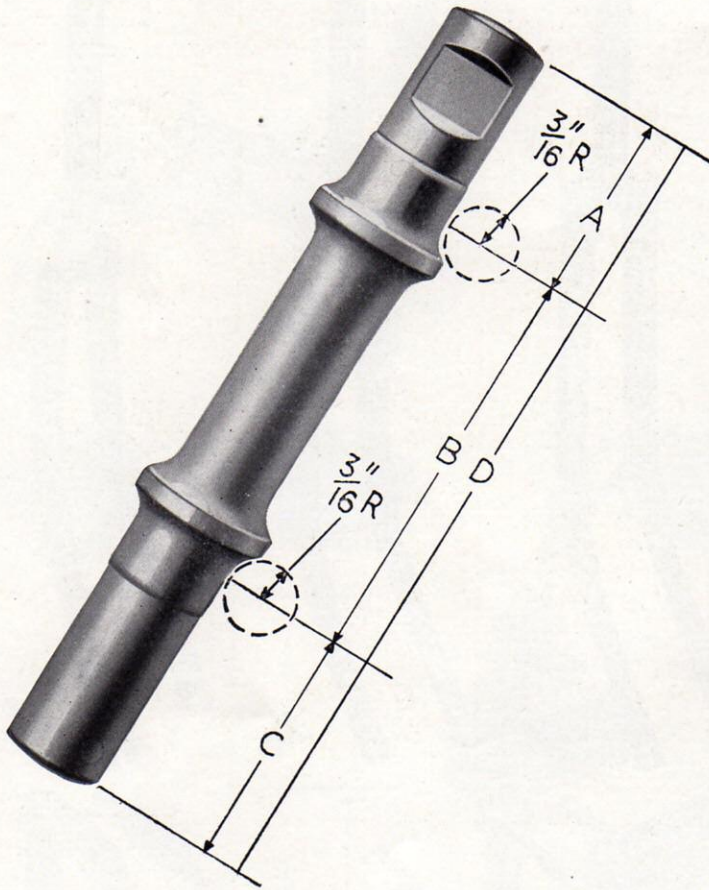
CUSTOMERS ARE PARTICULARLY REQUESTED TO GIVE THE FOLLOWING INFORMATION WHEN ORDERING REPLACEMENT FORKS:

- (a) Size of Wheel.
- (b) Length of Column, measured from top of Crown.
- (c) Length of Threading (maximum 3").
- (d) Colour, if other than Black.
- (e) Lining, if required.



BRACKET AXLES AND CUPS

The Bracket Fittings are to the bicycle as the heart is to the human body. They bear the greatest strain and the greatest responsibility, and on their strength, endurance and efficiency, the life of the bicycle depends. Therefore no risks should be taken in your choice of these components. You should be certain that only best quality steel is used ; that the axles are properly heat-treated, and that both axles and cups are accurately machined to precision limits. In other words, you should choose Phillips and be sure of absolute satisfaction.



BRACKET AXLES.							
	A	B	C	D	Chain Line.		Type.
F 101	$1\frac{33}{64}$ "	$2\frac{33}{32}$ "	$1\frac{9}{64}$ "	5"	$1\frac{1}{2}$ "	GCC	Standard
F 102	$1\frac{9}{64}$ "	$2\frac{33}{32}$ "	$1\frac{9}{64}$ "	$4\frac{11}{16}$ "	$1\frac{1}{2}$ "	N.GCC	Standard
F 103	$1\frac{33}{64}$ "	$2\frac{33}{32}$ "	$1\frac{9}{64}$ "	$4\frac{5}{8}$ "	$1\frac{5}{16}$ "	GCC	Kiddies
F 104	$1\frac{33}{64}$ "	$2\frac{33}{32}$ "	$1\frac{17}{64}$ "	$5\frac{19}{32}$ "	$1\frac{3}{4}$ "	GCC	Carrier
F 109	$1\frac{33}{64}$ "	$2\frac{33}{32}$ "	$1\frac{13}{64}$ "	$4\frac{3}{16}$ "	$1\frac{1}{2}$ "	GCC	Extra Gear Case Clearance.



BRACKET CUP, FLANGED



BRACKET CUP, PLAIN



LOCK RING

































BRACKET CUPS AND LOCK RING.				
	Depth.	Thread		Type.
		Size.	Screwed.	
F 418	$\frac{9}{16}$ "	24T.	L.H.	Flanged, Shallow Pattern.
F 419	$\frac{9}{16}$ "	24T.	R.H.	Plain, Shallow Pattern.
F 425	$\frac{11}{16}$ "	24T.	L.H.	Flanged, Deep Pattern.
F 426	$\frac{11}{16}$ "	24T.	R.H.	Plain, Deep Pattern.
F 901	—	—	—	Lock Ring.



Cycle Fitments




HEAD FITTINGS


<p>Standard Finish is Chromium Plate for Standard and Kiddies, and Black Enamel for Carrier and Low Gravity. Top and Bottom Ball Races are supplied in Natural Finish.</p>	<p>STANDARD 3/8" BALL BEARINGS</p>	<p>CARRIER 5/32" BALL BEARINGS</p>	<p>LOW GRAVITY CARRIER 3/8" BALL BEARINGS</p>	<p>KIDDIES 3/8" BALL BEARINGS</p>
<p>Head Lock Nut.</p>	 <p>N3203</p>	 <p>N3206</p>	 <p>N3203</p>	 <p>N2802</p>
<p>Expander Screw Race.</p>	 <p>F422</p>	 <p>F423</p>	 <p>F413</p>	 <p>F410</p>
<p>Top Ball Race.</p>	 <p>F401</p>	 <p>F405</p>	 <p>F411</p>	 <p>F407</p>
<p>Bottom Ball Race. (F406 Bottom Loose Race Seating).</p>	 <p>F401</p>	 <p>F406</p>	 <p>F411</p>	 <p>F408</p>
<p>Crown Race.</p>	 <p>F402</p>	 <p>F407</p>	 <p>F412</p>	 <p>F409</p>
<p>F1203. Lamp Bracket, Plain.</p>	 <p>F1207</p>		 <p>F1203</p>	
<p>F1207. Lamp Bracket, Phillips 'P'</p>	 <p>F1204</p>		 <p>F1210</p>	
<p>F1204. Lamp Bracket, Kiddies.</p>	 <p>F1204</p>		 <p>F1210</p>	
<p>F1210. Lamp Bracket, Phillips 'P' Stem Fastening).</p>	 <p>F1204</p>		 <p>F1210</p>	
<p>F424. Top Loose Race Seating.</p>	 <p>F424</p>		 <p>F414</p>	
<p>F414. Bottom Loose Race Seating.</p> <p>Standard Finish — Chromium Plate.</p>	 <p>F424</p>		 <p>F414</p>	



STANDARD PATTERN No. 1 (Joggled)
STANDARD PATTERN No. 1 (Flanged)



STANDARD PATTERN No. 2



JUVENILE



TRICYCLE



KIDDIES

CHAINWHEELS AND CRANKS

All the Chainwheels shown on this page are manufactured from best quality steel and are heavily Chromium Plated. Chainwheels with right hand cranks only, or left hand cranks only, can be supplied separately, if required.

Standard Pattern No. 1 (Joggled).

Supplied with G.C.C. as standard, but less G.C.C. to order.

Standard size is 46T $\times \frac{1}{2}$ " $\times \frac{1}{8}$ " with 6 $\frac{1}{2}$ " Cranks*.

F1036o – Chainwheel and Cranks complete.

F1036x – Chainwheel and R.H. Crank only.

F1037 – L.H. Crank only.

Standard Pattern No. 1 (Flanged).

Supplied less G.C.C. as standard, but with G.C.C. to order.

Standard size is 46T $\times \frac{1}{2}$ " $\times \frac{1}{8}$ " with 6 $\frac{1}{2}$ " Cranks*.

F1025o – Chainwheel and Cranks complete.

F1025x – Chainwheel and R.H. Crank only.

F1026 – L.H. Crank only.

Standard Pattern No. 2 (Joggled).

Supplied with G.C.C. as standard, but less G.C.C. to order.

Standard size is 46T $\times \frac{1}{2}$ " $\times \frac{1}{8}$ ", with 6 $\frac{1}{2}$ " Cranks*

F1038o – Chainwheel and Cranks complete.

F1038x – Chainwheel and R.H. Crank only.

F1039 – L.H. Crank only.

Juvenile Pattern.

Supplied in one size only – 32T $\times \frac{1}{2}$ " $\times \frac{1}{8}$ ", with 4 $\frac{1}{2}$ " Cranks.

F1027o – Chainwheel and Cranks complete.

F1027x – Chainwheel and R.H. Crank only.

F1028 – L.H. Crank only.

Kiddies Pattern.

Supplied in one size only, 28T $\times \frac{1}{2}$ " $\times \frac{1}{8}$ " with 4" Cranks.

F1011o – Chainwheel and Cranks complete.

F1011x – Chainwheel and R.H. Crank only.

F1012 – L.H. Crank only.

Tricycle Pattern.

Supplied in one size only, 22T $\times \frac{1}{2}$ " $\times \frac{1}{8}$ " with 4" Cranks.

F1017o – Chainwheel and Cranks complete.

F1017x – Chainwheel and R.H. Crank only.

F1018 – L.H. Crank only.

*Standard Pattern Chainwheel, Nos. 1 & 2, can be supplied to order, in the following alternative sizes:

40T – 5 $\frac{1}{2}$ " Cranks.	44T – 6 $\frac{1}{2}$ " Cranks
48T – 6 $\frac{3}{4}$ " "	48T – 7" "



MISCELLANEOUS

SEAT PILLAR.

- F 822.** Straight Pattern, Chromium Plated, 9" long. To Telescope $1\frac{1}{8}$ " x 18G. Tube.
- F 802.** Forward Pattern, Chromium Plated, 7" long. To Telescope $1\frac{1}{8}$ " x 18G. Tube.
- F 826.** Forward Pattern, Kiddies, Chromium Plated. 71°. 4" long. To Telescope $\frac{7}{8}$ " x 18G. Tube.
- F 824.** Forward Pattern, Tricycle, Chromium Plated. 90°. 4" long. To Telescope $\frac{7}{8}$ " x 16G. Tube.



SEAT PILLAR STRAIGHT PATTERN



SEAT PILLAR FORWARD PATTERN

SEAT PIN, NUT AND WASHER.

- S 1017x.** Standard. $1\frac{1}{2}$ " Pin.
- S 1018x.** Kiddies. $1\frac{1}{16}$ " Pin.
- S 1004x.** Balloon. 2" Pin.



SEAT PILLAR 90° TRICYCLE PATTERN

BRIDGE PIN, NUT AND WASHER.

- S 613x.** 1" Pin, suitable for all models.

CHAIN ADJUSTER.

- M 901x.** Standard Roadster Pattern.
- M 903x.** Racing Pattern, for Drop-out Fork Ends.



SEAT PIN, NUT AND WASHER

CRANK COTTER PIN, NUT AND WASHER.

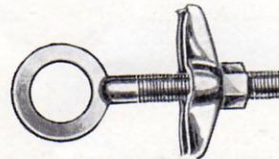
- F 501x.** Standard for all models.



BRIDGE PIN, NUT AND WASHER

FORK CROWN COVER.

- F 1412.** Chromium Plated. Suitable for Roadster Fork No. 211.
- F 1414.** Chromium Plated. Suitable for Racing Fork No. 306.



CHAIN ADJUSTER STANDARD ROADSTER

THIMBLE, for Tubular Fork Crown.

- F 1404.** Chromium Plated. Suitable for Forks Nos. 203 and 305.



CHAIN ADJUSTER RACING



THIMBLE FOR TUBULAR FORK CROWN




FORK CROWN COVER




CRANK COTTER PIN, NUT AND WASHER

GEAR CASES, CHAIN COVERS AND CHAIN GUARDS

Phillips Gearcases, Chaincovers and Chainguards are manufactured from high grade heavy gauge steel and are rust-proofed by the "Bonderising" process before enamelling. All models, except Nos. 290 and 291 are finished as standard in best Black Enamel, but can be supplied, to order, in a wide range of colours, and/or with single or double lining. Models Nos. 290 and 291 are supplied as standard in White finish.




No. 297




No. 298




No. 293



No. 299



No. 296



No. 290



No. 291

No. 297. Open Centre Oil Bath Gear Case. Suitable for Roadster Bicycles. Please state whether required for 26" or 28" Wheels.

No. 298. Open Centre Oil Bath Gear Case. Suitable for Bicycles with Drop-out Fork Ends. For 26" Wheels only.

No. 293. Open Centre One-Piece Chain Cover. Please state whether required for 26" or 28" Wheels.

No. 299. Chain Guard. Suitable for 24", 26" or 28" Wheels. With $\frac{7}{8}$ " D or $\frac{3}{4}$ " Round Clips. Please state size of Wheel and type of Clip required.

No. 296. Chain Guard, Kiddies. With $\frac{7}{8}$ " or $\frac{5}{8}$ " Clips. Please state size of Clip required.

No. 290. Chain Guard, Tricycle. Suitable for Swan Neck Tricycle with Drilled and Tapped Frame. Suitable for either 14" or 16" Wheels.

No. 291. Chain Guard, Magic Steed Tricycle. Suitable for either 14" or 16" Wheels.

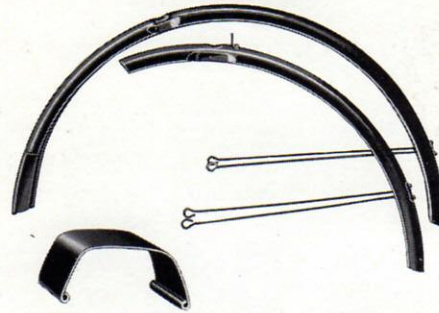
When ordering, please give full particulars of the Bicycles for which these Fitments are required, i.e., the type and size of Frame, Chain Wheel and Rear Wheel.



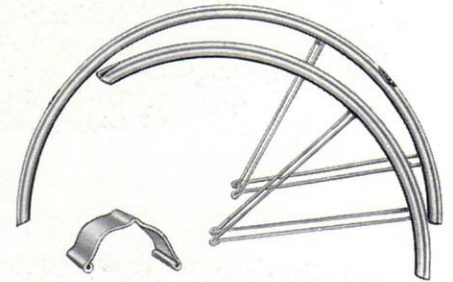
MUDGUARDS

Phillips' Mudguards are manufactured from high grade heavy gauge steel and are rust-proofed by the "Bonderising" process before enamelling. All models, except Nos. 215 and 216 are finished as standard in best Black enamel, but can be supplied, to order, in a wide range of colours, and/or with single or double lining. Models Nos. 215 and 216 are supplied as standard in White finish.

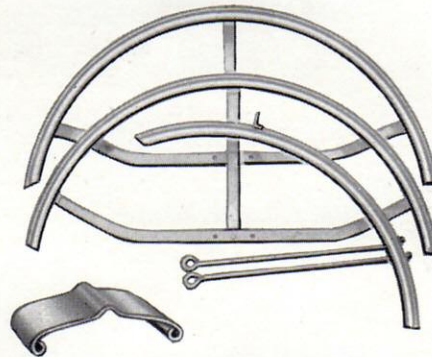
- No. 209. Deep Section, $1\frac{1}{8}$ " Drop Side.** Spindle Fitting. Suitable for 24", 26" and 28" Wheels.
- No. 215. Tricycle Pattern.** Spindle Fitting Front. Suitable for 14" or 16" Wheels.
- No. 216. Racing Type, with Chromium Plated Tip.** V-pattern Double Stays, Pin Fastening. Adjustable Cleat for Centre Bolt Fixing.
- No. 257. Ribbed Pattern, Chromium Plated Tip.** Pin Fastening Stays. Suitable for 26" Wheels.
- No. 258. Ribbed Pattern.** Spindle Fitting Stays. Suitable for 18" and 20" Wheels.
- No. 259. Wide Section,** suitable for 2" Tyres and 26" Wheels. Spindle Fitting.
- No. 262. Special Deep Section.** Spring Clip Fixing to Chain Stay Bridge. Spindle Fitting Stays screwed into Welded Bridges. Suitable for 26" and 28" Wheels.
- No. 492. Special Deep Section.** Plate Fastening and Spindle Fitting Stays. Suitable for 24", 26" and 28" Wheels.
- No. 494. Carrier Pattern.** V-pattern Double Stays, Pin Fastening. Suitable for 26" x $1\frac{3}{4}$ " Wheels.
- No. 495. Low Gravity Carrier Pattern.** V-pattern Double Stays, Pin Fastening. Suitable for 20" Front Wheel and 26" Rear Wheel.
- L 301x. Mudguard Stay Fastening Plates and Pins.**




No. 209




No. 216




No. 215




No. 258



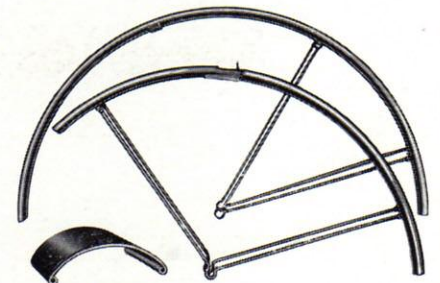
No. 259



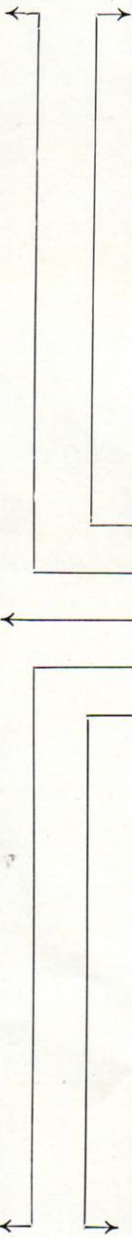



No. 262



L301x



No. 494



CARDED SPARES

BRAKE SHOES and RUBBERS (12 Pairs Per Card)

- B 201x Suitable for Standard & Juvenile Brakes
- B 202z " " Yoke and Hinge Brakes
- B 205x " " Kiddies Brakes
- C 201x " " Vox Populi, Grande Vitesse and Millward Front Cable Brakes
- C 209x " " Vox Populi, Grande Vitesse and Millward Rear Cable Brakes
- C 204x " " Philco Front Cable Brake
- C 205x " " Philco Rear Cable Brake
- C 207x " " Grand Prix and Philite Front Cable Brake
- C 210x " " Grand Prix and Philite Rear Cable Brake

FORK CLIPS (12 Pairs Per Card)

- B 1603x Suitable for $\frac{7}{8}$ " D Forks
- B 1625x " " $\frac{7}{8}$ " D Forks
- B 1624x " " Round Forks
- B 1614x " " Round Forks
- B 1616x " " Kiddies Forks
- B 1629x " " $\frac{7}{8}$ " D Forks (Extended Pattern for Yoke and Hinge)

— BRAKE SHOES & RUBBERS

— FORK CLIPS

— CRANK COTTERS

— CHAIN ADJUSTERS

— WING NUTS

CRANK COTTERS, with NUTS & WASHERS (24 Per Card)

- F 501x Suitable for All Models

CHAIN ADJUSTERS (12 Pairs Per Card)

- M 901x Suitable for Roadster & Carrier Cycles
- M 903x " " Sports Cycles

WING NUTS (24 Per Card)

- No. 198 Suitable for $\frac{3}{8}$ " Spindles
- No. 199 " " $\frac{5}{16}$ " Spindles



Cycle Fitments



CARDED SPARES

HUB SPINDLES (12 Per Card). With Cones and Nuts.

H 109x	Suitable for Hub No.	22
H 1115y	" " " "	23
H 115x	" " " "	36, 67, 546
H 101x	" " " "	37, 37C
H 106x	" " " "	39, 147, 168, 39C, 68
H 112x	" " " "	42
H 114x	" " " "	167
H 110x	" " " "	148, 169
H 122x	" " " "	146
H 114 K	" " Standard Narrow Barrel Front	
H 115 L	" " Hub No.	450
H 118 L	" " " "	451
H 111x	" " " "	149, 170, 550
H 129x	" " " "	552, 176, 452
H 131x	" " " "	186, 454, 554

PEDAL SPINDLES (6 Pairs Per Card) With Cones, Nuts and Washers.

P 127x	Suitable for Pedal No.	65, 61, 45, 125, 127, 200, 353
P 133x	" " " "	66, 46, 126, 128, 201, 354
P 134x	" " " "	58
P 140x	" " " "	97
P 141x	" " " "	98
P 110x	" " " "	81, 84
P 121x	" " " "	70
P 128x	" " " "	83, 55
P 129x	" " " "	166
P 143x	" " " "	102, 157
P 130x	" " " "	101, 333
P 148x	" " " "	202, 191

BRACKET AXLES (6 Per Card)






F 101	1 1/2"	Chain line	
F 103	1 5/16"	" "	
F 104	1 3/4"	" "	
F 109	1 1/2"	" "	Extra gear case clearance

SPANNERS

M 719	Combination Spanner (12 per Card)
	Also available—
M 702	Brake and Spoke Spanner (24 Per Card)
M 710	Cone Spanner and Tyre Lever (12 Per Card)

OIL CANS (12 Per Card)

M 1601	Phillips Polished Metal
M 1602	Phillips Polythene



HUB SPINDLES

PEDAL SPINDLES

BRACKET AXLES

SPANNERS

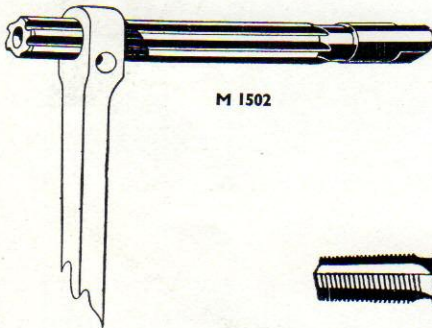
OIL CANS



M 721



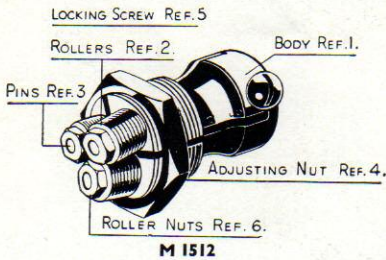
M 720



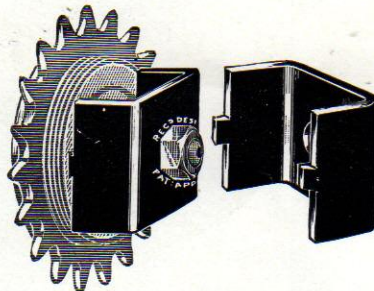
M 1502




M 1503



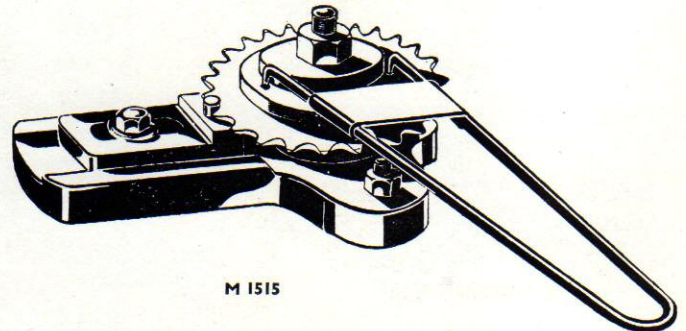
M 1512



M 1516



M 1514



M 1515

WORKSHOP TOOLS

WORKSHOP TOOLS

- M 721. Crank Trueing Tool.** 14-inch handle gives ample leverage. Drop steel forging.
- M 720. Pedal Spanner, Double-ended,** $\frac{13}{32}$ -in., $\frac{5}{8}$ -in., 13-in. overall.
- M 1502. Crank Axle Reamer,** tapered .005.
- M 1503. Pedal Tap, New Standard, R. and L., Double-Ended.** $\frac{9}{16}$ " \times 20 T.P.I.
- M 1512. Spoke Thread Rolling Heads.** The Perfect matching unit for the SPOKE SCREWING MACHINE. The rollers of these tools are correctly set at 14G unless otherwise specified. Enables thread to be easily rolled on both 14G and 15G Cycle Spokes. The easiest way to set the head is by using a previously threaded spoke and adjusting the rollers tightly down into the thread; this is done by means of the adjusting ring body Ref. No. 4. With very little practice the amount of pressure required to roll a correct diameter thread is easily obtained, but in any case the required correction after trial is an extremely simple operation.

SPARE PARTS.

Ref. 1, Body. Ref. 2, Rollers. Ref. 3, Roller Shafts and Nuts. Ref. 4, Lock Ring. Ref. 5, Lock Screw. Ref. 6, Roller Shaft, Nuts, Rollers fitted.
KEEP ROLLERS FREE FROM STEEL SPECKS & WELL OILED.
When ordering please state whether 13—14 or 15-Gauge Setting. Also available in 1.8 m.m. pitch.

- M 1516. Freewheel Removing Tool.** Place the Remover face upwards in a vice and, with the pegs inserted in the slots in the Freewheel, turn the wheel round. The leverage obtained is sufficient to move the tightest Freewheel.

Best quality Siemen Martin spring steel, correctly hardened and tempered, cannot damage if correctly used. Remover should be packed level with washer so as to be solid on Freewheel base, then must be **TIGHTLY** secured into position by means of spindle nut.

- M 1514. Sprocket Remover with Chain** will remove the most obstinate sprocket without damage to the teeth.
- M 1515. Sprocket Jig and Freewheel Holder.** Universal type for all freewheels and sprockets. A necessity for good workmanship in dismantling and assembling freewheels of all makes.



WORKSHOP TOOLS

M 1513. Universal Nipple Key. The best of its type, accurately machined and hardened: a most handy little tool.

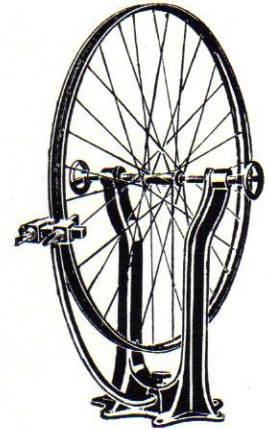


M 1513

M 1509. Cycle Erecting Stand. Fitted with Felt-lined Jaws and Swivel Adjustment. Position of Cycle can be adjusted to any angle. The method of tightening the adjustments holds the cycle perfectly rigid at any angle and the machine can be raised or lowered to any position.



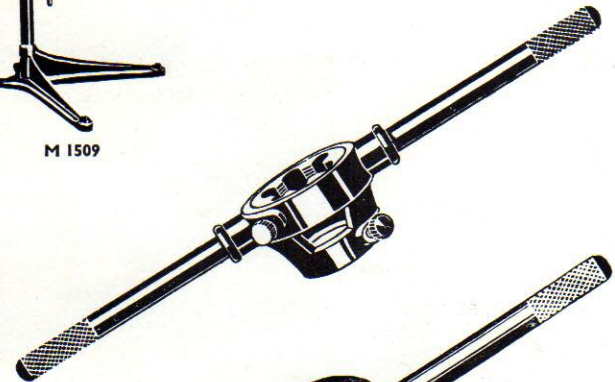
M 1509



M 1510


M 1510. Cycle Wheel-Building Stands. Suitable for any width of Cycle Hub or any size Spindle and fitted with female centres. Truing bar instantly adjustable. Hands have free access to the spokes.

M 1504. Fork Column Die and Holder, complete as illustrated $1'' \times 24T$.



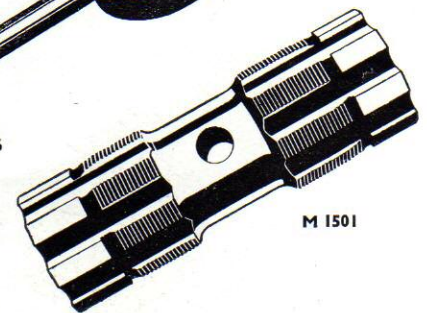
M 1504

M 1506. Hub Die with Handles. A useful tool to rectify damaged or tight hub thread: $1\frac{3}{8}'' \times 24$ thread.



M 1506

M 1501. Bracket Tap. Double-ended $1\frac{3}{8}'' \times 24$ thread. Right Hand and Left Hand.

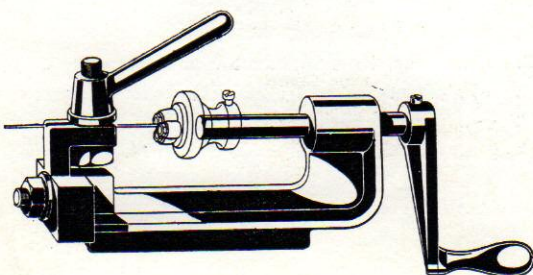


M 1501

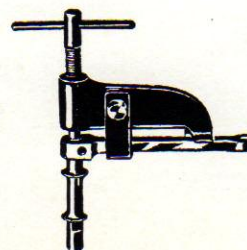
M 1511. Spoke Screwing Machine. This handy Device together with the Spoke Thread Rolling Heads, illustrated on the opposite page should be included in every good cycle builder's equipment. It is simple, sturdy, fool-proof and should last a lifetime.

M 1507. Crank Drawer. A powerful little tool for quickly removing tight cranks.

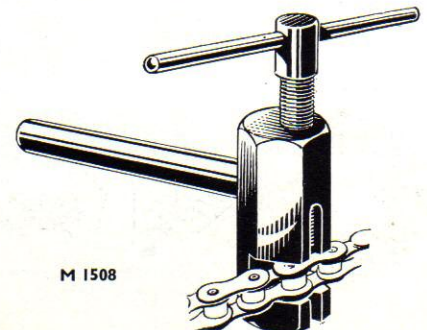
M 1508. Chain Rivet Extractor. Will remove the top plate of any $\frac{1}{2}'' \times \frac{1}{8}''$ cycle chain in one operation without any distortion of the chain.



M 1511



M 1507



M 1508



ROADSTER WHEEL with WESTWOOD RIM



SPORTS and LIGHT TOURIST WHEEL with ENDRICK RIM

WHEELS

ROADSTER WHEELS.

With Westwood Pattern Rims and Rustless Spokes.
Available sizes are 20", 22", 24" and 26" \times $1\frac{3}{8}$ " and 26" or 28" \times $1\frac{1}{2}$ ".

- No. 470. Front, built with Hub No. 36.
- No. 471. Rear, " " " " 39.
- No. 472. Front, " " " " 167.
- No. 473. Rear, " " " " 168.

SPORTS AND LIGHT TOURIST WHEELS.

With Endrick Pattern Rims and Rustless Spokes.
Available sizes are 26" \times $1\frac{1}{4}$ " or 26" \times $1\frac{3}{8}$ ".

- No. 474. Front, built with Hub No. 167.
- No. 475. Rear, " " " " 169.
- No. 476. " " " " 170.
- No. 477. " " " " 176.

KIDDIES WHEELS.

With Westwood Pattern Rims and Rustless Spokes.
Available sizes are 16" or 18" \times $1\frac{3}{8}$ ".

- No. 468. Front, built with Hub No. 22.
- No. 469. Rear, " " " " 23.

TRICYCLE WHEELS (for Pneumatic Tyres).

With Westwood Pattern Rims and Rustless Spokes.
Available sizes are 14" and 16" \times $1\frac{3}{8}$ ".

- No. 468. Front, built with Hub No. 22.
- No. 456. Rear, Free, built with Hub No. H 25.
- No. 457. " Fixed, " " " " H 26.
- No. 458. " Free, " " " " H 15. Ball Bearing.
- No. 459. " Fixed, " " " " H 16. " "



ACCESSORIES

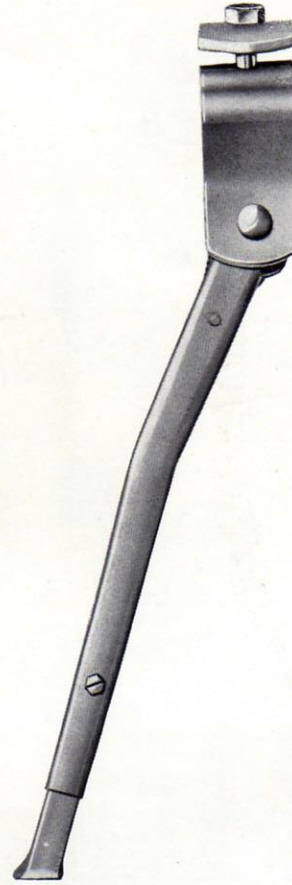
PHILLIPS' PROP STAND.

Strongly made from best quality steel. Light in weight, exceedingly durable and nicely finished. Adjustable to suit different sizes of wheels.


No. 484 - Suitable for Sports Cycles with Straight Chain Stays and Wheels from 20" to 26".

No. 485 - Suitable for Roadster Cycles with Cranked Chain Stays and Wheels from 20" to 26".

No. 486 - Suitable for Roadster Cycles with Cranked Chain Stays and Wheels from 26" to 28".



PROP STAND



INFLATOR

PHILLIPS' INFLATOR.

A precision-built job, made from high-grade steel. Light in weight and guaranteed not to warp or leak. Finished in superior chromium plate and supplied complete with best quality braided connection.

No. 571 - 15" size, with Connection for Woods Valve.

No. 572 - 15" " " " " Schrader "

No. 573 - 15" " " " " H.Press. "

No. 581 - 12" " " " " Woods "

No. 582 - 12" " " " " Schrader "

No. 591 - 9" " " " " Woods "


No. 592 - 9" " " " " Schrader "

PHILLIPS' BELLS.

The two models illustrated on this page are both designed to give long and efficient service. They are robust in construction, positive in action and have a clear penetrating tone. Both models are fully chromium plated, and have two-screw clip fitting.

No. 260 - Celtonia Hammer Type, 3" Dome.

No. 264 - Rotary Striker Type, 2 3/8" Dome.



No. 264. BELL



No. 260. BELL



No. 610.

SADDLE BAGS

No. 610. TOOL BAG.

Size $6\frac{1}{4}'' \times 3\frac{1}{4}'' \times 1\frac{1}{2}''$.

Made to match Spring Seat Saddles. Best quality Black Waterproof Fabric. Re-inforced with Fibre-board. Ring Lock Fastener.



No. 611.

No. 611. TOURING BAG.

Size $9'' \times 8'' \times 7\frac{1}{2}''$ to $5\frac{1}{2}''$.

Shaped to fit snugly at back of Saddle. Made from Best quality Black Waterproof Fabric. Fitted with Girder Suspension. Double front fastening and two Saddle Straps.



No. 612.

No. 612. LARGE TOURING BAG.

Size $14'' \times 8'' \times 7\frac{1}{2}''$ to $5\frac{1}{2}''$.

Extra large capacity. Shaped to fit snugly at back of Saddle. Made from Best Quality Black Waterproof Fabric. Fitted with Girder Suspension. Double front fastening and Two Saddle Straps.



ACCESSORIES

SPANNERS



- M 702 Phillips Combined Spanner
- M 710 Phillips Cone Spanner and Tyre Lever
- M 719 Phillips Combined Spanner

OIL CANS

- M 1601. Phillips' Polished Metal Oil Can with Brass Cap and Spout Nipple
- M 1602. Phillips' Polythene Oil Can, large capacity, unbreakable and non-leaking

TOOL ROLLS

- No. 1. Comprising Three Spanners, Nos. M 702, M 710 and M 719, Oil Can No. M 1601, and strong, waterproof Container which folds up into a neat and compact roll
- No. 2. As No. 1, but with Spanner No. M 725 instead of M 719. This set is suitable for Junior Cycles and Tricycles.



PHILLIPS TOOL ROLL.





SPOKES




REFLECTOR



SPOKE WASHERS

SPOKE NIPPLES



CYCLE OIL

MISCELLANEOUS

SPOKES

Best Rustless Finish, complete with Nipples and Washers.

F 1901x Plain 15-Gauge

F 1902x Plain 14-Gauge

Available in all sizes for Wheels from 14" to 28" in diameter. When ordering, please state exact length or alternatively, the type and size of Wheel for which Spokes are required.

SPOKE NIPPLES

F 2001. Supplied suitable for **15G Spokes.** Suitable for **14G Spokes** supplied to order.

SPOKE WASHERS

W 503. Suitable for **15G or 14G Spokes.**

CYCLE OIL

M 1603x Phillips' Cycle Lubricating Oil in oval tin, with cross over Spout. 7-oz. capacity.

REFLECTOR

No. 480. Single Pin Mudguard fastening Rubber encased. Lens officially approved by the National Physical Laboratory.

REPAIR OUTFIT

M 801x Containing **Tube of Rubber Solution, Roll of Tyre Canvas, assorted Patches, Valve Tubing, Abrasive Paper, French Chalk and Grater.**



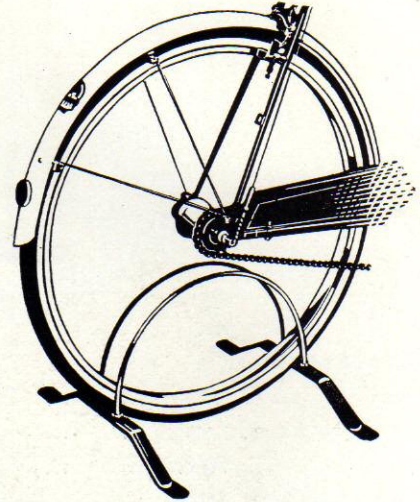
REPAIR OUTFIT



Cycle Fitments

PHILLIPS

The
PHILLIPS
CYCLE STAND



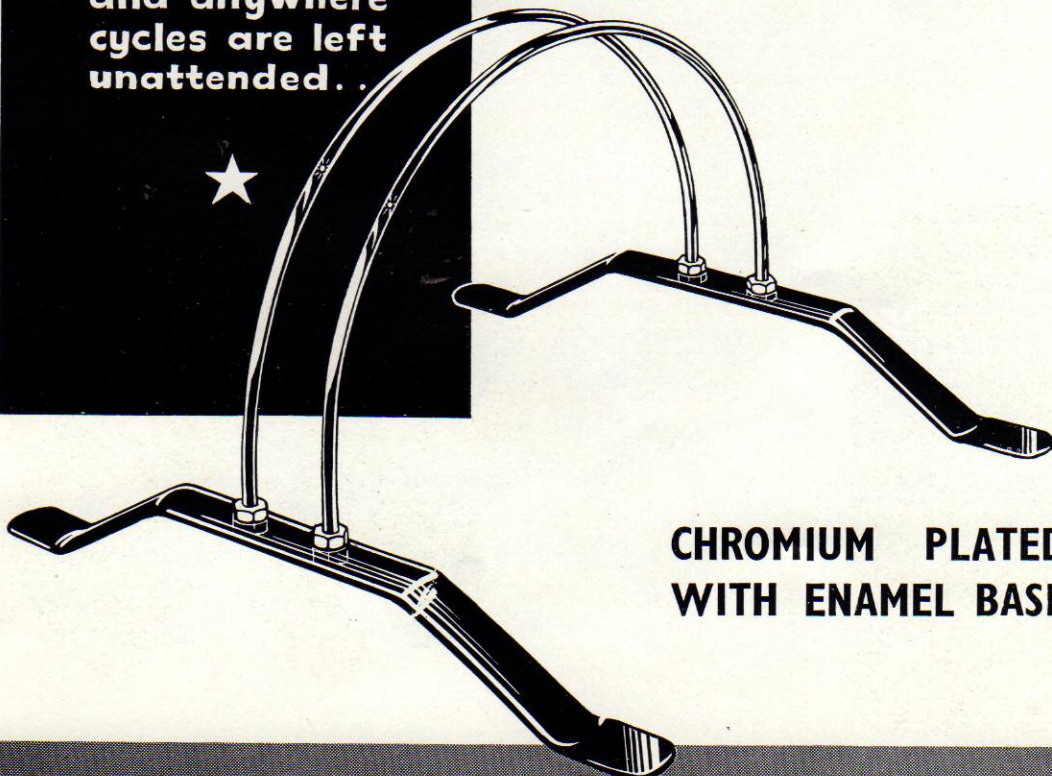
**THE IDEAL STAND
FOR
WINDOW DISPLAY
SHOWROOMS
CLUB PREMISES
IN THE HOME**

**and anywhere
cycles are left
unattended.**



- QUICKLY AND EASILY ADJUSTABLE FOR WHEEL AND TYRE SIZES
- LIGHT CONSTRUCTION
- PERFECTLY RIGID
- EASILY PORTABLE

*protects the bicycle from wall rubbing,
scratching or over balancing*



**CHROMIUM PLATED
WITH ENAMEL BASE**

TAKES GOOD CARE WHEN YOU'RE NOT THERE




World Renowned



INDEX

Description	Page	Description	Page
Bells	51	Hub Brakes	32
Brake Bottom Parts	26	Hub Brake Components	33
Brakes	24, 25, 27, 28	Hubs	8, 9, 10, 11, 12
Brake Spare Parts, Front	30	Hub Spare Parts	13
" " " Fulcrums	31		
" " " Stirrup	31	Kickstands	51
Brakes, Pull-up and Roller Lever	29		
Bracket Axles and Cups	40	Mudguards	45
Cable Brake Levers	19	Oil Cans	53
Cable Brakes	16, 17, 18, 19	Oil, Tins of	54
Cable Brakes, Spare Parts	20		
Carded Spares	46, 47	Pedals	2, 3, 4, 5, 6
Chain Covers and Chain Guards	44	Pedals, Spare Parts	7
Chain Wheels and Cranks	42	Pumps	51
Cycle Stand	55		
Forks	38, 39	Reflectors	54
Frame Fittings	43	Rubber Grips	23
Frames	34, 35, 36, 37		
Free Wheels and Sprockets	15	Saddlebags	52
		Spanners	53
Gear Cases	44	Spokes	54
Grips	23, 29		
Handlebars and Brakes	24, 25, 27, 28	Tool Roll	52
Handlebar Bends	22	Tricycle Axles... ..	14
Handlebar Fittings	29		
Handlebars only	21	Wheels	50
Handlebar Stems	23	Workshop Tools	48, 49
Head Fittings	41		



GUARANTEE

We give the following guarantee with all our Frames and Parts, instead of the guarantee implied by statute or otherwise as to the quality or fitness for the purpose of cycling, of goods supplied by us ; any such implied guarantee being in all cases excluded.

WE GUARANTEE, subject to the conditions mentioned below, that all precautions which are usual and reasonable have been taken by us to secure excellence of materials and workmanship, but this guarantee is to extend and to be in force for one year only from the date of purchase from us, and the damages for which we make ourselves responsible under this guarantee are limited to the cost of repairs to the part or parts in question.

WE UNDERTAKE, subject to the conditions mentioned below, to make good at any time within one year from the date of purchase any defects in these respects in any of our fitments. This guarantee does not, however, apply to defects caused by wear and tear, misuse, or neglect.

CONDITIONS OF GUARANTEE.—If a defective part should be found in any of our fitments, it must be sent to us, carriage paid, and accompanied by an intimation from the sender that he desires to have it repaired free of charge under our guarantee, and he must at the same time furnish us with the name and number of the Bicycle from which the defective part is taken, together with the date the Machine was purchased.

Failing compliance with the above, no notice will be taken of anything which may arrive, but such articles will lie here at the risk of the senders ; and this guarantee, and any implied guarantee, shall not be enforceable.

J. A. PHILLIPS & CO. LIMITED, Credenda Works, Smethwick, Birmingham.