

MOTOBÉCANE



SPARE PARTS

Mobylette

MASTER

MOPED

SOLE U.K. CONCESSIONAIRE

MOTOR IMPORTS Co. Ltd., 158, STOCKWELL ROAD, LONDON, S.W.9. BRIXTON 7807

MOTOBÉCANE



DEALERS ARE APPOINTED BY MOTOR IMPORTS CO. LTD. FOR THE CONVENIENCE OF THEIR CUSTOMERS. IT IS, THEREFORE, RECOMMENDED THAT IN ORDER TO AVOID DELAY, CUSTOMERS SHOULD ALWAYS FIRST APPLY TO THEIR LOCAL DEALER.

Before ordering parts, please read very carefully the following paragraphs:

1. TERMS OF BUSINESS

All parts offered from stock are subject to prior sale. Delivery will be made as quickly as possible, but the Company will not be held responsible for delay or failure to deliver through circumstances beyond its control.

Our terms of payment are:

- (a) Nett cash with order.
- (b) Cash against pro-forma invoice, or
- (c) Approved ledger account.

We accept no responsibility for goods broken or damaged in transit, unless we are advised within three days of receipt by the consignee, in which case the goods must have been signed for as "not examined" or notice of damage given to the carrier immediately.

Cheques and postal orders should be made payable to Motor Imports Co. Ltd., and crossed. If a remittance is made by Telegraphic Money Order, the name and address of the sender must be inserted in the appropriate space on the form. Unless this is done, we are unable to identify the sender.

All prices, specifications and conditions are subject to alteration without notice.

2. HOW TO ORDER

It is essential to quote engine and frame numbers.

The following additional information should always be given on an order:

- (a) Number of part.
- (b) Description of part.
- (c) Quantity of each part required.
- (d) Name and address in BLOCK LETTERS.

E. & O.E.

To ensure continual advance and detail improvement in our products, we reserve the right to alter Technical Specifications and designs without prior notice.

IMPORTANT.—It is essential that all part numbers are referred to precisely as they are recorded in this list. The omission of a nought for example can in many cases cause an incorrect part to be forwarded.

3. SERVICE

If it is necessary to bring a machine or part to the factory for repair, an appointment—except in case of extreme emergency—should be made in order to avoid delay or disappointment. This can be done by letter or telephone to the Service Manager, Motor Imports Co. Ltd.

4. REPAIRS

The instructions regarding repairs should be clear and definite, otherwise the cost may be greater than expected. We are pleased to estimate for repairs, but if the estimate is not accepted a charge is made to cover any dismantling and reassembling which has to be carried out.

5. GUARANTEE

All parts made by us and sold as spares are subject to the same limited guarantee as that issued with each new Mobylette.

GENUINE MOBYLETTE SPARE PARTS MAY BE OBTAINED FROM ANY MOBYLETTE DEALER.

CUSTOMERS ARE WARNED AGAINST THE RISK INCURRED BY USING PARTS THAT ARE NOT OF GENUINE MANUFACTURE, AND ARE ADVISED THAT THE USE OF SUCH PARTS WILL INVALIDATE ANY UNEXPIRED GUARANTEE.

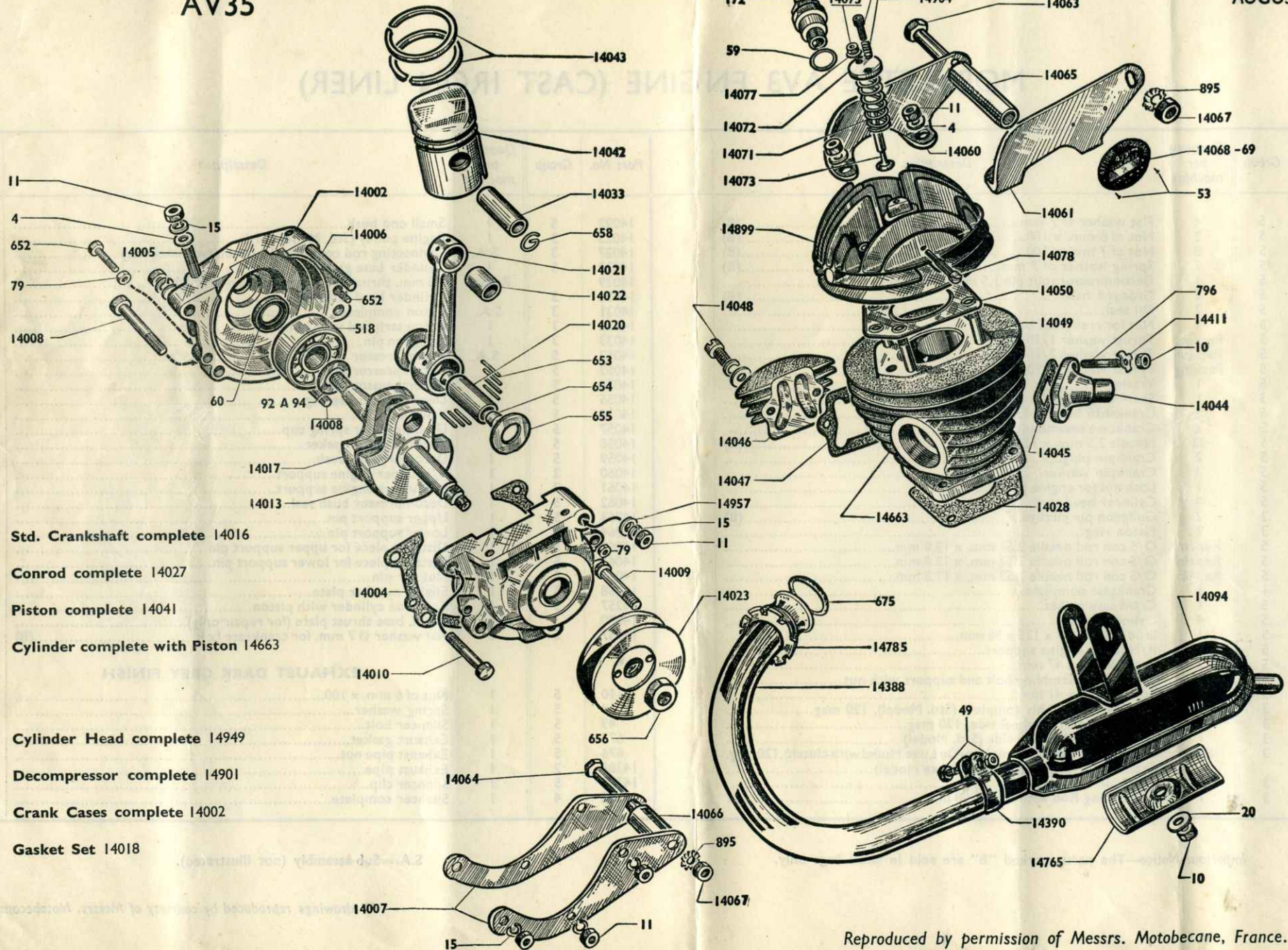
MOBYLETTE AV3 ENGINE (CAST IRON LINER)

Part No.	Group	Quantity per machine	Description	Part No.	Group	Quantity per machine	Description
4	5	4	Flat washer Ø 7 mm.....(B)	14022	5	1	Small end bush.....
10	5	2	Nut of 6 mm. x 100.....(B)	14023	3	1	Engine pulley (Std. Model only).....
11	5	8	Nut of 7 mm. x 100.....(B)	14027	3	S.A.	Connecting rod complete 13.8 mm. (with needles).....
15	5	7	Spring washer of 7 mm.....(B)	14028	5	1	Cylinder base gasket.....
18	5	1	Decompressor split pin 1.5 mm. x 30 mm.....	14029	Repair	1	0.5 mm. thrust plate base (for repair only).....
53	5	2	Grooved nail.....(B)	14030	3	1	Cylinder head stripped.....
60	5	2	Oil seal.....	14031	3	S.A.	Piston complete.....
79	5	2	Nut for crankcase bolt.....	14032	3	1	Piston stripped with pin.....
92	5	Packing	Thrust washer 1/10 mm.....	14033	3	1	Gudgeon pin.....
93	5	Packing	Thrust washer 2/10 mm.....	14052	5	S.A.	Decompressor complete.....
94	5	Packing	Thrust washer 3/10 mm.....	14053	5	1	Decompressor body.....
137	5	1	Washer.....	14054	5	1	Decompressor valve.....
172	3	1	Spark plug size 14 mm. with gasket.....	14055	5	1	Decompressor spring.....
518	5	2	Crankshaft bearing 15 mm. x 42 mm. x 13 mm.....	14056	5	1	Valve link.....
652	5	2	Crankcase assembling bolt.....	14057	5	1	Decompressor spring cup.....
653	5	22	Needle 2.5 mm. x 13.8 mm.....(B)	14058	5	1	Decompressor gasket.....
654	5	2	Crankpin plug.....	14059	5	1	Decompressor bush.....
655	5	2	Crankpin washer.....	14060	2	1	R/H upper engine support.....
656	5	1	Lock nut for engine pulley.....	14061	2	1	L/H upper engine support.....
657	5	4	Cylinder head stud.....	14062	5	1	Decompressor bush seal.....
658	3	2	Gudgeon pin circlips.....(B)	14063	5	1	Upper support pin.....
659	3	2	Piston ring.....	14064	5	1	Lower support pin.....
1046	5	Repair	O/S con rod needle 2.51 mm. x 13.8 mm.....	14065	5	1	Distance piece for upper support pin.....
1047	5	Repair	O/S con rod needle 2.52 mm. x 13.8 mm.....	14066	5	1	Distance piece for lower support pin.....
1048	5	Repair	O/S con rod needle 2.53 mm. x 13.8 mm.....	14067	5	1	Nut for pin.....
14002	1	1	Crankcase complete.....	14068	5	1	Engine number plate.....
14004	5	1	Crankcase gasket.....	14257	3	1	Cast iron cylinder with piston.....
14005	5	4	Cylinder stud.....	14870	Repair	1	1 mm. base thrust plate (for repair only).....
14006	5	1	Stud 7 x 100 x 7 x 125 x 56 mm.....	14957	6	1	Flat washer Ø 7 mm. for crankcase bolt.....(B)
14007	5	2	R/H lower engine support.....				
14008	5	2	Bolt 7 x 100 x 47 mm.....				
14009	5	1	Crankcase assembling bolt and support with nut.....				
14010	5	1	Bolt 7 x 100 x 41 mm.....	10	5	1	Nut of 6 mm. x 100.....
14011	3	S.A.	Crankshaft assembly complete (Std. Model), 120 mag.....	14	5	1	Spring washer.....
14012	3	1	Crankshaft half flywheel side, 120 mag.....	49	5	1	Silencer bolt.....
14013	3	1	Crankshaft half pulley side (Std. Model).....	675	5	1	Exhaust gasket.....
14014	3	S.A.	Crankshaft assembly complete (De Luxe Model with clutch), 120 mag.....	676	5	1	Exhaust pipe nut.....
14015	3	1	Crankshaft half (clutch side De Luxe Model).....	14388	2	1	Exhaust pipe.....
14020	3	1	Crankpin.....	14390	5	1	Silencer clip.....
14021	3	1	Connecting Rod with bush 13.8 mm.....	14392	4	1	Silencer complete.....
							EXHAUST DARK GREY FINISH

Important Notice—The parts marked "B" are sold in small bags only.

S.A.—Sub-assembly (not illustrated).

MOBYLETTE ENGINE AV35



Std. Crankshaft complete 14016

Conrod complete 14027

Piston complete 14041

Cylinder complete with Piston 14663

Cylinder Head complete 14949

Decompressor complete 14901

Crank Cases complete 14002

Gasket Set 14018

FIRST MODEL OF ENGINE WITH HARD CHROME LINED CYLINDER, EQUIPPING MOBYLETTES

Part No.	Group	Quantity per machine	Description	Part No.	Group	Quantity per machine	Description
4	5	8	Flat washer \varnothing 7 mm.....(B)	14041	3	S.A.	Deflector type piston complete.....
10	5	2	Nut of 6 mm. x 100.....(B)	14042	3	1	Deflector type piston stripped (state number and letter on head)
11	5	7	Nut of 7 mm. x 100.....(B)	14043	3	2	Ring, thickness 3 mm.....(B)
15	5	7	Spring washer of 7 mm.....(B)	14044	5	1	Inlet pipe bent.....
53	5	2	Grooved nail.....(B)	14045	5	1	Inlet pipe gasket.....
59	3	1	Sparkplug gasket.....	14046	5	1	Transfer cover.....
60	5	2	Leakproof gasket.....	14047	5	1	Transfer cover gasket.....
79	5	2	Nut of 5 mm. x 90.....(B)	14048	5	2	Transfer screw 7 mm. x 125.....
92	5	Packing	Thrust washer 1/10 mm.....(B)	14049	5	4	Cylinderhead stud.....
93	5	Packing	Thrust washer 2/10 mm.....(B)	14050	5	1	Cylinderhead gasket.....
94	5	Packing	Thrust washer 3/10 mm.....(B)	14060	5	1	R.H. cylinderhead support.....
172	3	1	Sparkplug size 14 mm. with gasket.....	14061	5	1	L.H. cylinderhead support.....
518	5	2	Crankshaft bearing 15 mm. x 42 mm. x 12 mm.....	14063	5	1	Upper axle fixing engine, with nut.....
652	5	2	Bolt 5 mm. x 90 x 22 mm.....	14064	5	1	Lower axle fixing engine, with nut.....
653	5	22	Needle 2.5 mm. x 13.8 mm.....(B)	14065	5	1	Upper axle distance piece.....
654	5	2	Crankpin plug.....	14066	5	1	Lower axle distance piece.....
655	5	2	Crankpin washer.....	14067	5	2	Axle nut.....
656	5	1	Engine pulley nut.....	14068	5	1	Number plate M.B.....
658	3	2	Gudgeon pin circlips.....(B)	14071	5	1	Decompressor spring.....
796	5	2	Inlet pipe stud.....(B)	14072	5	1	Decompressor cup.....
895	3	2	Block washer of \varnothing 8 mm.....(B)	14073	5	1	Decompressor valve.....
1046	5	Repair	Needle 2.51 mm. x 13.8 mm.....(B)	14075	5	1	Decompressor valve nut.....
1047	5	Repair	Needle 2.52 mm. x 13.8 mm.....(B)	14077	5	1	Decompressor valve washer.....
1048	5	Repair	Needle 2.53 mm. x 13.8 mm.....(B)	14078	5	1	Decompressor cable securing screw.....
14002	1	1	Engine crankcase with leakproof gaskets.....	14171	3	S.A.	Crankshaft assembly complete (De Luxe Model with clutch)....
14004	5	1	Engine crankcase paper gasket.....	14411	5	2	Manifold stud nut locking tabs..... (B)
14005	5	4	Cylinder stud.....	14663	3	1	Cylinder with matched piston complete (L.H. exhaust).....
14006	5	1	Engine crankcase stud 7 mm. x 100 x 56 mm.....	14899	3	1	Cylinderhead stripped.....
14007	5	2	Lower engine support.....	14901	5	S.A.	Decompressor complete.....
14008	5	2	Bolt 7 mm. x 100 x 47 mm.....	14903	5	1	Decompressor tension screw.....
14009	5	1	Crankcase pillar bolt fixing L.H. chainguard.....	14904	5	1	Tension screw spring.....
14010	5	1	Bolt of 7 mm. x 100 x 41 mm.....	14939	3	S.A.	Cylinderhead with decompressor.....
14013	3	1	Crankshaft weight pulley side (Std. Model).....	14957	5	7	Flat washer of \varnothing 7 mm. for crankcase bolt.....
14015	3	1	Crankshaft weight clutch side (De Luxe Model).....				
14016	3	S.A.	Crankshaft complete (Std. Model).....				
14017	3	1	Crankshaft weight, flywheel side.....				
14018	2	S.A.	Set of engine gaskets.....	10	5	1	Nut of 6 mm. x 100.....(B)
14020	3	1	Crankpin.....	11	5	1	Nut of 7 mm. x 100.....(B)
14021	3	1	Connecting rod with bush 13.8 mm.....	20	5	1	Flat washer \varnothing 6 mm.....(B)
14022	5	1	Small end bush.....	49	5	1	Silencer clip bolt 7 mm. x 100 x 25 mm.....
14023	2	1	Engine pulley outer \varnothing 67 mm.....	675	5	1	Exhaust gasket.....
14027	3	S.A.	Connecting rod complete 13.8 mm.....	14094	1	1	Silencer (light beige) with inspection plate.....
14028	5	1	Cylinder gasket.....	14388	1	1	Exhaust pipe bent.....
14033	3	1	Piston pin, original size.....	14390	5	1	Silencer clip.....
14034	3	Repair	Piston pin, oversized, 1/10 mm.....	14765	5	1	Inspection plate (light beige).....
14035	3	Repair	Piston pin, oversized, 2/10 mm.....	14785	5	1	Exhaust nut.....

EXHAUST MOUNTED ON LEFT-HAND SIDE

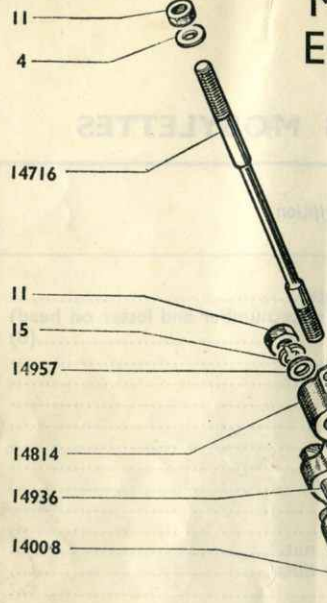
Important Notice—The parts marked "B" are sold in small bags only.

S.A.—Sub-assembly (not illustrated).

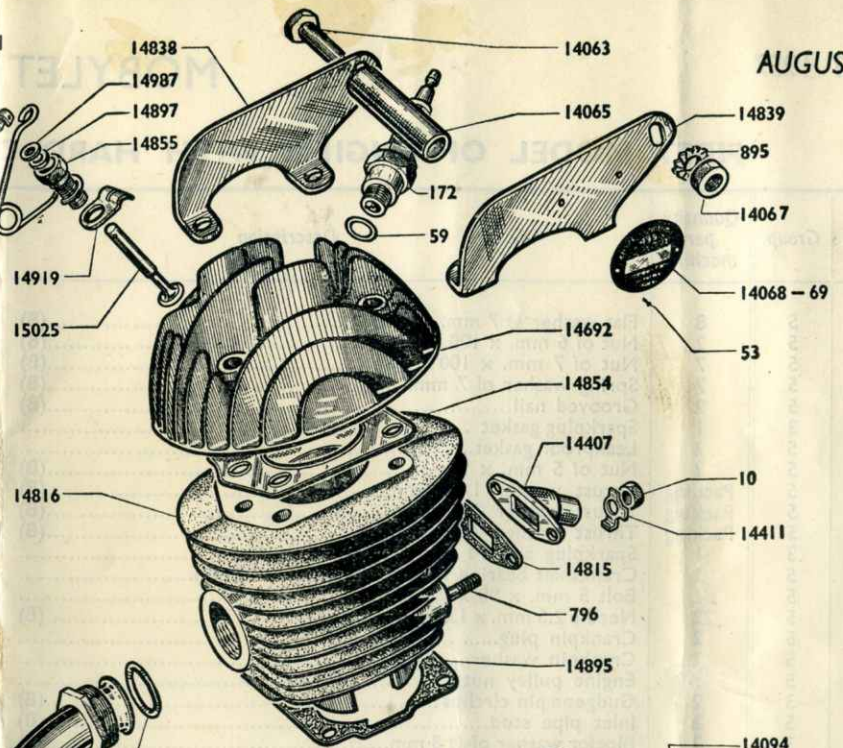
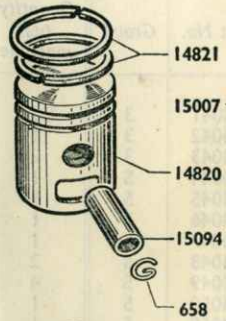
All drawings reproduced by courtesy of Messrs. Motobecane, France.

MOBYLETTE ENGINE AV7

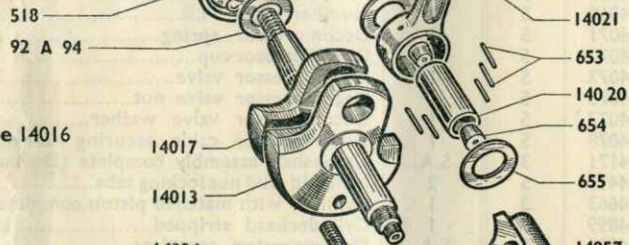
Piston complete 14819



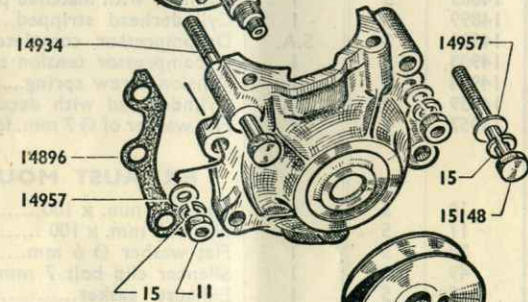
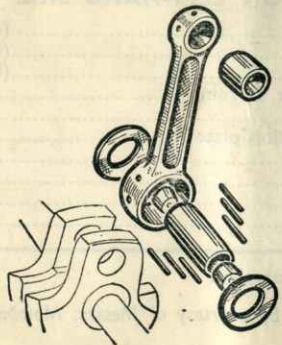
Decompressor complete 14721



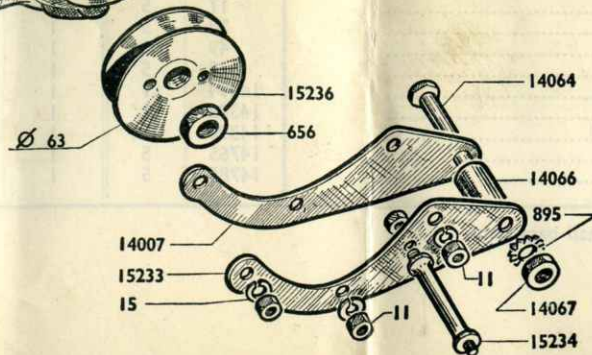
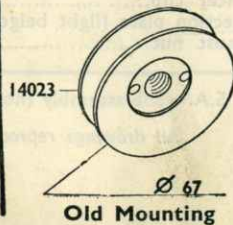
Std. Crankshaft complete 14016



Conrod complete 14027



POULIE MOTEUR

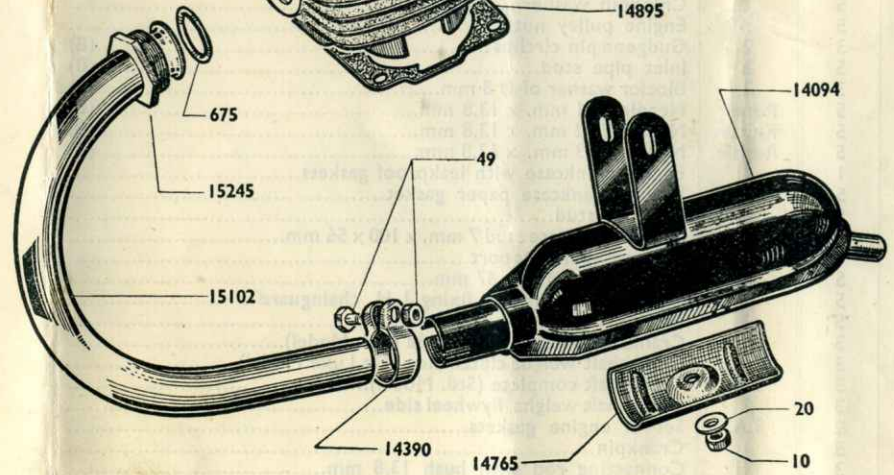


Crank Cases complete 14814

Cylinder complete 14816

Cylinder Head complete 14938

Gasket Set 14832



SECOND MODEL OF ENGINE WITH HARD CHROME LINED CYLINDER, EQUIPPING MOBYLETES

Part No.	Group	Quantity per machine	Description	Part No.	Group	Quantity per machine	Description
4	5	4	Flat washer Ø 7 mm.....(B)	14721	5	S.A.	Decompressor complete.....
10	5	2	Nut of 6 mm. x 100.....(B)	14814	1	1	Engine crankcase with leakproof gaskets mounted.....
11	5	6	Nut of 7 mm. x 100.....(B)	14815	5	1	Inlet pipe gasket.....
15	5	6	Spring washer of 7 mm.....(B)	14816	3	1	Double transfer cylinder with matched piston complete (central exhaust).....
18	5	1	Decompressor pin.....	14819	3	S.A.	Flat piston complete (state number and letter on head).....
53	5	2	Grooved nail.....(B)	14820	3	1	Piston stripped with gudgeon pin.....
59	3	1	Sparkplug gasket.....	14821	3	2	Ring, width 2 mm.....(B)
60	5	2	Leakproof gasket.....	14832	2	S.A.	Set of engine gaskets.....
92	5	Packing	Thrust washer 1/10 mm.....(B)	14838	5	1	R.H. cylinderhead support.....
93	5	Packing	Thrust washer 2/10 mm.....(B)	14839	5	1	L.H. cylinderhead support.....
94	5	Packing	Thrust washer 3/10 mm.....(B)	14854	5	1	Cylinderhead gasket.....
172	3	1	Sparkplug 14 mm. with gasket.....	14855	5	1	Decompressor body.....
518	5	2	Crankshaft bearing 15 mm. x 42 mm. x 13 mm.....	14895	5	1	Cylinder gasket.....
653	5	22	Needle 2.5 mm. x 13.8 mm.....(B)	14896	5	1	Engine crankcase gasket.....
654	5	2	Crankpin plug.....	14897	5	1	Decompressor valve gasket.....
655	5	2	Crankpin washer.....	14919	4	1	Anchoring lug.....
656	5	1	Engine pulley nut.....	14934	5	1	Bolt of 7 mm. x 100 x 70 mm.....
658	3	2	Gudgeon pin circlips.....(B)	14936	5	2	Bolt of 7 mm. x 100 x 30 mm.....
796	5	2	Inlet pipe stud.....(B)	14938	3	S.A.	Cylinderhead with decompressor fitted.....
895	3	2	Blocfor washer of Ø 8 mm.....(B)	14957	5	7	Flat washer Ø 7 mm. for crankcase bolt.....
1046	5	Repair	Needle 2.51 mm. x 13.8 mm.....(B)	14987	5	1	Valve gasket washer.....
1047	5	Repair	Needle 2.52 mm. x 13.8 mm.....(B)	15007	5	1	Decompressor spring.....
1048	5	Repair	Needle 2.53 mm. x 13.8 mm.....(B)	15025	5	1	Decompressor valve.....
14007	5	1	R.H. lower engine support.....	15094	3	1	Piston pin original size.....
14008	5	3	Bolt 7 mm. x 100 x 47.....	15095	3	Repair	Piston pin oversized 1/10.....
14013	3	1	Crankshaft weight pulley side.....	15096	3	Repair	Piston pin oversized 2/10.....
14015	3	1	Crankshaft weight clutch side.....	15099	5	1	Valve Link.....
14016	3	S.A.	Crankshaft complete (Std. Model).....	15148	5	1	Screw of 7 mm. x 125 x 45 mm.....
14017	3	1	Crankshaft weight, flywheel side.....	15233	5	1	L.H. lower engine support (with hole for pillar bolt).....
14020	3	1	Crankpin.....	15234	5	1	Pillar bolt fixing L.H. chainguard.....
14021	3	1	Connecting rod with bush 13.8 mm.....	15236	5	1	Engine pulley outer Ø 63 mm. (new mounting).....
14022	5	1	Small end bush.....				
14023	2	1	Engine pulley outer Ø 67 mm. (former mounting).....				
14027	3	S.A.	Connecting rod complete 13.8 mm.....				
14063	5	1	Upper axle fixing engine, with nut.....				
14064	5	1	Lower axle fixing engine, with nut.....	10	5	1	Nut of 6 mm. x 100.....(B)
14065	5	1	Upper axle distance piece.....	11	5	1	Nut of 7 mm. x 100.....(B)
14066	5	1	Lower axle distance piece.....	20	5	1	Flat washer Ø 6 mm.....(B)
14067	5	2	Axle nut.....	49	5	1	Silencer clip bolt 7 mm. x 100 x 25 mm.....
14068	5	1	Number plate M.B.....	675	5	1	Exhaust gasket.....
14171	3	S.A.	Crankshaft assembly complete (De Luxe Model with clutch)....	14094	1	1	Silencer (light beige) with inspection hole.....
14407	5	1	Inlet pipe.....	14390	5	1	Silencer clip.....
14411	5	2	Pipe locking tabs.....(B)	14765	5	1	Inspection plate (light beige).....
14692	3	1	Cylinderhead stripped.....	15102	1	1	Exhaust pipe (straight).....
14716	5	4	Stud holding cylinder and cylinderhead.....	15245	5	1	Exhaust nut.....

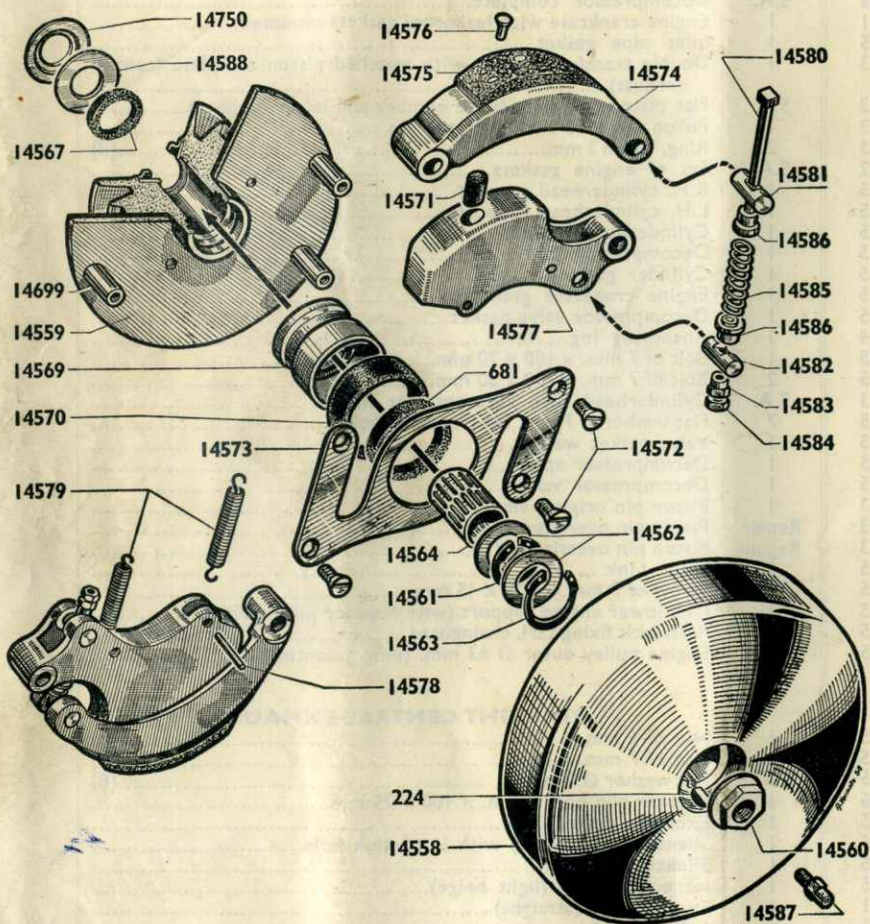
Important Notice—The parts marked "B" are sold in small bags only.

S.A. = Sub-assembly (not illustrated).

All drawings reproduced by courtesy of Messrs. Motobecane, France.

MOBYLETTE DE LUXE MODEL

Centrifugal Clutch complete 14557



AUTOMATIC CLUTCH

1957

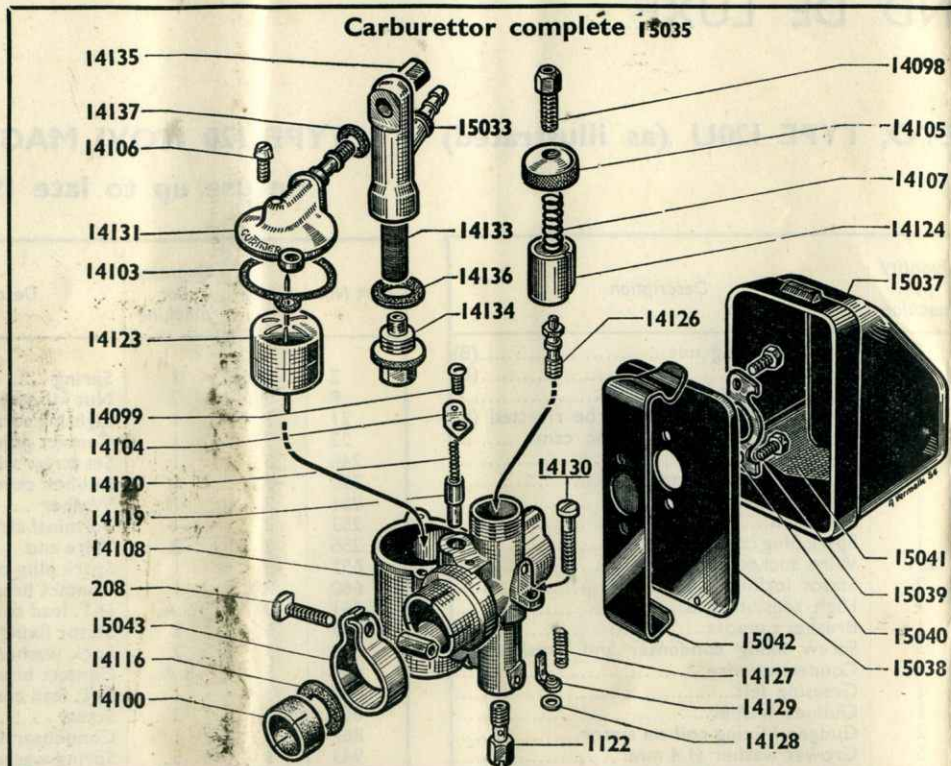
Part No.	Group	Quantity per machine	Description
224	5	1	Hub key.....
681	5	1	Clutch outer felt.....
14469	2	S.A.	Mechanism complete with needle cartridge.....
14557	2	S.A.	Clutch complete.....
14558	2	1	Drum and hub assembled.....
14559	2	1	Flange with hub, pulley and small columns.....
14560	2	1	Clutch locking nut.....
14561	2	1	Outer circlip Ø 15 mm.....
14562	5	2	Washer.....
14563	2	1	Inner circlip Ø 22 mm.....
14564	5	1	Needle cartridge.....
14567	5	1	Clutch inner felt.....
14569	2	1	Oil deflector.....
14570	5	1	Clutch riser inner stop.....
14571	5	2	Clutch riser outer stop.....
14572	5	4	Clutch check flange screw 4 mm. x 75.....
14573	2	1	Plate flange.....
14574	2	2	Clutch jaw with lining.....
14575	2	2	Ferodo lining.....
14576	5	6	Jaw rivet.....
14577	2	2	Clutch riser.....
14578	2	4	Axle of clutch riser spring.....
14579	5	2	Spring of clutch riser.....
14580	2	2	Spring axle.....
14581	2	2	Jaw spring axle.....
14582	2	2	Axle of the riser spring.....
14583	2	2	Spring nut.....
14584	2	2	Spring lock nut.....
14585	5	2	Spring.....
14586	2	4	Spring cup.....
14587	5	1	Grease nipple.....
14588	5	1	Washer behind felt.....
14699	2	4	Little column to be rivetted, inner threading 4 mm. x 75.....
14750	5	1	Clutch inner dirt deflector 8/10.....
14931	5	Packing	Clutch thrust washer 10/100.....
14932	5	Packing	Clutch thrust washer 25/100.....
14933	5	Packing	Clutch thrust washer 40/100.....

All drawings reproduced by courtesy of Messrs. Motobecane, France.

Important Notice—The parts marked "B" are sold in small bags only.

S.A.=Sub-assembly (not illustrated)

EARLY TYPE GURTNER CARBURETTOR (up to 1955)—Continued



Part No.	Group	Quantity per machine	Description
14111	3	1	Sprayer
14112	3	1	Air cleaner body.....
14113	3	1	Air filtering material.....
14114	3	1	Float chamber cover.....
14115	3	1	Air cleaner plate.....
14116	3	1	Insulating washer.....
14117	3	1	Filtering cup.....
14118	3	1	Air cleaner screw.....
14119	3	1	Choke valve.....
14120	3	1	Choke spring.....
14121	3	S.A.	Air cleaner complete.....

LATE TYPE GURTNER CARBURETTOR (as illustrated)

Part No.	Group	Quantity per machine	Description
208	3	1	Bolt of carburettor clip.....
1120	3	1	Jet size 20.....
14098	3	1	Chamber cap tension screw.....
14099	3	1	Choke cover screw.....
14100	3	1	Insulation ring.....
14103	3	1	Float chamber cover gasket.....
14104	3	1	Choke cover.....
14105	3	1	Chamber cap.....
14106	3	2	Float chamber cover screw.....
14107	3	1	Throttle spring.....
14108	3	1	Carburettor body.....
14116	3	1	Insulation washer.....
14119	3	1	Choke valve.....
14120	3	1	Choke valve spring.....
14123	3	1	Float.....
14124	3	1	Throttle.....
14126	3	1	Sprayer.....
14127	3	1	Idling thrust spring.....
14128	3	1	Idling thrust washer.....
14129	3	1	Idling thrust.....
14130	3	1	Idling thrust screw.....
14131	3	1	Float chamber cover.....
14133	3	1	Decanting bowl filter.....
14134	3	1	Filter plug.....
14135	3	1	Horizontal plug.....
14136	3	1	Decanting gasket washer.....
14137	3	1	Upper gasket of decanting filter.....
15032	3	S.A.	Decanting filter complete.....
15033	3	1	Filter body.....
15035	3	S.A.	Carburettor complete AR. 10 DSF.....
15036	3	S.A.	Bakelite air intake silencer complete.....
15037	3	1	Bakelite cap for silencer.....
15038	3	1	Intake silencer lid.....
15039	3	2	Screw holding cap.....
15040	3	1	Screw tab plate.....
15041	3	1	Silencer wire mesh.....
15042	3	1	Spring plate for silencer lid.....
15043	3	1	Carburettor clip.....

EARLY TYPE GURTNER CARBURETTOR (up to early 1955)

Part No.	Group	Quantity per machine	Description
9	3	1	Nut
199	3	1	Carburettor body.....
1119	3	1	Jet size 19.....
1120	3	1	Jet size 20.....
1121	3	1	Jet size 21.....
1122	3	1	Jet size 22.....
14098	3	1	Cable adjuster.....
14099	3	1	Choke cover screw.....
14100	3	1	Fibre bush.....
14101	3	1	Float.....
14102	3	1	Throttle slide.....
14103	3	1	Float cover gasket.....
14104	3	1	Choke cover plate.....
14105	3	1	Screw top.....
14106	3	2	Float cover screw.....
14107	3	1	Throttle spring.....
14109	3	1	Air cleaner cover.....
14110	3	1	Air cleaner assembly stud.....

Important Notice—The parts marked "B" are sold in small bags only.

S.A.—Sub-assembly (not illustrated).

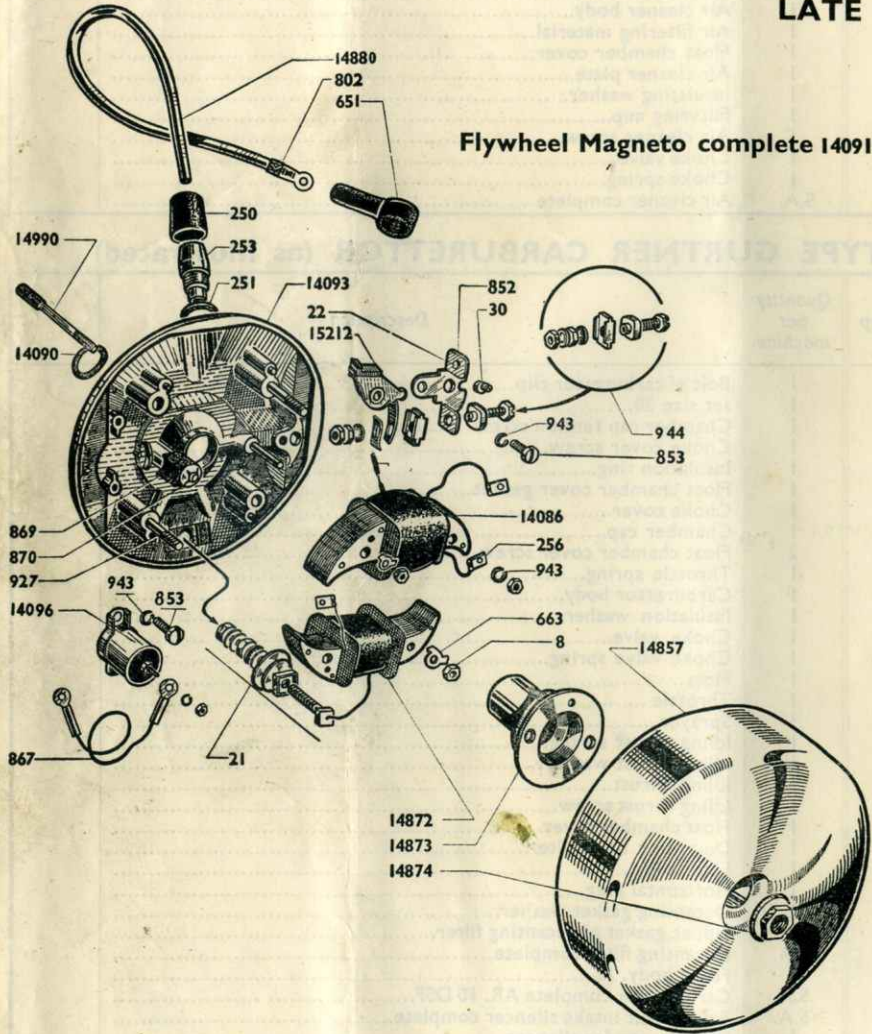
All drawings reproduced by courtesy of Messrs. Motobecane, France.

MOBYLETTE STD. AND DE LUXE

LATE TYPE MAGNETO, TYPE I20U (as illustrated)

TYPE I20 NOVI MAGNETO

(in use up to late 1955)



Flywheel Magneto complete 14091

Part No.	Group	Quantity per machine	Description
8	3	2	Stator securing nut.....(B)
2	3	1	Earth spring.....(B)
21	3	1	Lighting terminal complete.....(B)
22	3	2	Tungsten contact point to be rivetted (B)
30	3	1	Contact adjusting eccentric cam.....
250	3	1	Wire socket cap.....
251	3	1	Wire socket gasket.....
253	3	1	Wire socket stripped.....
256	3	2	Coil shell.....
651	3	1	Spark plug cover.....
661	3	S.A.	Wire socket complete.....
663	3	2	Stator locking tab.....
802	3	1	High tension lead.....
852	3	1	Breaker support.....
853	3	3	Screw fixing condenser and breaker.....
867	3	1	Connecting wire.....
869	3	1	Greasing felt.....
870	3	1	Quikies washer.....
927	3	2	Gudgeon fixing coil on stator.....
943	3	5	Grower washer Ø 4 mm.....
944	3	1	Pawl attachment.....
14086	3	1	Ignition coil.....
14090	5	1	Flywheel leakproof washer.....
14091	1	S.A.	Flywheel magneto complete.....
14092	1	S.A.	Stator complete.....
14093	1	1	Stator stripped.....
14096	3	1	Condenser.....
14857	1	1	Rotor.....
14872	3	1	Lighting coil.....
14873	3	1	Cam.....
14874	3	1	Flywheel lock nut.....
14880	3	1	High tension lead with shell.....
14990	3	2	Stator stud.....
15015	1	S.A.	Flywheel magneto complete with coil.....
15211	3	S.A.	Contact breaker assembly complete.....
15212	3	1	Pawl.....

Part No.	Group	Quantity per machine	Description
2	3	1	Spring
8	3	2	Nut for stator fixing s.....
21	3	1	Lighting terminal com.....
22	3	1	Contact point rivet.....
248	3	1	Set screw with nut.....
250	3	1	Rubber cover.....
251	3	1	Washer
253	3	1	Terminal stripped.....
256	3	2	Wire end.....
651	3	1	Spark plug cover.....
660	3	1	Contact breaker pawl.....
661	3	S.A.	H.T. lead complete.....
662	3	2	Stator fixing stud.....
663	3	2	Lock washer.....
664	3	S.A.	Contact breaker comp.....
802	3	1	H.T. lead end.....
853	3	3	Screw
867	3	1	Condenser wire.....
943	3	5	Spring washer Ø 4.....
14080	3	1	Magneto cam (two pin.....
14081	1	1	Rotor complete.....
14082	1	1	Stator plate complete.....
14085	3	1	Condenser
14086	3	1	H.T. coil.....
14087	3	1	Lighting coil.....
14088	3	1	Distance washer (two.....
14089	3	1	Flywheel lock nut.....
14090	5	1	Flywheel tightness wa.....
14880	3	1	H.T. lead and end.....

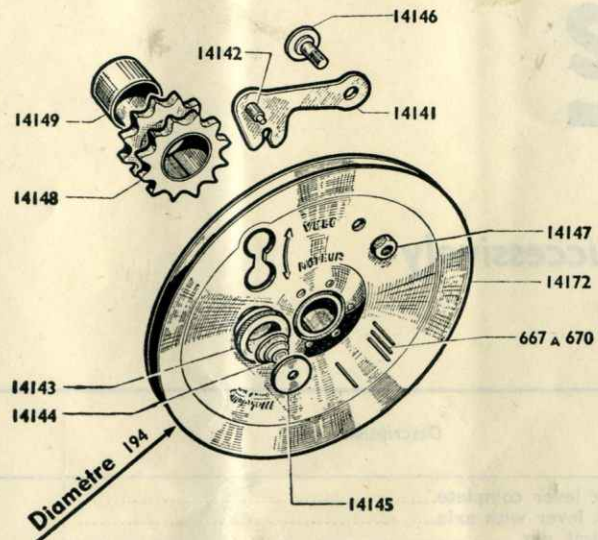
Important Notice—The parts marked "B" are sold in small bags only.

S.A.—Sub-assembly (not illustrated).

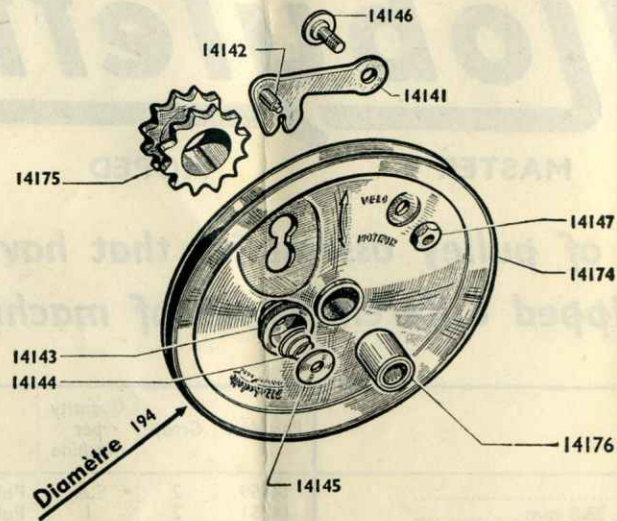
All drawings reproduced by courtesy of Messrs. Motobecane, France

MOBYLETTE PULLEY ASSEMBLY

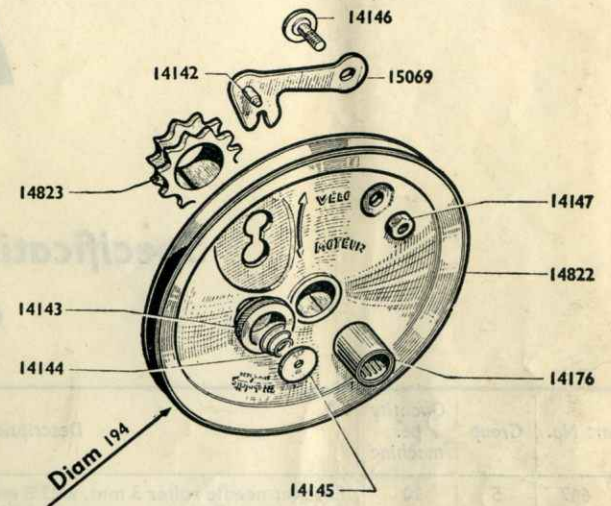
MOBYLETTE
Std. and De Luxe Model, 1954. 1st Series.



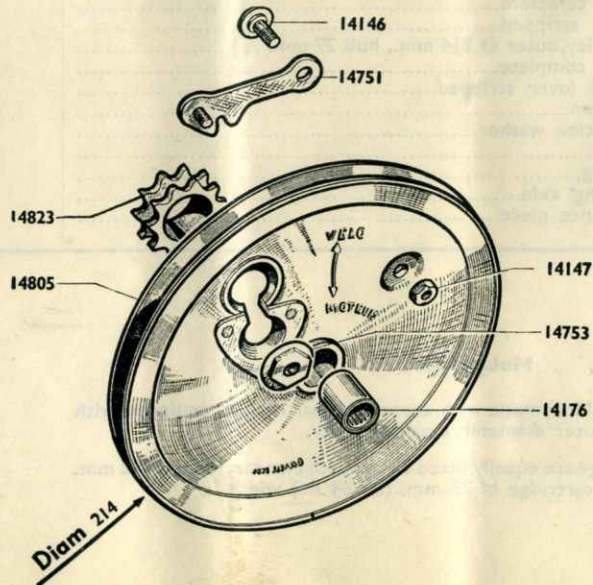
MOBYLETTE
Std. and De Luxe Model. 2nd Series.



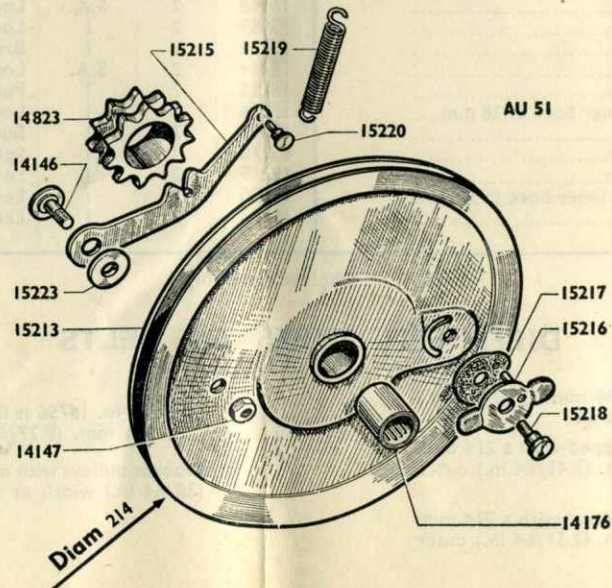
MOBYLETTE
Std. and De Luxe Model. 3rd Series.



MOBYMATIC. 1st Series.



**MOBYLETTE Std. and De Luxe, 4th Series, and
MOBYMATIC, 2nd Series.**



SEE OVER FOR SPECIFICATION PART Nos.
AND DESCRIPTION



Mobylette

MASTER

MOPED

Specifications of pulley assemblies that have successively equipped different types of machines

Part No.	Group	Quantity per machine	Description	Part No.	Group	Quantity per machine	Description
667	5	20	Bracket needle roller 3 mm. x 23.8 mm.....	14459	2	S.A.	Pulley lock lever complete.....
668	5		Bracket needle roller oversized 3.02 mm. x 23.8 mm.....	14751	2	1	Pulley lock lever with axle.....
669	5		Bracket needle roller oversized 3.03 mm. x 23.8 mm.....	14753	2	1	Lever conical nut.....
670	5		Bracket needle roller oversized 3.05 mm. x 23.8 mm.....	14805	2	1	Bracket pulley outer Ø 214 mm., hub 29 mm.....
14141	2	1	Lock lever stripped.....	14822	2	1	Bracket pulley outer Ø 194 mm., hub 29 mm.....
14142	2	1	Lock button axle.....	14823	2	1	Transmission sprocket without bush, 11 teeth, inner bore Ø 29 mm.
14143	2	1	Lock button.....	15068	2	S.A.	Lock lever complete.....
14144	5	1	Button spring.....	15069	2	1	Lock lever stripped.....
14145	5	1	Axle washer.....	15213	2	1	Bracket pulley outer Ø 214 mm., hub 29 mm.....
14146	2	1	Lock lever axle.....	15214	2	S.A.	Lock lever complete.....
14147	2	1	Lock lever axle nut.....	15215	2	1	Pulley lock lever stripped.....
14148	2	1	Transmission sprocket with bush, 12 teeth, inner bore Ø 28 mm....	15216	2	1	Lever button.....
14149	5	1	Sprocket bush.....	15217	2	1	Button friction washer.....
14172	2	1	Bracket pulley outer Ø 194 mm., hub 28 mm.....	15218	2	1	Spindle.....
14174	2	1	Bracket pulley outer Ø 194 mm., hub 31 mm.....	15219	2	1	Lever spring.....
14175	2	1	Transmission sprocket without bush, 12 teeth, inner bore Ø 31 mm.	15220	2	1	Lever spring axle.....
14176	5	1	Needle cartridge.....	15223	2	1	Lever distance piece.....

S.A. = Complete Assembly

DIFFERENT TYPES OF BELTS

Standard and De Luxe Mobylette


1. Belt No. 14159 is fitted on Mobylettes equipped with a 194 mm. (7.41/64 in.) outer diameter bracket pulley, without automatic gear change.
2. Belt No. 15238 is fitted on Standard and De Luxe Models equipped with a 214 mm. (8.27/64 in.) outer diameter bracket pulley and with a 67 mm. (2.41/64 in.) outer diameter engine pulley.
3. Belt No. 15237 is fitted on Standard and De Luxe Models equipped with a 214 mm. (8.27/64 in.) outer diameter bracket pulley and with a 63 mm. (2.31/64 in.) outer diameter engine pulley.

Mobymatic

4. Belt No. 14756 is fitted on Mobymatic with automatic gear change, equipped with a 214 mm. (8.27/64 in.) outer diameter bracket pulley.

Bracket pulleys with needle cage are equally fitted either with two cartridges of 12 mm. (30/64 in.) width or a single cartridge of 25 mm. (63/64 in.) width.


STD. MODEL 1st SERIES



Bracket shell for cups
Rear fork stays
Caliper type brake

Colour night grey N° 14184


DE LUXE MODEL 1st SERIES



Bracket shell for cups
Rear fork stays
Arm for rear internal expanding brake

Colour night grey N° 15114


STD. MODEL 2nd SERIES



Bracket shell for bushes
Rear fork stays
Rear caliper type brake

Colour night grey N° 14952


DE LUXE MODEL 2nd SERIES



Bracket shell for cups
Rear fork stays
Arm for rear internal expanding brake
Propstand support

Colour night grey N° 15115

STD. MODEL 3rd SERIES




Bracket shell for bushes
Straight tube
Without rear fork stays

Head tube 19 night grey N° 14186
Head tube 21 night grey N° 14951

GIVEN UP MODEL
Replaced by N° 14188

DE LUXE MODEL 3rd SERIES



Bracket shell for cups
Rear fork stays
Arm for rear internal expanding brake
Propstand support

Colour night grey N° 15116

MOBYLETTE FRAMES


**DETAILS OF FRAMES USED
ON DIFFERENT STD. AND**

DE LUXE MODELS

All drawings reproduced by permission of Messrs. Motobecane, France

SEE OVER FOR LATER MODELS →


STD. MODEL 4th SERIES



Bracket shell for bushes
Rear caliper type brake
Without rear fork stays

Colour night grey N° 14188


DE LUXE MODEL 4th SERIES



Bracket shell for bushes
Without rear fork stays
Arm for rear internal expanding brake

Colour light beige N° 14194
Colour night grey N° 15117


STD. MODEL 5th SERIES



Bracket shell for bushes
Without rear fork stays
Arm for rear internal expanding brake

Colour night grey N° 14871
Colour light beige N° 14770


STD. 6th SERIES AND DE LUXE 5th SERIES MODEL



Bracket shell for bushes
Without rear fork stays
Arm for rear internal expanding brake
Lugs for latest chainguards
Fork ends for rear wheel adjustment

Colour light beige N° 15084

**SUPER DE LUXE AV 76
MOBYMATIC AV 79**



Steel pressed frame

Colour blue No. 15501

MOBYMATIC 1957 AV 78



Steel pressed frame with end for rear suspension

Colour blue No. 15650

CONTINUED FROM PAGE M 12

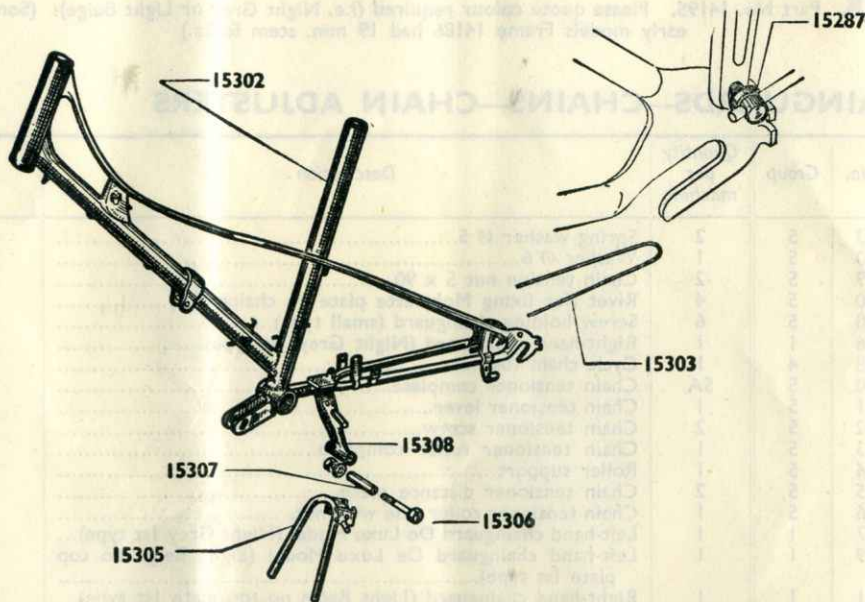
When ordering please quote:

1. Full description.
2. Colour.
3. Part No.

Frames, if bent due to accident, are not able to be straightened by our workshops.—Motor Imports Co. Ltd.

All drawings reproduced by permission of Messrs. Motobecane, France

MOBYLETTE STANDARD AND DE LUXE MODEL



All drawings reproduced by special permission of Messrs. Motobecane.

FRAME

(Standard 7th Series and De Luxe 6th Series)

Stand, Rear Mudguard Stay and Special Fixings used on this frame

Part No.	Group	Quantity per machine	Description
15287	5	2	Stay pin 6 x 100 x 35 fixing rear mudguard and carrier stay...
15302	1	1	Frame (Light Beige).....
15303	1	1	Mudguard stay.....
15305	1	1	Centre stand.....
15306	5	1	Stand bolt.....
15307	5	1	Spacing bush.....
15308	1	1	Stand support.....
			<i>The same spring used as previously.....</i>

PEDAL ASSEMBLY (For details of pulleys and belts, see pages M10 and M11)

Part No.	Group	Quantity per machine	Description
6	5	2	Crank cotter pin with nut.....
34	5	1	Axle grease nipple.....
223	5	22	Ball 0.25 in. (1954 ball and cup bottom bracket).....
14139	4	1	Pedals 1 pair.....
14156	4	1	Pulley oil deflector cap.....
14157	2	1	Sprocket felt (1st series pulley only).....
14158	5	3	Circlips for axle.....
14160	4	1	Bracket axle old type (1954 cup and ball bottom bracket)...
14161	4	1	Right-hand bracket cup (1954 cup and ball bottom bracket)
14162	4	1	Left-hand bracket cup with nut (1954 cup and ball bottom bracket).....
14164	4	1	Left-hand crank (straight type Standard Model).....
14170	5	1	Bracket clamping bolt (1954 cup and ball bottom bracket)...
14177	5	1	Interior spacing washer right-hand side 10/10.....
14178	4	1	Bottom bracket axle.....
14179	5	2	Bottom bracket bush.....

Part No.	Group	Quantity per machine	Description
14180	4	1	Right-hand crank (old model detachable from sprocket)...
14181	5	1	Grease nipple under bottom bracket (cranked).....
14182	5	1	Spacing bush between crank and pulley.....
14183	4	1	Left-hand crank (bent type De Luxe Model).....
14659	4	2	Screw in pedal cap.....
14743	4	1	Chainwheel with attached crank (38 teeth).....
14863	5	R	Spacing washer 1/10.....
14864	5	R	Spacing washer 2/10.....
14865	5	R	Spacing washer 3/10.....
14996	5	R	Outside pulley spacing washer 5/10.....
14998	5	1	Outside pulley spacing washer 10/10.....
14999	5	1	Interior sprocket washer 23/10.....
15000	5	R	Left-side inner spacing washer 18/10.....
15001	5	1	Left-side inner spacing washer 8/10.....
15450	4	1	Chain wheel with attached crank (32 teeth).....

R = Repair only.

MOBYLETTE STANDARD AND DE LUXE MODEL

FRONT MUDGUARD

Part No.	Group	Quantity per machine	Description
52	5	6	Stay pin washer \emptyset 5.....
14212GB	SA	1	Front mudguard complete (Night Grey).....
14213GB	1	1	Front mudguard stripped (Night Grey).....
14214	1	1	Long mudguard stay.....
14215	5	8	Stay pin complete 5 x 90 x 20.....
14216	5	1	Mudguard support bolt on fork.....
14219	5	1	Bolt fixing old type torpedo headlamp 5 x 90 x 15.....
14828GB	SA	1	Front mudguard complete (Light Beige).....
14829GB	1	1	Front mudguard stripped (Light Beige).....
14959	1	1	Short mudguard stay.....

REAR MUDGUARD

Part No.	Group	Quantity per machine	Description
13	5	3	Spring washer \emptyset 5.....
54	5	1	Washer .5 x 90 (see 14267).....
79	5	8	Nut 5 x 90 (see 14267).....
14214	1	1	Rear mudguard stay.....
14215	5	2	Stay pin complete.....
14235GB	1	1	Rear mudguard bare (Night Grey).....
14236GB	1	SA	Rear mudguard complete (Night Grey).....
14267	5	1	Bolt fixing mudguard to frame.....
14830GB	1	SA	Rear mudguard complete (Light Beige).....
14831GB	1	1	Rear mudguard bare (Light Beige).....

LUGGAGE CARRIER

Part No.	Group	Quantity per machine	Description
13	5	8	Spring washer \emptyset 5.....
52	5	4	Washer \emptyset 5.....
79	5	9	Nut 5 x 90.....
652	5	2	Bottom stay fixing bolt 5 x 90 x 22.....
14219	5	4	Top stay fixing bolt 5 x 90 x 15.....
14252	1	SA	Luggage carrier complete (Night Grey) (1954).....
14253	1	1	Luggage carrier bare (Night Grey) (1954).....
14254	1	2	Luggage carrier stay (Night Grey).....
14258	1	SA	Luggage carrier complete (Light Beige).....
14259	1	SA	Luggage carrier complete (Night Grey).....
14263	1	1	Luggage carrier plate bare (Light Beige).....
14264	1	1	Luggage carrier plate bare (Night Grey).....
14266	1	2	Luggage carrier stay (Light Beige).....
14268	5	1	Bolt fixing carrier on frame (1954 type).....
14892	1	1	Larger type carrier 1957 forward (Light Beige) for use with large tank.....
14893	1	SA	Larger type carrier 1957 forward (Light Beige) for use with large tank complete.....

FORK Part No. 14195. Please quote colour required (i.e. Night Grey or Light Beige). (Some early models Frame 14186 had 19 mm. stem forks.)

CHAINGUARDS—CHAINS—CHAIN ADJUSTERS

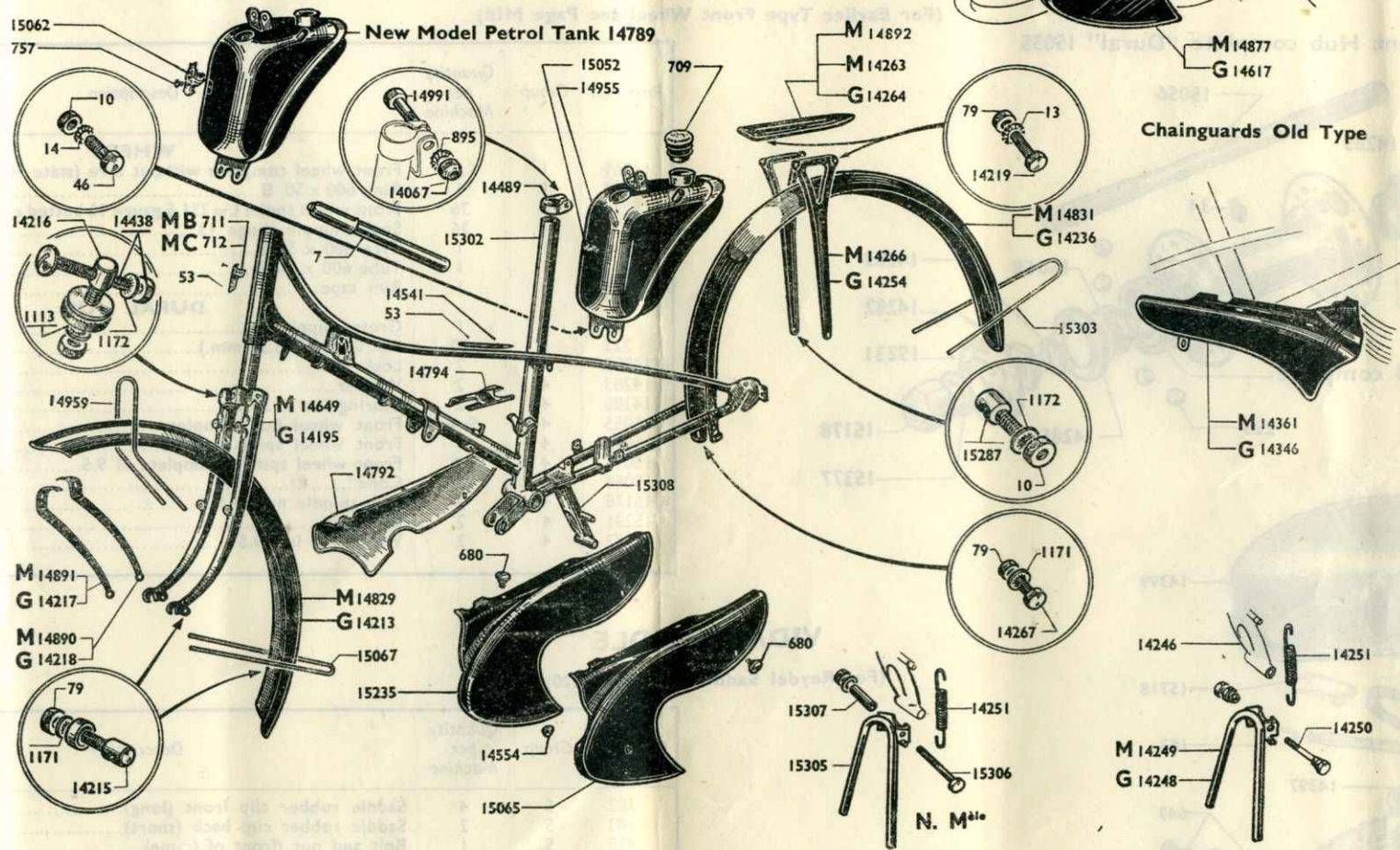
Part No.	Group	Quantity per machine	Description
13	5	2	Spring washer \emptyset 5.....
20	5	1	Washer \emptyset 6.....
79	5	2	Chain tension nut 5 x 90.....
80	5	4	Rivet (for fixing Mobylette plate on chainguard).....
680	5	6	Screw holding chainguard (small type).....
14346	1	1	Right-hand chainguard (Night Grey 1st type).....
14348	4	1	Cycle chain 104 links.....
14350	5	SA	Chain tensioner complete.....
14351	5	1	Chain tensioner lever.....
14352	5	2	Chain tensioner screw.....
14353	5	1	Chain tensioner roller complete.....
14354	5	1	Roller support.....
14355	5	2	Chain tensioner distance piece.....
14356	5	1	Chain tensioner roller axle with nut.....
14357	1	1	Left-hand chainguard De Luxe Model (Night Grey 1st type)...
14359	1	1	Left-hand chainguard De Luxe Model (Light Beige no top plate 1st type).....
14361	1	1	Right-hand chainguard (Light Beige no top plate 1st type)...
14364	4	1	Transmission chain crank link (state if Sedis or Brampton)...
14365	4	1	Cycle chain crank link (state if Sedis or Brampton).....
14367	4	1	Transmission chain spring link (state if Sedis or Brampton)...
14368	4	1	Cycle chain spring link (state if Sedis or Brampton).....
14544	5	2	Mobylette plate on chainguard.....
14554	5	1	Knurled nut fixing chainguard (Std. Model only).....
14617	1	1	Left-hand chainguard Standard Model (Night Grey 1st type).....
14792	1	1	Right-hand chainguard (Light Beige using top joining plate 2nd and 3rd type).....
14793	1	1	Left-hand chainguard Light Beige De Luxe Model (using top joining plate 2nd type).....
14794	1	1	Top joining plate for chainguards.....
14836	4	1	Transmission chain 104 links.....
14877	1	1	Left-hand chainguard Standard Model (Light Beige no top plate 1st type).....
14965	5	2	Rear wheel chain adjuster with nut.....
14966	5	2	Nut for adjuster.....
15065	1	1	Left-hand chainguard Light Beige Standard Model (using top linking plate 2nd model).....
15235	1	1	Left-hand chainguard Standard Model (Light Beige using top plate 3rd type).....
15300	4	1	Transmission chain 100 links.....
15390	1	1	Left-hand chainguard De Luxe Model Light Beige "Dimoby" clutch.....
15441	4	1	Cycle chain 98 links.....
15557	5	3	Knurled screw fixing chainguards (large type).....

SA—Complete Sub Assembly

MOBYLETTE STANDARD AND DE LUXE MODEL

MUDGUARDS—LUGGAGE CARRIER—CHAINGUARDS—FRAME FITTINGS

M 15A



S.A.—Sub-assembly complete

(Parts extra to those detailed on Page M15)

All drawings reproduced by permission of Messrs. Motobecane.

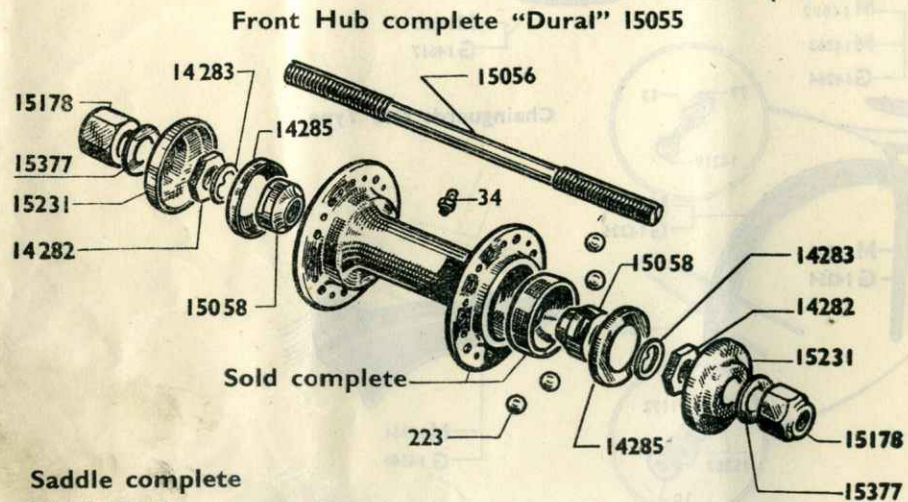
Part No.	Group	Quantity per machine	Description
1113	5	1	Shake proof washer Ø 7.....
1171	5	9	Shake proof washer Ø 5.....
1172	5	3	Shake proof washer Ø 6.....
14217	1	—	Front mudguard stay (pressed old type) Night Grey right-hand
14218	1	—	Front mudguard stay (pressed old type) Night Grey left-hand
14248	1	—	Centre stand Night Grey.....
14249	1	—	Centre stand Light Beige.....
14438	5	1	Bolt and nut through fork fixing mudguard bolt 6 x 100 x 40

Part No.	Group	Quantity per machine	Description
14649	1	—	Front fork L=210 Light Beige.....
15067	1	1	Lower front mudguard stay latest type.....
15076	5	6	Screws for chaincase (with round heads latest type).....
15081	5	2	Chaincase transfer (Mobylette).....
15082	5	1	Petrol tank transfer (Castrol).....
15287	5	2	Eyebolt fixing mudguard and carrier stay AR 6 x 100 x 35 latest type.....
15303	1	1	Rear mudguard stay latest type.....

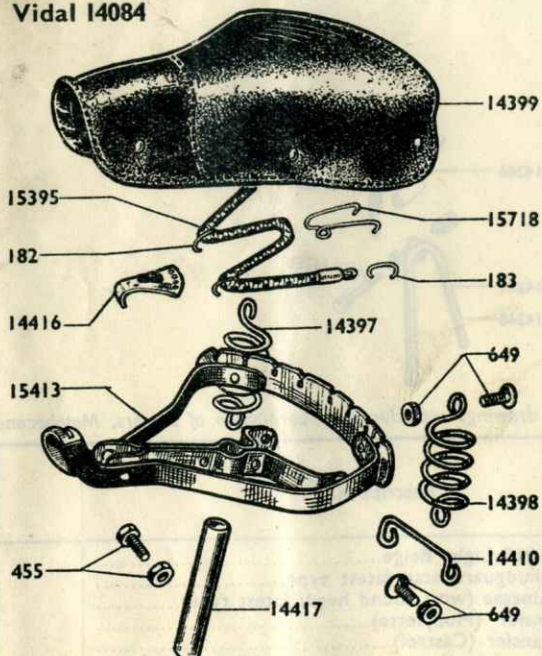
MOBYLETTE STANDARD AND DE LUXE MODEL

FRONT WHEEL AND HUB From late 1957

(For Earlier Type Front Wheel see Page M16)



Saddle complete
Vidal 14084



All drawings reproduced by permission of Messrs. Motobecane.

Part No.	Group	Quantity per Machine	Description
WHEEL			
14269	1	S.A.	Front wheel complete without tyre (state Hub 15055).....
14270	1	1	Rim 600 x 50 B.....
14271	4	36	Front wheel spoke L=251.5 gauge 12 butted end 13 with nipple.....
14272	4	36	Spoke nipple gauge 13.....
14273	1	1	Tyre 600 x 50 B.....
14274	1	1	Tube 600 x 50 B.....
14275	5	1	Rim tape.....
DURAL HUB			
34	5	1	Grease nipple.....
223	5	20	Ball 0.25 in. (6.35 mm.).....
14282	4	2	Lock nut.....
14283	4	2	Washer.....
14285	4	2	Bearing Seal Ø 29.5.....
15055	4	S.A.	Front wheel hub complete.....
15056	4	1	Front wheel spindle Ø 9.5.....
15057	4	S.A.	Front wheel spindle complete Ø 9.5.....
15058	4	2	Cone.....
15178	4	2	Hub spindle nut Ø 9.5.....
15231	4	2	Dust cap.....
15377	4	2	Washer Ø int. 9.5.....

VIDAL SADDLE

(For Reydel Saddle see Page M20)

Part No.	Group	Quantity per Machine	Description
182	5	4	Saddle rubber clip front (long).....
183	5	2	Saddle rubber clip back (short).....
455	5	1	Bolt and nut (front of frame).....
649	5	4	Bolt and nut (fixing rear linking wire).....
14084	1	S.A.	Vidal saddle complete.....
14397	5	1	Saddle spring right-hand.....
14398	5	1	Saddle spring left-hand.....
14399	1	1	Saddle cover.....
14410	5	1	Back linking wire L=90 mm.....
14416	5	1	Front fixing plate.....
14417	5	1	Saddle tube without step (Ø 25.5).....
15395	5	1	Saddle elastic (one piece).....
15413	1	1	Saddle frame bare.....
15718	5	3	Clip for saddle elastic (double).....

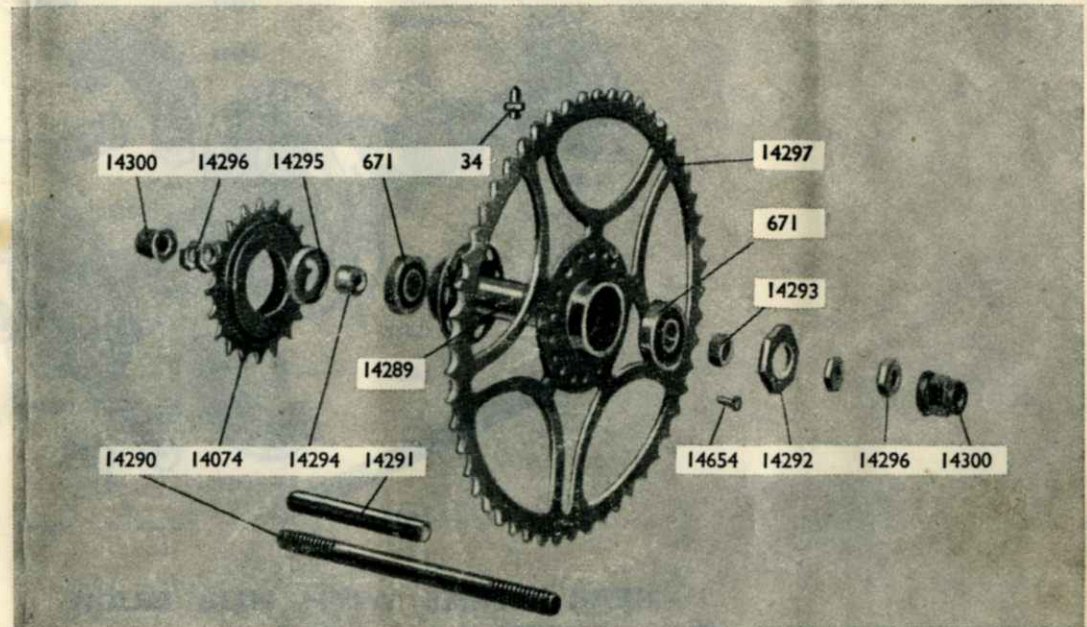

S.A. = Sub-assembly complete

MOBYLETTE STANDARD AND DE LUXE MODEL

M 16

REAR WHEEL (Caliper Brake previous to 1955 Std. Model)

FRONT WHEEL



FRONT WHEEL

Part No.	Group	Quantity per Machine	Description
34	5	1	Grease nipple (not always fitted).....
223	5	18	Ball 0.25 in. (6.35 mm.).....
14269	1	SA	Front wheel complete without tyre.....
14270	1	1	Rim 600 x 50 B mm.....
14271	4	36	Front wheel spoke 13 gauge.....
14272	4	36	Spoke nipple 13 gauge.....
14273	1	1	Tyre 600 x 50 B mm.....
14274	1	1	Tube 600 x 50 B mm.....
14275	5	1	Rim tape.....
14276	4	SA	Front wheel hub complete (up to early 1957).....
14277	4	SA	Front hub spindle complete.....
14278	4	1	Front hub spindle stripped.....
14279	4	1	Hub body with cups.....
14280	4	2	Cup.....
14282	4	2	Lock nut.....
14283	4	2	Washer.....
14284	4	2	Hub spindle nut.....
14285	4	2	Bearing seal.....
15013	4	2	Cone.....
15055	4	SA	Front wheel hub complete (after early 1957 with dust caps)
15231	4	2	Dust caps (early 1957 forward).....

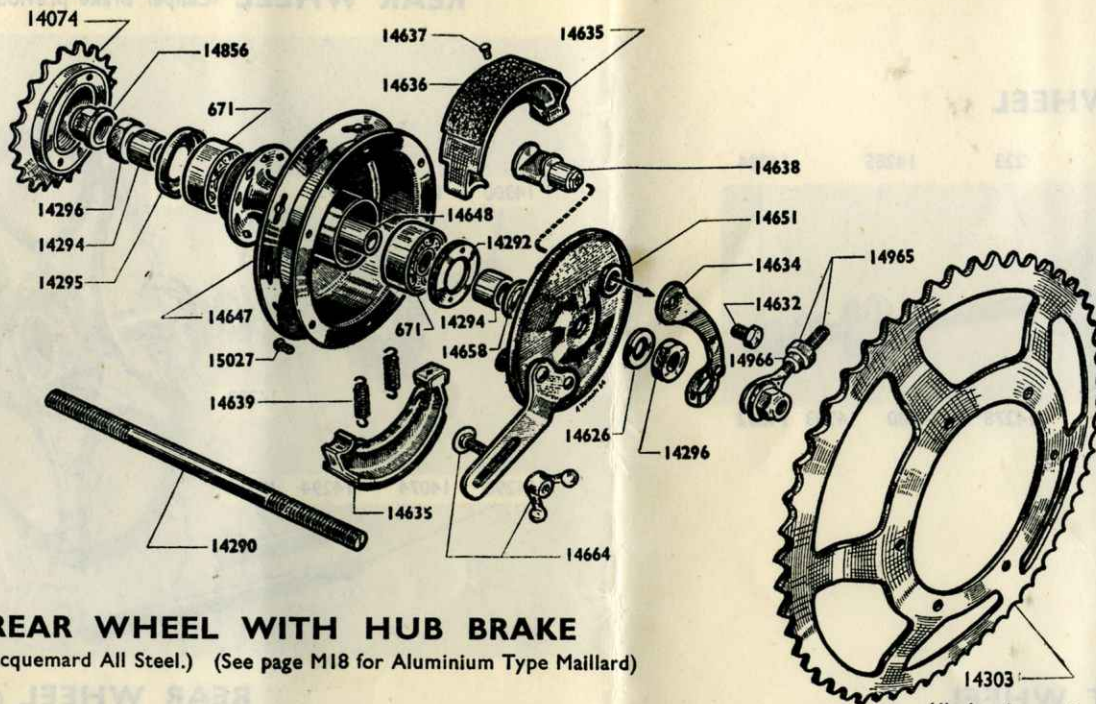
REAR WHEEL (Caliper Brake)

Part No.	Group	Quantity per Machine	Description
34	5	1	Grease nipple.....
583	4	36	Spoke nipples gauge 15.....
671	5	2	Ball race 10 x 30 x 9.....
14074	4	1	Freewheel 19 teeth.....
14270	1	1	Rim 600 x 50 B mm.....
14273	1	1	Tyre 600 x 50 B mm.....
14274	1	1	Tube 600 x 50 B mm.....
14275	5	1	Rim tape.....
14286	1	SA	Rear wheel complete without tyre.....
14287	4	36	Rear wheel spoke 15 gauge length 250 mm.....
14289	4	1	Rear hub body.....
14290	4	1	Rear hub spindle.....
14291	4	1	Ball bearing distance piece.....
14292	4	1	Ball bearing nut.....
14293	4	1	Left-hand distance washer.....
14294	4	1	Right-hand distance washer.....
14295	4	1	Bearing seal.....
14296	4	2	Inner lock nut.....
14297	4	1	Transmission sprocket.....
14300	4	2	Hub spindle nut with washer Ø 10.....
14654	5	3	Rivet.....

All drawings reproduced by special permission of Messrs. Motobecane.

SA = Complete Sub-assembly.

MOBYLETTE DE LUXE MODEL



REAR WHEEL WITH HUB BRAKE

(Type Jacquemard All Steel.) (See page M18 for Aluminium Type Maillard)

All drawings reproduced by special permission of Messrs. Motobecane.

Part No.	Group	Quantity per Machine	Description
WHEEL			
583	4	36	Spoke nipples gauge 15.....
14270	1	1	Rim 600 x 50 B.....
14273	1	1	Tyre 600 x 50 B.....
14274	1	1	Tube 600 x 50 B.....
14275	5	1	Rim tape.....
14287	4	18	Spokes length 250 mm. gauge 15 with nipple.....
14616	4	18	Spokes length 225 mm. gauge 15 with nipple.....
14975	1	SA	Wheel complete (sprocket 54 teeth) less tyre and tube.....
HUB			
96	4	2	Brake shoe heel plate.....
671	5	2	Ball bearing 10 x 30 x 9.....
14074	4	1	Freewheel 19 teeth.....
14290	4	1	Hub spindle stripped.....
14292	4	1	Ball bearing retaining cap.....
14294	4	2	Right-hand distance bush.....
14295	4	1	Bearing dirt deflector.....
14296	4	2	Lock nut fixing flange on spindle.....
14303	4	1	Rear sprocket 54 teeth (dished).....
14626	4	1	Distance washer on flange.....

Part No.	Group	Quantity per Machine	Description
14632	4	1	Bolt fixing lever to cam.....
14634	4	1	Brake lever.....
14635	4	2	Brake shoe lined Ø 90 mm.....
14636	4	2	Brake lining.....
14637	5	8	Rivet for brake lining.....
14638	4	1	Brake cam.....
14639	5	2	Return spring.....
14644	4	SA	Rear hub complete with 52 tooth sprocket.....
14646	4	1	Hub body with 54 tooth sprocket.....
14648	4	1	Distance piece L=53 mm.....
14650	4	SA	Brake flange plate complete.....
14651	4	1	Brake flange plate stripped.....
14652	4	1	Rear sprocket 52 teeth (dished).....
14658	4	1	Centring bush Ø int. 10 mm.....
14664	4	1	Butterfly nut and bolt fixing brake plate to frame.....
14856	4	2	Rear wheel spindle nut Ø 10 mm.....
14965	5	2	Rear wheel adjuster.....
14966	5	2	Nut for adjuster.....
15027	4	6	Rivet fixing sprocket to hub.....

SA = Complete Sub-assembly.

MOBYLETTE STANDARD AND DE LUXE MODEL

HANDLEBAR AND TWISTGRIP

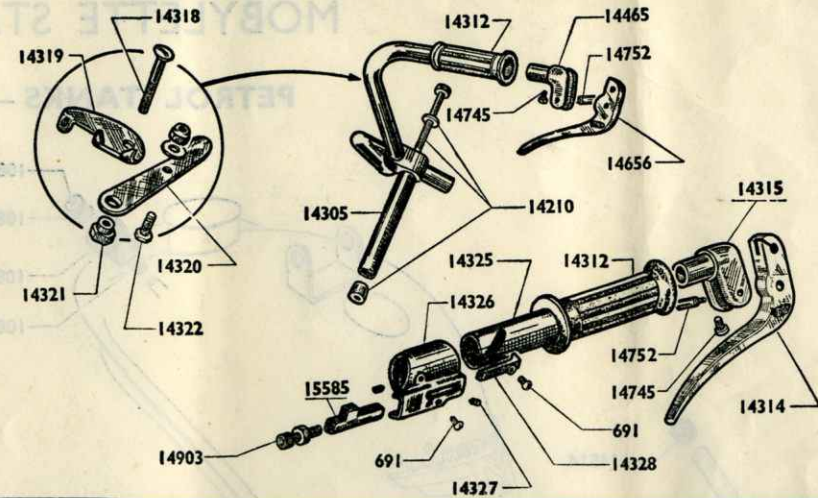
PLEASE NOTE: When ordering Wheels, Sprockets and Freewheels always state number of teeth together with Part No. to ensure correct parts being despatched.

REAR WHEEL WITH HUB BRAKE

(Aluminium Alloy Type Maillard)

Part No.	Group	Quantity per Machine	Description
WHEEL			
583	4	36	Spoke nipples gauge 15.....
14270	1	1	Rim 600 x 50 B.....
14273	1	1	Tyre 600 x 50 B.....
14274	1	1	Tube 600 x 50 B.....
14275	5	1	Rim tape.....
14287	4	18	Spokes length 250 mm. gauge 15 with nipple.....
14616	4	18	Spokes length 225 mm. gauge 15 with nipple.....
14671	1	SA	Rear wheel complete less tyre and tube (54 tooth sprocket)
HUB			
671	5	2	Ball bearing 10 x 30 x 9.....
14074	4	1	Freewheel 19 teeth.....
14290	4	1	Hub spindle stripped.....
14292	4	1	Ball bearing retaining cap.....
14294	4	2	Right-hand distance bush.....
14295	4	1	Bearing dirt deflector.....
14296	4	2	Lock nut fixing flange on spindle.....
14300	4	2	Rear wheel spindle nut Ø 10 mm.....
14538	5	1	Return spring.....
14626	4	1	Distance washer on flange.....
14648	4	1	Distance piece L=53 mm.....
14658	4	1	Centring bush Ø int. 10 mm.....
14664	4	1	Butterfly nut and bolt fixing brake plate to frame.....
14673	4	1	Hub body with 54 tooth sprocket.....
14674	4	1	Rear sprocket 54 teeth.....
14675	4	1	Anchoring plate (rivetted to brake plate).....
14676	4	1	Brake flange plate stripped.....
14677	4	SA	Brake flange plate.....
14678	4	2	Brake shoe with bonded lining Ø 90 mm.....
14679	4	1	Brake pivot post with nut.....
14680	4	1	Nut for pivot post.....
14681	4	1	Brake cam.....
14682	4	1	Nut fixing lever to cam.....
14881	4	2	Brake shoe heel plate.....
14917	4	1	Brake lever.....
14948	4	1	Rear sprocket 52 teeth.....
14953	4	SA	Rear hub complete 52 tooth sprocket.....
14965	5	2	Rear wheel adjuster.....
14966	5	2	Nut for adjuster.....
15027	4	6	Rivet fixing sprocket to hub.....
15244	4	1	Freewheel 18 teeth (1957 models forward).....
15269	4	1	Rear sprocket 44 teeth (1957 models forward).....

SA = Complete Sub-assembly.

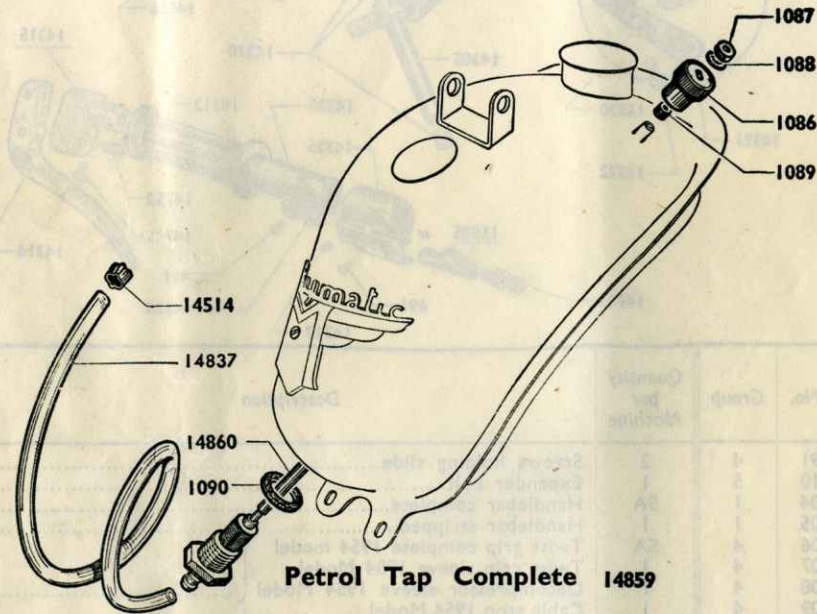


Part No.	Group	Quantity per Machine	Description
691	4	2	Screws holding slide.....
14210	5	1	Expander bolt.....
14304	1	SA	Handlebar complete.....
14305	1	1	Handlebar stripped.....
14306	4	SA	Twist grip complete 1954 model
14307	4	1	Twist grip sleeve 1954 Model
14308	4	1	Decompressor sleeve 1954 Model
14309	4	1	Cable stop 1954 Model
14310	4	1	Solderless nipple 1954 Model
14311	4	1	Cable stop lock screw 1954 Model
14312	5	2	Handlebar Grip (left and right).....
14313	4	SA	Right-hand brake lever complete with fulcrum.....
14314	4	1	Right-hand lever bare.....
14315	4	1	Right-hand brake lever fulcrum.....
14317	4	2	Brake lever pin.....
14318	4	1	Choke lever pin.....
14319	4	1	Choke lever support.....
14320	4	1	Choke lever stripped.....
14321	4	1	Choke lever nut.....
14322	4	1	Choke cable clamping bolt and nut.....
14323	4	SA	Choke lever complete.....
14324	4	SA	Twist grip complete.....
14325	4	1	Twist grip sleeve.....
14326	4	1	Twist grip body.....
14327	4	2	Body screws.....
14328	4	1	Throttle slide.....
14329	4	1	Decompressor slide.....
14465	4	1	Left-hand brake lever fulcrum.....
14655	4	SA	Left-hand brake lever complete with fulcrum.....
14656	4	1	Left-hand lever bare.....
14745	4	2	Brake lever fulcrum screw.....
14752	4	2	Brake lever pin (latest type with lock nut 5337).....
14903	5	1	Cable adjuster (decompressor).....
15337	4	2	Brake lever pin with lock nut.....
15585	4	1	Decompressor slide (latest type with adjuster).....

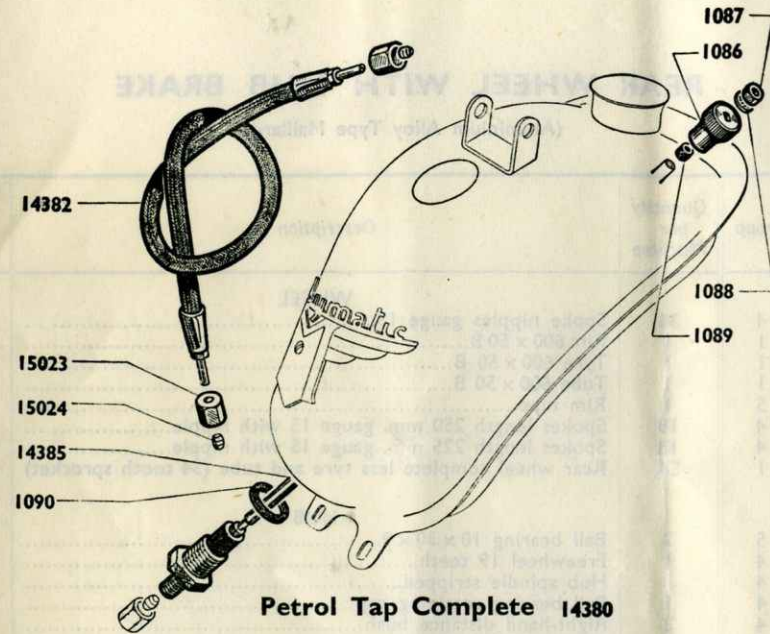
All drawings reproduced by special permission of Messrs. Motobecane.

MOBYLETTE STANDARD AND DE LUXE MODEL

PETROL TANKS — TAPS — PIPES AND FIXINGS



Petrol Tap Complete 14859



Petrol Tap Complete 14380

All drawings reproduced by special permission of Messrs. Motobecane.

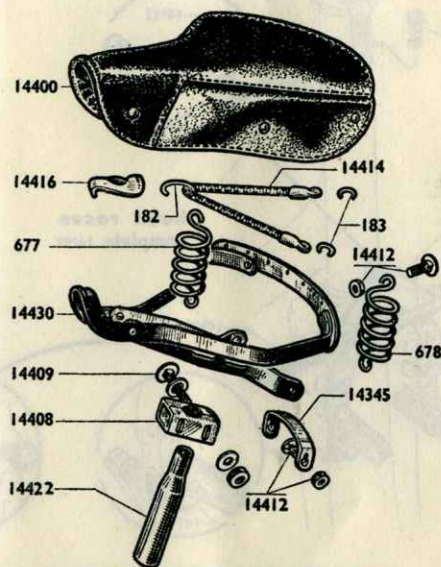
Part No.	Group	Quantity per Machine	Description
10	5	2	Nut 6 x 10 (fixing tank to frame).....
14	5	2	Spring washer Ø 6 (fixing tank to frame).....
46	5	2	Bolt fixing tank to frame.....
709	5	1	Plastic filler cap with measure.....
757	5	1	Screw fixing Mobylette Monogram.....
895	3	1	Spring washer Ø 8 for tank clip bolt.....
1086	5	1	Petrol tap cap.....
1087	5	1	Nut fixing tap cap.....
1088	5	1	Shakeproof washer.....
1089	5	1	Rubber seal.....
1090	5	1	Petrol tap gasket.....
14067	5	1	Nut 8 x 100 for tank clip bolt.....
14369	1	1	Petrol tank 1954 Model Night Grey.....
14371	5	1	Clip fixing 1954 Model tank.....
14372	5	1	Clip bolt 1954 Model tank.....
14373	5	1	Nut for clip bolt 1954 Model tank.....
14375	1	1	Petrol tank small type Night Grey 0.55 gallon.....
14378	1	1	Petrol tank small type Light Beige 0.55 gallon.....

Part No.	Group	Quantity per Machine	Description
14380	5	SA	Petrol tap complete for metal pipe.....
14382	5	1	Petrol pipe metal braid (union fitting).....
14385	5	1	Petrol tap stripped for metal pipe.....
14489	5	1	Clip fixing tank.....
14555	5	1	M.B. transfer for side of small tank.....
14789	1	1	Petrol tank large type Light Beige 0.8 gallon for Mobylette Monogram.....
14837	5	1	Plastic petrol pipe.....
14859	5	SA	Petrol tap complete for plastic pipe.....
14860	5	1	Petrol tap stripped for plastic pipe.....
14955	1	1	Petrol tank large type Light Beige 0.8 gallon for Mobylette Transfer.....
14991	5	1	Bolt for clip fixing tank.....
15023	3	2	Union nut fixing metal pipe.....
15024	3	2	Bl cone for pipe end.....
15052	5	1	Mobylette transfer for large tank.....
15062	5	1	Mobylette metal tank monogram.....
15514	4	2	Clip for plastic pipe.....

SA = Complete Sub-assembly.

MOBYLETTE STANDARD AND DE LUXE

SADDLE — TOOL BAG AND TOOLS — ACCESSORIES



REYDEL SADDLE

Part No.	Group	Quantity per machine	Description
182	5	4	Saddle rubber clip front (long).....
183	5	8	Saddle rubber clip back (short).....
677	5	1	Saddle spring right-hand.....
678	5	1	Saddle spring left-hand.....
14345	5	1	Back linking plate L=90 mm.....
14400	1	1	Saddle cover (Reydel).....
14408	5	1	Saddle adjustable clip.....
14409	5	2	Bolt for adjustable clip.....
14412	5	4	Bolt fixing saddle spring to frame.....
14414	5	1	Set of saddle rubbers (elastic).....
14416	5	1	Front fixing plate (4 hole).....
14420	1	S.A.	Saddle complete (Reydel).....
14422	5	1	Saddle tube (stepped).....
14430	1	1	Saddle frame stripped.....

SA—Sub Assembly complete.

VIDAL SADDLE (Parts different to Reydel Saddle)

Part No.	Group	Quantity per machine	Description
14395	5	1	Saddle tube (without step).....
14397	5	1	Saddle spring right-hand.....
14398	5	1	Saddle spring left-hand.....
14399	1	1	Saddle cover (Vidal).....
14410	5	1	Back linking wire L=80 mm.....

TOOL BAG AND TOOL KIT

Part No.	Group	Quantity per machine	Description
14800	5	1	Tool bag without tools (leather).....
T1	—	S.A.	Tool kit complete in plastic roll.....
T2	—	1	14 mm. plug wrench.....
T3	—	3	Tyre levers.....
T4	—	1	Tommy bar large.....
T5	—	1	Tommy bar small.....
T6	—	1	Jet spanner 9 mm.....
T7	—	1	Box spanner 10 mm.....
T8	—	1	Double ended box spanner 14 x 18 mm.....
T9	—	1	Double ended box spanner 16 x 21 mm.....

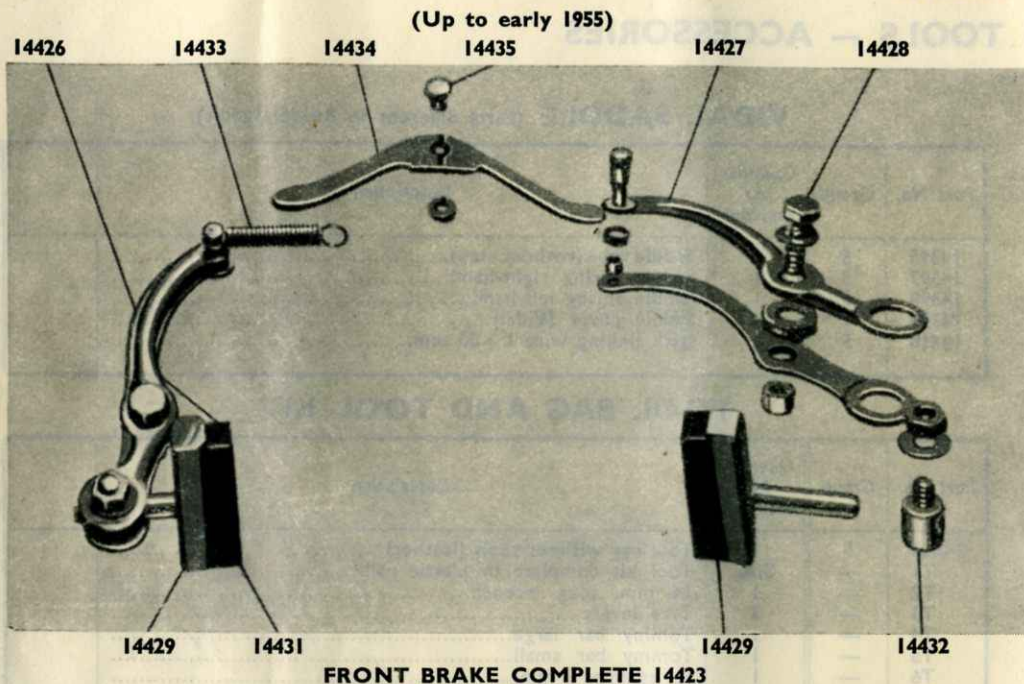
ACCESSORIES

Part No.	Group	Quantity per machine	Description
7	5	1	Tyre pump (short length 9 $\frac{3}{8}$ in.).....
53	5	6	Grooved nail for frame protection plate.....
80	5	4	Rivet fixing name plate to chainguard.....
711	5	1	Mobylette frame name plate.....
837	—	—	Small tin touch up paint Dawn Grey.....
838	—	—	Small tin touch up paint Light Beige.....
14540	5	1	Tyre pump (long 1954 model length 11 $\frac{1}{8}$ in.).....
14541	5	2	Frame protection plate.....
14544	5	2	Name plate on chainguards.....
15141	—	—	Flywheel extractor 24 x 100 (early mag. and clutch).....
15147	—	—	Flywheel extractor 26 x 100 (latest magneto).....

All drawings reproduced by special permission of Messrs. Motobecane.

MOBYLETTE STANDARD AND DE LUXE MODEL

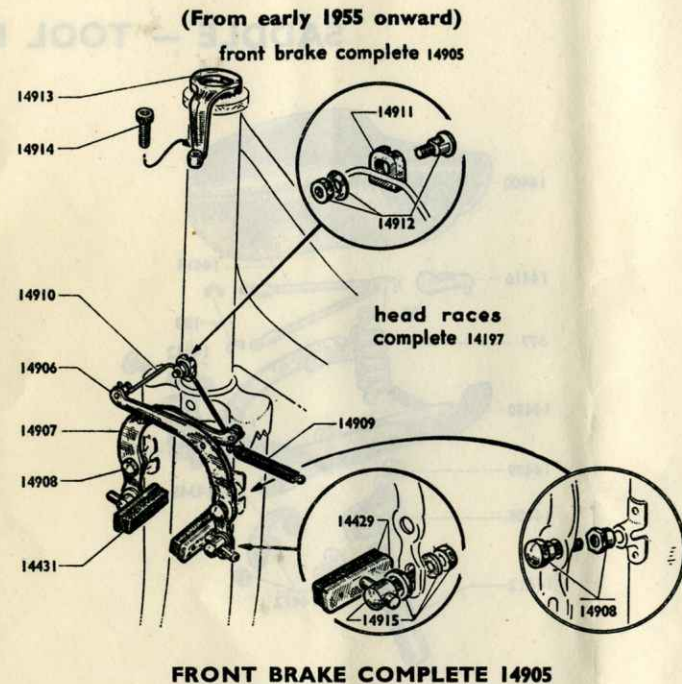
FRONT BRAKE



(Up to early 1955)

Part No.	Group	Quantity per machine	Description
14423		S.A.	Jaw brake complete.....
14424		1	Right-hand jaw complete.....
14425		1	Left-hand jaw complete.....
14426		1	Right-hand jaw stripped.....
14427		1	Left-hand jaw stripped.....
14428		2	Jaw pin, distance nut and washer.....
14429		2	Block holder complete.....
14431		2	Block (leather).....
14432		2	Socket bolt with nut, distance piece with washer.....
14433		1	Jaw spring.....
14434		1	Brake equaliser.....
14435		1	Cable clamping bolt with nut and washer.....
14436		1	Socket bolt support for front brake.....
14437		1	Socket bolt with nut.....
14438		1	Bolt fixing support on front fork.....

SA—Sub Assembly complete.



(From early 1955 onward)

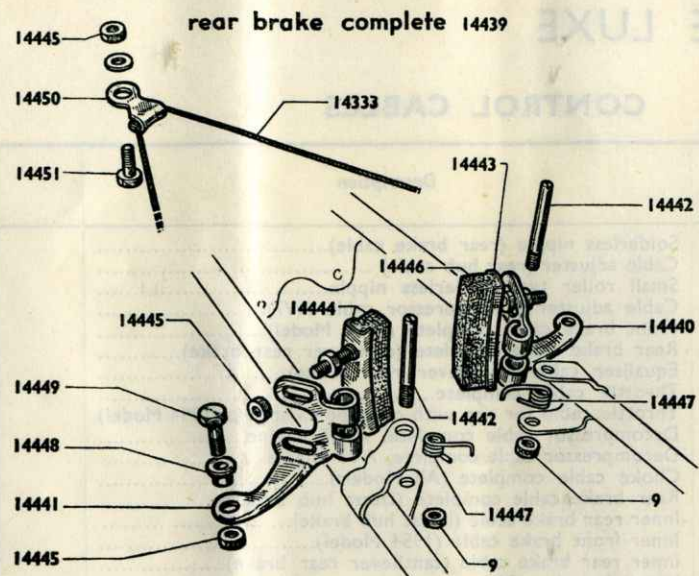
Part No.	Group	Quantity per machine	Description
14429	4	2	Block holder complete.....
14905	4	SA	Front brake complete.....
14906	4	1	Left-hand jaw stripped.....
14907	4	1	Right-hand jaw stripped.....
14908	4	2	Assembling bolt and nut.....
14909	4	1	Jaw spring (coil).....
14910	4	1	Brake equaliser wire.....
14911	4	1	Cable clamping piece.....
14912	4	1	Cable clamping bolt nut and washer.....
14913	4	1	Bracket for cable adjuster.....
14914	4	1	Cable adjuster.....
14915	4	2	Block holder eyebolt with nut and washer.....
FAC61	4	2	Brake block (rubber).....

All drawings reproduced by special permission of Messrs. Motobecane.

MOBYLETTE STANDARD AND DE LUXE

REAR WHEEL CANTILEVER BRAKE

(Up to early 1955 models) Complete 14439

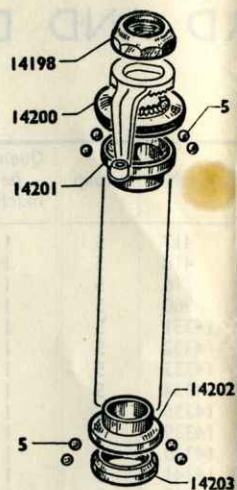


REAR WHEEL CANTILEVER BRAKE

(Up to early 1955 models)

STEERING HEAD BALLRACE

Complete 14905



STEERING HEAD BALLRACES

Part No.	Group	Quantity per Machine	Description
5	5	48	Ball 0.156 in.....
14197	4	1	Steering headrace complete.....
14198	4	1	Lock nut.....
14199	4	1	Washer.....
14200	4	1	Top cup.....
14201	4	1	Top cone.....
14202	4	1	Bottom cup.....
14203	4	1	Bottom cone.....

LIGHTING EQUIPMENT AND OLD TYPE STAND

(Late Stand see page M14)

Part No.	Group	Quantity per Machine	Description
756	3	1	Rear lamp bulb 12 volt.....
14458	3	1	Headlamp bulb 6 volt.....
14471	3	1	Headlamp bulb holder.....
14483	3	SA	Early type torpedo shape headlamp (discontinued).....
14484	3	1	Early type small headlamp glass.....
14485	3	1	Early type headlamp shell.....
14486	3	1	Early type small headlamp reflector.....
14487	3	1	Early type small headlamp rim.....
14488	3	1	Early type small headlamp front assembly (rim, glass and reflector).....
14490	3	1	Late type 104 Luxor headlamp front assembly (rim, glass and reflector).....
14759F	3	1	Headlamp shell late type 104 Luxor (rivetted bracket).....
14759P	3	1	Headlamp shell late type 104 Luxor (bolted bracket).....
14809F	3	SA	Late type 104 Luxor headlamp (rivetted bracket).....
14809P	3	SA	Late type 104 Luxor headlamp (bolted bracket).....
14810	3	1	Headlamp glass (104 Luxor).....
14811	3	1	Headlamp rim (104 Luxor).....
14812	3	1	Headlamp reflector (104 Luxor).....
14868	3	1	Headlamp switch complete (104 Luxor).....
14869	3	1	Switch knob (104 Luxor).....
"Swan"	3	1	Swan neck bracket (old type torpedo shape headlamp).....
"F"	3	1	Headlamp bracket (handlebar fixing 14809F headlamp).....
"P"	3	1	Headlamp bracket (handlebar fixing 14809P headlamp).....
STAND			
14245	1	1	Stand support.....
14249	1	1	Centre stand (state colour).....
14250	5	1	Stand bolt.....
14251	5	1	Stand spring.....

Part No.	Group	Quantity per machine	Description
9	5	2	Lock nut.....
14333	4	1	Brake equalising cable.....
14439	4	S.A.	Cantilever rear wheel brake complete.....
14440	4	1	Right-hand block holder lever.....
14441	4	1	Left-hand block holder lever.....
14442	4	2	Lever pin complete with nut.....
14443	4	1	Right block holder.....
14444	4	1	Left block holder.....
14445	4	7	Nut.....
14446	4	2	Brake block (leather).....
14447	4	2	Lever spring.....
14448	4	2	Lever pin distance piece.....
14449	4	2	Clamping bolt.....
14450	4	1	Brake yoke.....
14451	4	1	Cable clamping bolt on yoke.....

SA—Sub Assembly complete.

All drawings reproduced by special permission of Messrs. Motobecane.

MOBYLETTE STANDARD AND DE LUXE

PULLEYS (see pages M10-M11)

The complete pulley No. 14172 is no longer produced. It is, however, replaced by pulley part No. 14174 or 14822 which are of the same diameter (194 mm.).

Due to the later pulleys having a smaller centre as against the earlier, the following extra parts have to be used:

- (a) New sprocket 14175 with pulley 14174.
New sprocket 14823 with pulley 14822.
- (b) A new pulley needle roller cage 15283. (To fit old type pedal axle part No. 14160).
- (c) Washers to adjust lateral play to 2/10 mm. should be used if old parts are worn. (See Pedal Assembly, page M14.)

CYLINDERS AND PISTONS FOR ENGINE TYPE AV35 (pages M3-M4), AV7 (pages M5-M6)

An engine with a chrome-lined cylinder has many times the wear of the older type cast-iron-lined cylinders.

The replacement of cylinder and piston should not be required for very many miles except in the case of an accident or customer's lack of observance of our recommended oil to petrol mixture. (See Riders Instruction Book.)

- (a) It is not advisable to fit pistons into cylinders which have not been factory matched.
- (b) If this recommendation has to be ignored for any reason it should be noted there should be 0.01-0.15 mm. clearance between piston and cylinder.
- (c) Any variation from the above will cause piston seizure or lack of power due to piston slap
- (d) Pistons and cylinders on some engines are marked as under to help in matching.

CYLINDER SIZES

A 38.950 mm.	K 38.995 mm.
B 38.955 mm.	L 39.000 mm.
C 38.960 mm.	M 39.005 mm.
D 38.965 mm.	N 39.010 mm.
E 38.970 mm.	O 39.015 mm.
F 38.975 mm.	P 39.020 mm.
G 38.980 mm.	R 39.025 mm.
H 38.985 mm.	S 39.030 mm.
J 38.990 mm.	

PISTON SIZES


A 38.940 mm.	K 38.985 mm.
B 38.945 mm.	L 38.990 mm.
C 38.950 mm.	M 38.995 mm.
D 38.955 mm.	N 39.000 mm.
E 38.960 mm.	O 39.005 mm.
F 38.965 mm.	P 39.010 mm.
G 38.970 mm.	R 39.015 mm.
H 38.975 mm.	S 39.020 mm.
J 38.980 mm.	

CONTROL CABLES

Part No.	Group	Quantity per machine	Description
417	5	1	Solderless nipple (rear brake cable).....
418	5	1	Cable adjuster (rear hub cable)
716	5	1	Small roller type solderless nipple.....
960	5	1	Cable adjuster (decompressor cable AV7).....
14331	5	1	Front brake cable complete (1954 Model).....
14332	5	1	Rear brake cable complete (cantilever rear brake).....
14333	5	1	Equaliser cable (cantilever rear brake).....
14334	5	1	Throttle cable complete.....
14336	5	1	Throttle cable for use with old-type twist grip (1954 Model)
14339	5	1	Decompressor cable complete, AV35 engine.....
14340	5	1	Decompressor cable complete, AV3 engine.....
14341	5	1	Choke cable complete (All Models).....
14665	5	1	Rear brake cable complete (latest hub brake).....
14825	5	1	Inner rear brake cable (latest hub brake).....
14845	5	1	Inner front brake cable (1954 Model).....
14847	5	1	Inner rear brake cable (cantilever rear brake).....
14927	5	1	Inner throttle cable.....
14928	5	1	Inner choke cable (All Models).....
14930	5	1	Inner decompressor cable, AV35 engine.....
14974	4	1	Inner decompressor cable, AV7 engine.....
15261	5	1	Front brake cable (latest type).....
15262	5	1	Inner front brake cable (latest type).....
15578	4	1	Decompressor cable complete, AV7 engine.....

MOBYLETTE STANDARD AND DE LUXE

M 24



REAR WHEEL WITH 44- TOOTH SPROCKET (Make "Prior")

(In use from late 1957. For earlier types see pages M17 and M18.)

Rear Hub complete with 44-tooth Sprocket 15266

REAR WHEEL AND HUB "PRIOR"

All drawings reproduced by permission of Messrs. Motobecane.

Part No.	Group	Quantity per machine	Description
WHEEL			
14270	1	1	Rim 600 x 50 B.....
14273	1	1	Tyre 600 x 50 B.....
14274	1	1	Tube 600 x 50 B.....
14275	5	1	Rim tape.....
14287	4	18	Spokes L=250 gauge 15 butted end 16 with nipple.....
14988	4	18	Spokes L=222 gauge 15 butted end 16 with nipple.....
14989	4	36	Nipples gauge 16.....
15265	1	S.A.	Rear wheel complete with 44-tooth sprocket.....
HUB			
671	5	2	Ball bearing 10 x 30 x 9.....
14290	4	1	Hub spindle stripped Ø 10.....
14292	4	1	Ball bearing retaining cap.....
14294	4	2	Right-hand distance bush int. 10 L=11.....
14295	4	1	Bearing dirt deflector Ø 30.....
14296	4	2	Lock nut fixing flange on spindle.....
14300	4	2	Rear wheel spindle nut Ø 10 mm.....
14538	5	1	Return spring.....
14628	4	3	Distance washer on flange.....

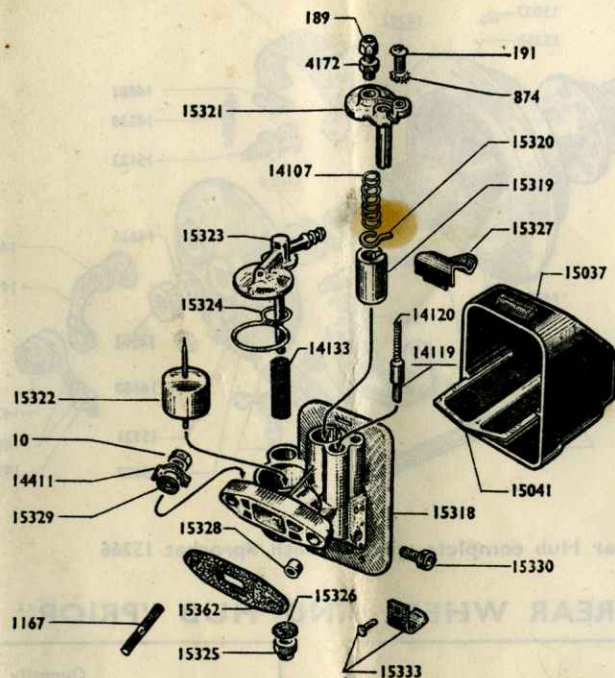
Part No.	Group	Quantity per machine	Description
14664	4	1	Butterfly nut and bolt fixing brake plate to frame.....
14675	4	1	Anchoring plate (rivetted to brake plate).....
14678	4	1	Brake shoe with bonded lining Ø 90.....
14680	4	1	Nut for pivot post.....
14682	4	1	Nut for fixing lever to cam.....
14858	4	1	Bearing spacing bush L=48.2.....
14881	4	2	Brake shoe heel plate.....
14917	4	1	Brake lever.....
14965	5	2	Rear wheel adjuster.....
14966	5	2	Nut for adjuster.....
15027	5	8	Rivet fixing sprocket to hub Ø 4.5 x 11.....
15120	4	S.A.	Brake plate complete.....
15121	4	1	Brake plate bare.....
15122	4	1	Brake cam with nut.....
15181	4	1	Brake pivot post.....
15244	4	1	Freewheel 18 teeth 34.7 x 100.....
15266	4	S.A.	Rear hub complete with sprocket 44-tooth.....
15267	4	S.A.	Rear hub body with sprocket 44-tooth.....
15268	4	1	Rear hub body with 44-tooth.....
15269	4	1	Rear sprocket 44-tooth.....

SA=Complete assembly.

MOBYLETTE STANDARD AND DE LUXE

CARBURETTOR (MODEL WITH FLANGE FIXING)

(Introduced January 1958. For earlier model see page M8.)



Complete carburettor Part No. 15317

* Fitted to previous model.

S.A. = Complete assembly.

All drawings reproduced by permission of Messrs. Motobecane.

Part No.	Group	Quantity per machine	Description
189	3	1	Chamber cap cable adjuster.....
191	3	1	Chamber cap screw.....
874	3	1	Lock washer Ø 5.....
4172	3	1	Lock nut for adjuster.....
14107	3*	1	Throttle spring.....
14119	3*	1	Choke valve.....
14120	3*	1	Choke valve spring.....
14133	3*	1	Filter.....
15037	3*	1	Bakelite cap for silencer.....
15041	3*	1	Silencer wire mesh.....
15317	3	S.A.	Carburettor complete (with flange).....
15318	3	1	Carburettor body.....
15319	3	1	Throttle slide.....
15320	3	1	Guide for slide.....
15321	3	1	Top chamber cap.....
15322	3	1	Float.....

Part No.	Group	Quantity per machine	Description
15323	3	1	Float chamber top.....
15324	3	1	Float chamber gasket.....
15325	3	1	Bottom securing dome nut.....
15326	3	1	Fibre washer for bottom nut.....
15327	3	1	Cover clip.....
15328	3	2	Insulation bush.....
15329	3	2	Fibre washer.....
15330	3	1	Jet size 19.....
15331	3	1	Jet size 20 replacement.....
15332	3	1	Jet size 21 replacement.....
15333	3	1	Bottom clip for holding air filter cover.....
15362	3	1	Flange gasket.....
FIXING TO CYLINDER			
10	5*	2	Nut 6 x 100.....
1167	5*	2	Carburettor fixing stud 6 x 100 x 33.....
14411	5*	2	Locking tab washer.....

up3 { 15324 — Carburettor gasket
 15330 — jet size 19
 15331 — 20
 15332 — 21

2^d 2^d
~~2/5~~ 2/5
 1/10
 9
 4/10 2/5
 7/10

4 14678 — brake shoe with lining & 90 rear brake 15/8
 15244 — free wheel 12/11

14431 — front brake blocks (leather) 1/10

14837 — plastic petrol pipe 9d

14575 — 4 rods clutch linings 1/8

14576 — 2 nuts 1/5


14832 — Engine gasket set 2/6

14563 } 1/3
 14561 } 2

4/10
 15/8
 12/11
 1/10
 1/9
 1/8
 1/-
 2/6
 42/7



IceniCAM On-Line Library



www.icenicam.org.uk