

MOTOBÉCANE



SPARE PARTS

Mobylette

MASTER

MOPED

SOLE U.K. CONCESSIONAIRE

MOTOR IMPORTS Co. Ltd., 158, STOCKWELL ROAD, LONDON, S.W.9. BRIXTON 7807



DEALERS ARE APPOINTED BY MOTOR IMPORTS CO. LTD. FOR THE CONVENIENCE OF THEIR CUSTOMERS. IT IS, THEREFORE, RECOMMENDED THAT IN ORDER TO AVOID DELAY, CUSTOMERS SHOULD ALWAYS FIRST APPLY TO THEIR LOCAL DEALER.

Before ordering parts, please read very carefully the following paragraphs:

1. TERMS OF BUSINESS

All parts offered from stock are subject to prior sale. Delivery will be made as quickly as possible, but the Company will not be held responsible for delay or failure to deliver through circumstances beyond its control.

Our terms of payment are:

- (a) Nett cash with order.
- (b) Cash against pro-forma invoice, or
- (c) Approved ledger account.

We accept no responsibility for goods broken or damaged in transit, unless we are advised within three days of receipt by the consignee, in which case the goods must have been signed for as "not examined" or notice of damage given to the carrier immediately.

Cheques and postal orders should be made payable to Motor Imports Co. Ltd., and crossed. If a remittance is made by Telegraphic Money Order, the name and address of the sender must be inserted in the appropriate space on the form. Unless this is done, we are unable to identify the sender.

All prices, specifications and conditions are subject to alteration without notice.

2. HOW TO ORDER

It is essential to quote engine and frame numbers.

The following additional information should always be given on an order:

- (a) Number of part.
- (b) Description of part.
- (c) Quantity of each part required.
- (d) Name and address in BLOCK LETTERS.

E. & O.E.

To ensure continual advance and detail improvement in our products, we reserve the right to alter Technical Specifications and designs without prior notice.

IMPORTANT.—It is essential that all part numbers are referred to precisely as they are recorded in this list. The omission of a nought for example can in many cases cause an incorrect part to be forwarded.

3. SERVICE

If it is necessary to bring a machine or part to the factory for repair, an appointment—except in case of extreme emergency—should be made in order to avoid delay or disappointment. This can be done by letter or telephone to the Service Manager, Motor Imports Co. Ltd.

4. REPAIRS

The instructions regarding repairs should be clear and definite, otherwise the cost may be greater than expected. We are pleased to estimate for repairs, but if the estimate is not accepted a charge is made to cover any dismantling and reassembling which has to be carried out.

5. GUARANTEE

All parts made by us and sold as spares are subject to the same limited guarantee as that issued with each new Mobylette.

GENUINE MOBYLETTE SPARE PARTS MAY BE OBTAINED FROM ANY MOBYLETTE DEALER.

CUSTOMERS ARE WARNED AGAINST THE RISK INCURRED BY USING PARTS THAT ARE NOT OF GENUINE MANUFACTURE, AND ARE ADVISED THAT THE USE OF SUCH PARTS WILL INVALIDATE ANY UNEXPIRED GUARANTEE.

MOBYLETTE AV3 ENGINE (CAST IRON LINER)

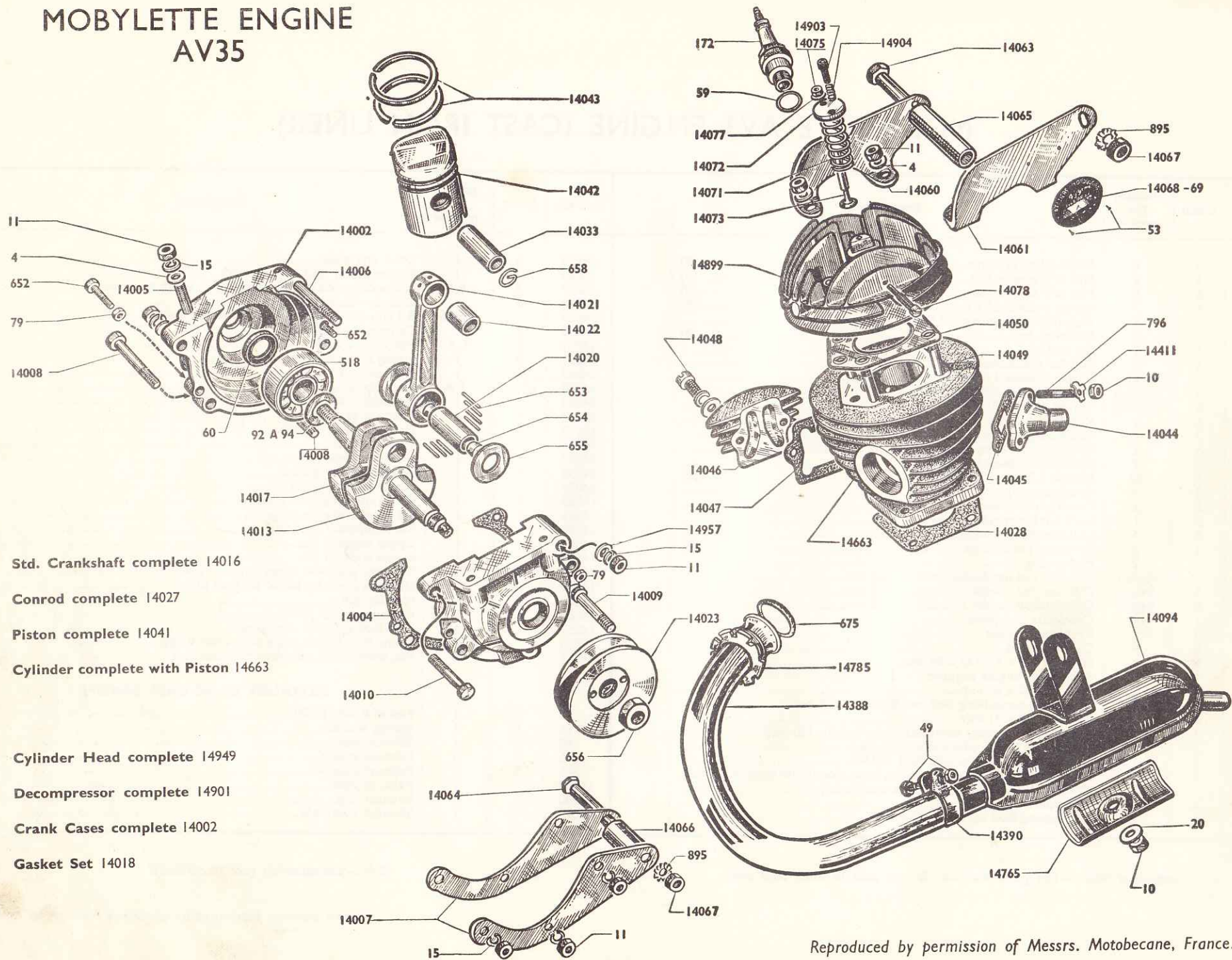
Part No.	Group	Quantity per machine	Description		Part No.	Group	Quantity per machine	Description
4	5	4	Flat washer Ø 7 mm.....(B)		14022	5	1	Small end bush.....
10	5	2	Nut of 6 mm. x 100.....(B)		14023	3	1	Engine pulley (Std. Model only).....
11	5	8	Nut of 7 mm. x 100.....(B)		14027	3	S.A.	Connecting rod complete 13.8 mm. (with needles).....
15	5	7	Spring washer of 7 mm.....(B)		14028	5	1	Cylinder base gasket.....
18	5	1	Decompressor split pin 1.5 mm. x 30 mm.....		14029	Repair	1	0.5 mm. thrust plate base (for repair only).....
53	5	2	Grooved nail.....(B)		14030	3	1	Cylinder head stripped.....
60	5	2	Oil seal.....		14031	3	S.A.	Piston complete.....
79	5	2	Nut for crankcase bolt.....		14032	3	1	Piston stripped with pin.....
92	5	Packing	Thrust washer 1/10 mm.....		14033	3	1	Gudgeon pin.....
93	5	Packing	Thrust washer 2/10 mm.....		14052	5	S.A.	Decompressor complete.....
94	5	Packing	Thrust washer 3/10 mm.....		14053	5	1	Decompressor body.....
137	5	1	Washer.....		14054	5	1	Decompressor valve.....
172	3	1	Spark plug size 14 mm. with gasket.....		14055	5	1	Decompressor spring.....
518	5	2	Crankshaft bearing 15 mm. x 42 mm. x 13 mm.....		14056	5	1	Valve link.....
652	5	2	Crankcase assembling bolt.....		14057	5	1	Decompressor spring cup.....
653	5	22	Needle 2.5 mm. x 13.8 mm.....(B)		14058	5	1	Decompressor gasket.....
654	5	2	Crankpin plug.....		14059	5	1	Decompressor bush.....
655	5	2	Crankpin washer.....		14060	2	1	R/H upper engine support.....
656	5	1	Lock nut for engine pulley.....		14061	2	1	L/H upper engine support.....
657	5	4	Cylinder head stud.....		14062	5	1	Decompressor bush seal.....
658	3	2	Gudgeon pin circlips.....(B)		14063	5	1	Upper support pin.....
659	3	2	Piston ring.....		14064	5	1	Lower support pin.....
1046	5	Repair	O/S con rod needle 2.51 mm. x 13.8 mm.....		14065	5	1	Distance piece for upper support pin.....
1047	5	Repair	O/S con rod needle 2.52 mm. x 13.8 mm.....		14066	5	1	Distance piece for lower support pin.....
1048	5	Repair	O/S con rod needle 2.53 mm. x 13.8 mm.....		14067	5	1	Nut for pin.....
14002	1	1	Crankcase complete.....		14068	5	1	Engine number plate.....
14004	5	1	Crankcase gasket.....		14257	3	1	Cast iron cylinder with piston.....
14005	5	4	Cylinder stud.....		14870	Repair	1	1 mm. base thrust plate (for repair only).....
14006	5	1	Stud 7 x 100 x 7 x 125 x 56 mm.....		14957	5	6	Flat washer Ø 7 mm. for crankcase bolt.....(B)
14007	5	2	R/H lower engine support.....					EXHAUST DARK GREY FINISH
14008	5	2	Bolt 7 x 100 x 47 mm.....		10	5	1	Nut of 6 mm. x 100.....
14009	5	1	Crankcase assembling bolt and support with nut.....		14	5	1	Spring washer.....
14010	5	1	Bolt 7 x 100 x 41 mm.....		49	5	1	Silencer bolt.....
14011	3	S.A.	Crankshaft assembly complete (Std. Model), 120 mag.....		675	5	1	Exhaust gasket.....
14012	3	1	Crankshaft half flywheel side, 120 mag.....		676	5	1	Exhaust pipe nut.....
14013	3	1	Crankshaft half pulley side (Std. Model).....		14388	2	1	Exhaust pipe.....
14014	3	S.A.	Crankshaft assembly complete (De Luxe Model with clutch), 120 mag.....		14390	5	1	Silencer clip.....
14015	3	1	Crankshaft half (clutch side De Luxe Model).....		14392	4	1	Silencer complete.....
14020	3	1	Crankpin.....					
14021	3	1	Connecting Rod with bush 13.8 mm.....					

Important Notice—The parts marked "B" are sold in small bags only.

S.A.—Sub-assembly (not illustrated).

All drawings reproduced by courtesy of Messrs. Motobecane, France.

MOBYLETTE ENGINE AV35



Std. Crankshaft complete 14016

Conrod complete 14027

Piston complete 14041

Cylinder complete with Piston 14663

Cylinder Head complete 14949

Decompressor complete 14901

Crank Cases complete 14002

Gasket Set 14018

MOBYLETTE ENGINE AV35

M

FIRST MODEL OF ENGINE WITH HARD CHROME LINED CYLINDER, EQUIPPING MOBYLETTES

Part No.	Group	Quantity per machine	Description	Part No.	Group	Quantity per machine	Description
4	5	8	Flat washer Ø 7 mm.....(B)	14041	3	S.A.	Deflector type piston complete.....
10	5	2	Nut of 6 mm. x 100.....(B)	14042	3	1	Deflector type piston stripped (state number and letter on head)
11	5	7	Nut of 7 mm. x 100.....(B)	14043	3	2	Ring, thickness 3 mm.....(B)
15	5	7	Spring washer of 7 mm.....(B)	14044	5	1	Inlet pipe bent.....
53	5	2	Grooved nail.....(B)	14045	5	1	Inlet pipe gasket.....
59	3	1	Sparkplug gasket.....	14046	5	1	Transfer cover.....
60	5	2	Leakproof gasket.....	14047	5	1	Transfer cover gasket.....
79	5	2	Nut of 5 mm. x 90.....(B)	14048	5	2	Transfer screw 7 mm. x 125.....
92	5	Packing	Thrust washer 1/10 mm.....(B)	14049	5	4	Cylinderhead stud.....
93	5	Packing	Thrust washer 2/10 mm.....(B)	14050	5	1	Cylinderhead gasket.....
94	5	Packing	Thrust washer 3/10 mm.....(B)	14060	5	1	R.H. cylinderhead support.....
172	3	1	Sparkplug size 14 mm. with gasket.....	14061	5	1	L.H. cylinderhead support.....
518	5	2	Crankshaft bearing 15 mm. x 42 mm. x 12 mm.....	14063	5	1	Upper axle fixing engine, with nut.....
652	5	2	Bolt 5 mm. x 90 x 22 mm.....	14064	5	1	Lower axle fixing engine, with nut.....
653	5	22	Needle 2.5 mm. x 13.8 mm.....(B)	14065	5	1	Upper axle distance piece.....
654	5	2	Crankpin plug.....	14066	5	1	Lower axle distance piece.....
655	5	2	Crankpin washer.....	14067	5	2	Axle nut.....
656	5	1	Engine pulley nut.....	14068	5	1	Number plate M.B.....
658	3	2	Gudgeon pin circlips.....(B)	14071	5	1	Decompressor spring.....
796	5	2	Inlet pipe stud.....(B)	14072	5	1	Decompressor cup.....
895	3	2	Blocfor washer of Ø 8 mm.....(B)	14073	5	1	Decompressor valve.....
1046	5	Repair	Needle 2.51 mm. x 13.8 mm.....(B)	14075	5	1	Decompressor valve nut.....
1047	5	Repair	Needle 2.52 mm. x 13.8 mm.....(B)	14077	5	1	Decompressor valve washer.....
1048	5	Repair	Needle 2.53 mm. x 13.8 mm.....(B)	14078	5	1	Decompressor cable securing screw.....
14002	1	1	Engine crankcase with leakproof gaskets.....	14171	3	S.A.	Crankshaft assembly complete (De Luxe Model with clutch)....
14004	5	1	Engine crankcase paper gasket.....	14411	5	2	Manifold stud nut locking tabs..... (B)
14005	5	4	Cylinder stud.....	14663	3	1	Cylinder with matched piston complete (L.H. exhaust).....
14006	5	1	Engine crankcase stud 7 mm. x 100 x 56 mm.....	14899	3	1	Cylinderhead stripped.....
14007	5	2	Lower engine support.....	14901	5	S.A.	Decompressor complete.....
14008	5	2	Bolt 7 mm. x 100 x 47 mm.....	14903	5	1	Decompressor tension screw.....
14009	5	1	Crankcase pillar bolt fixing L.H. chainguard.....	14904	5	1	Tension screw spring.....
14010	5	1	Bolt of 7 mm. x 100 x 41 mm.....	14939	3	S.A.	Cylinderhead with decompressor.....
14013	3	1	Crankshaft weight pulley side (Std. Model).....	14957	5	7	Flat washer of Ø 7 mm. for crankcase bolt.....
14015	3	1	Crankshaft weight clutch side (De Luxe Model).....				
14016	3	S.A.	Crankshaft complete (Std. Model).....				
14017	3	1	Crankshaft weight, flywheel side.....				
14018	2	S.A.	Set of engine gaskets.....	10	5	1	Nut of 6 mm. x 100.....(B)
14020	3	1	Crankpin.....	11	5	1	Nut of 7 mm. x 100.....(B)
14021	3	1	Connecting rod with bush 13.8 mm.....	20	5	1	Flat washer Ø 6 mm.....(B)
14022	5	1	Small end bush.....	49	5	1	Silencer clip bolt 7 mm. x 100 x 25 mm.....
14023	2	1	Engine pulley outer Ø 67 mm.....	675	5	1	Exhaust gasket.....
14027	3	S.A.	Connecting rod complete 13.8 mm.....	14094	1	1	Silencer (light beige) with inspection plate.....
14028	5	1	Cylinder gasket.....	14388	1	1	Exhaust pipe bent.....
14033	3	1	Piston pin, original size.....	14390	5	1	Silencer clip.....
14034	3	Repair	Piston pin, oversized, 1/10 mm.....	14765	5	1	Inspection plate (light beige).....
14035	3	Repair	Piston pin, oversized, 2/10 mm.....	14785	5	1	Exhaust nut.....

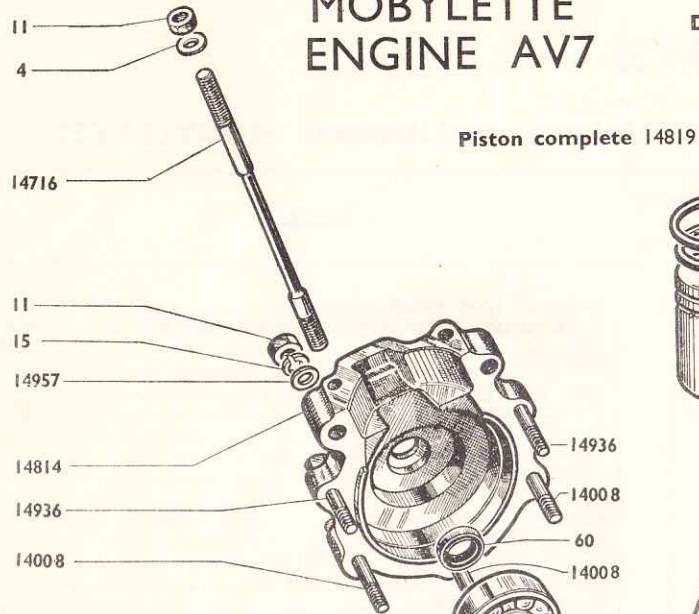
EXHAUST MOUNTED ON LEFT-HAND SIDE

Important Notice—The parts marked "B" are sold in small bags only.

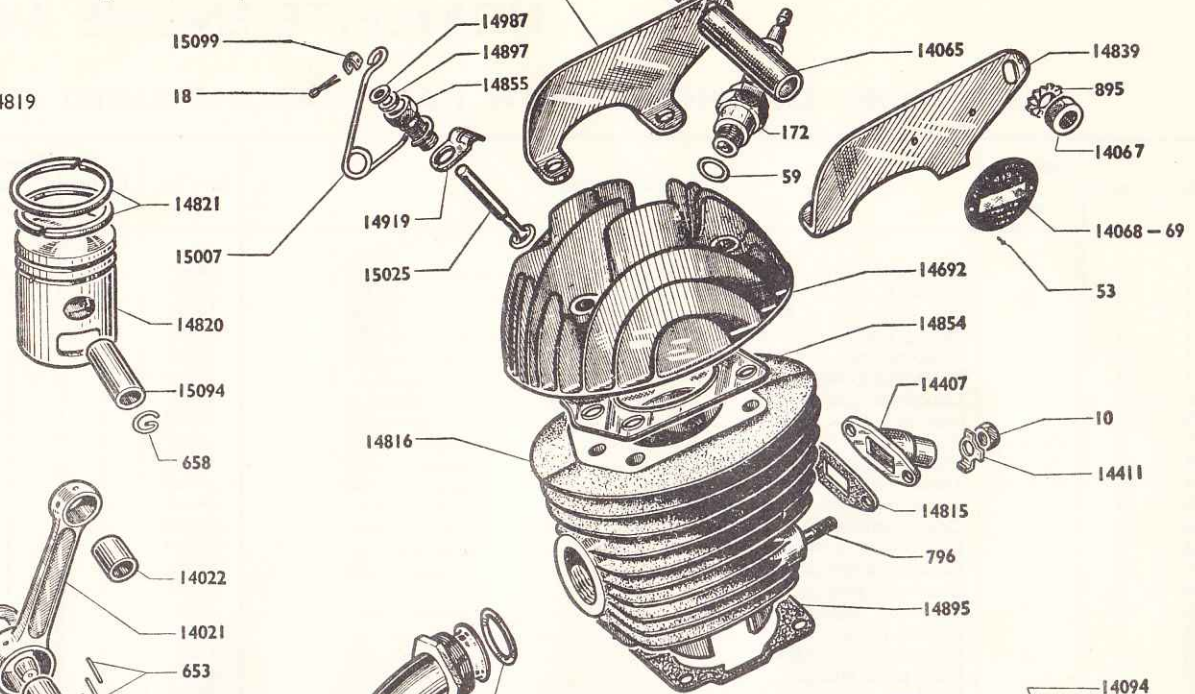
S.A. = Sub-assembly (not illustrated).

All drawings reproduced by courtesy of Messrs. Motobecane, France

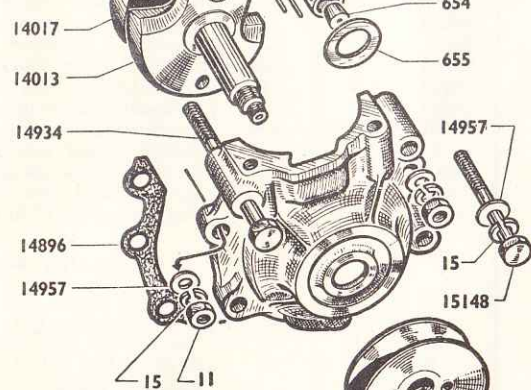
MOBYLETTE ENGINE AV7



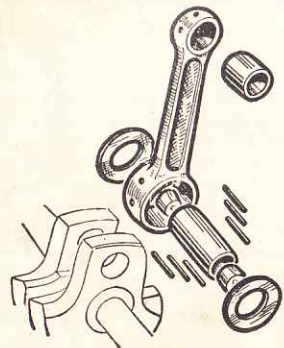
Decompressor complete 14721



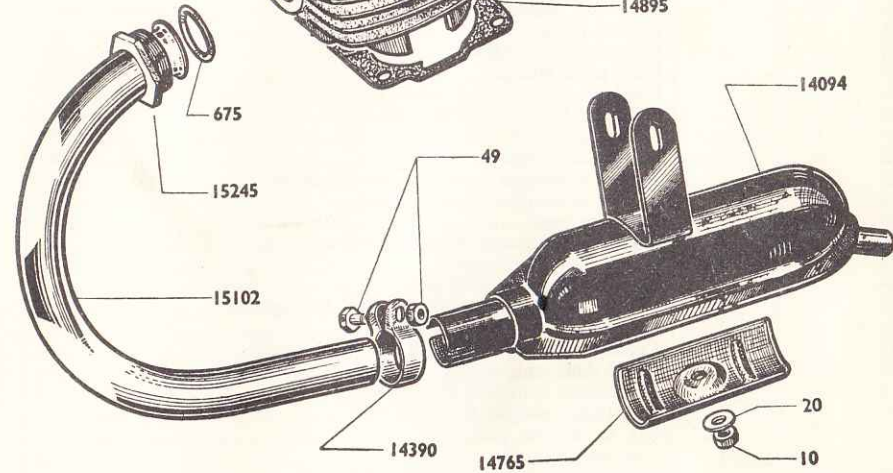
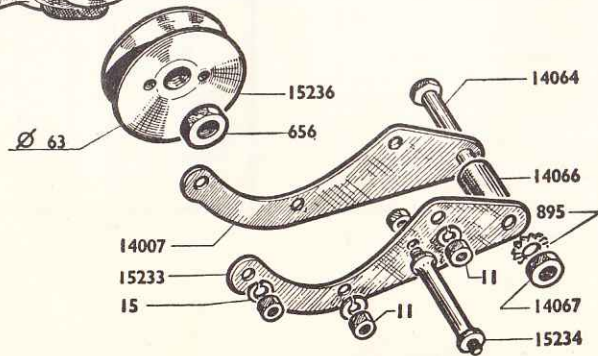
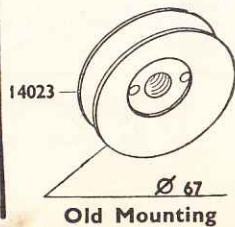
Std. Crankshaft complete 14016



Conrod complete 14027



POULIE MOTEUR



Crank Cases complete 14814

Cylinder complete 14816

Cylinder Head complete 14938

Gasket Set 14832

MOBYLETTE ENGINE AV7

SECOND MODEL OF ENGINE WITH HARD CHROME LINED CYLINDER, EQUIPPING MOBYLETTES

Part No.	Group	Quantity per machine	Description		Part No.	Group	Quantity per machine	Description
4	5	4	Flat washer Ø 7 mm.....(B)		14721	5	S.A.	Decompressor complete.....
10	5	2	Nut of 6 mm. x 100.....(B)		14814	1	1	Engine crankcase with leakproof gaskets mounted.....
11	5	6	Nut of 7 mm. x 100.....(B)		14815	5	1	Inlet pipe gasket.....
15	5	6	Spring washer of 7 mm.....(B)		14816	3	1	Double transfer cylinder with matched piston complete (central exhaust).....
18	5	1	Decompressor pin.....					
53	5	2	Grooved nail.....(B)		14819	3	S.A.	Flat piston complete (state number and letter on head).....
59	3	1	Sparkplug gasket.....		14820	3	1	Piston stripped with gudgeon pin.....
60	5	2	Leakproof gasket.....		14821	3	2	Ring, width 2 mm.....(B)
92	5	Packing	Thrust washer 1/10 mm.....(B)		14832	2	S.A.	Set of engine gaskets.....
93	5	Packing	Thrust washer 2/10 mm.....(B)		14838	5	1	R.H. cylinderhead support.....
94	5	Packing	Thrust washer 3/10 mm.....(B)		14839	5	1	L.H. cylinderhead support.....
172	3	1	Sparkplug 14 mm. with gasket.....		14854	5	1	Cylinderhead gasket.....
518	5	2	Crankshaft bearing 15 mm. x 42 mm. x 13 mm.....		14855	5	1	Decompressor body.....
653	5	22	Needle 2.5 mm. x 13.8 mm.....(B)		14895	5	1	Cylinder gasket.....
654	5	2	Crankpin plug.....		14896	5	1	Engine crankcase gasket.....
655	5	2	Crankpin washer.....		14897	5	1	Decompressor valve gasket.....
656	5	1	Engine pulley nut.....		14919	4	1	Anchoring lug.....
658	3	2	Gudgeon pin circlips.....(B)		14934	5	1	Bolt of 7 mm. x 100 x 70 mm.....
796	5	2	Inlet pipe stud.....(B)		14936	5	2	Bolt of 7 mm. x 100 x 30 mm.....
895	3	2	Blocfor washer of Ø 8 mm.....(B)		14938	3	S.A.	Cylinderhead with decompressor fitted.....
1046	5	Repair	Needle 2.51 mm. x 13.8 mm.....(B)		14957	5	7	Flat washer Ø 7 mm. for crankcase bolt.....
1047	5	Repair	Needle 2.52 mm. x 13.8 mm.....(B)		14987	5	1	Valve gasket washer.....
1048	5	Repair	Needle 2.53 mm. x 13.8 mm.....(B)		15007	5	1	Decompressor spring.....
14007	5	1	R.H. lower engine support.....		15025	5	1	Decompressor valve.....
14008	5	3	Bolt 7 mm. x 100 x 47.....		15094	3	1	Piston pin original size.....
14013	3	1	Crankshaft weight pulley side.....		15095	3	Repair	Piston pin oversized 1/10.....
14015	3	1	Crankshaft weight clutch side.....		15096	3	Repair	Piston pin oversized 2/10.....
14016	3	S.A.	Crankshaft complete (Std. Model).....		15099	5	1	Valve Link.....
14017	3	1	Crankshaft weight, flywheel side.....		15148	5	1	Screw of 7 mm. x 125 x 45 mm.....
14020	3	1	Crankpin.....		15233	5	1	L.H. lower engine support (with hole for pillar bolt).....
14021	3	1	Connecting rod with bush 13.8 mm.....		15234	5	1	Pillar bolt fixing L.H. chainguard.....
14022	5	1	Small end bush.....		15236	5	1	Engine pulley outer Ø 63 mm. (new mounting).....
14023	2	1	Engine pulley outer Ø 67 mm. (former mounting).....					
14027	3	S.A.	Connecting rod complete 13.8 mm.....					STRAIGHT CENTRAL EXHAUST
14063	5	1	Upper axle fixing engine, with nut.....		10	5	1	Nut of 6 mm. x 100.....(B)
14064	5	1	Lower axle fixing engine, with nut.....		11	5	1	Nut of 7 mm. x 100.....(B)
14065	5	1	Upper axle distance piece.....		20	5	1	Flat washer Ø 6 mm.....(B)
14066	5	1	Lower axle distance piece.....		49	5	1	Silencer clip bolt 7 mm. x 100 x 25 mm.....
14067	5	2	Axle nut.....		675	5	1	Exhaust gasket.....
14068	5	1	Number plate M.B.....		14094	1	1	Silencer (light beige) with inspection hole.....
14171	3	S.A.	Crankshaft assembly complete (De Luxe Model with clutch)....		14390	5	1	Silencer clip.....
14407	5	1	Inlet pipe.....		14765	5	1	Inspection plate (light beige).....
14411	5	2	Pipe locking tabs.....(B)		15102	1	1	Exhaust pipe (straight).....
14692	3	1	Cylinderhead stripped.....		15245	5	1	Exhaust nut.....
14716	5	4	Stud holding cylinder and cylinderhead.....					

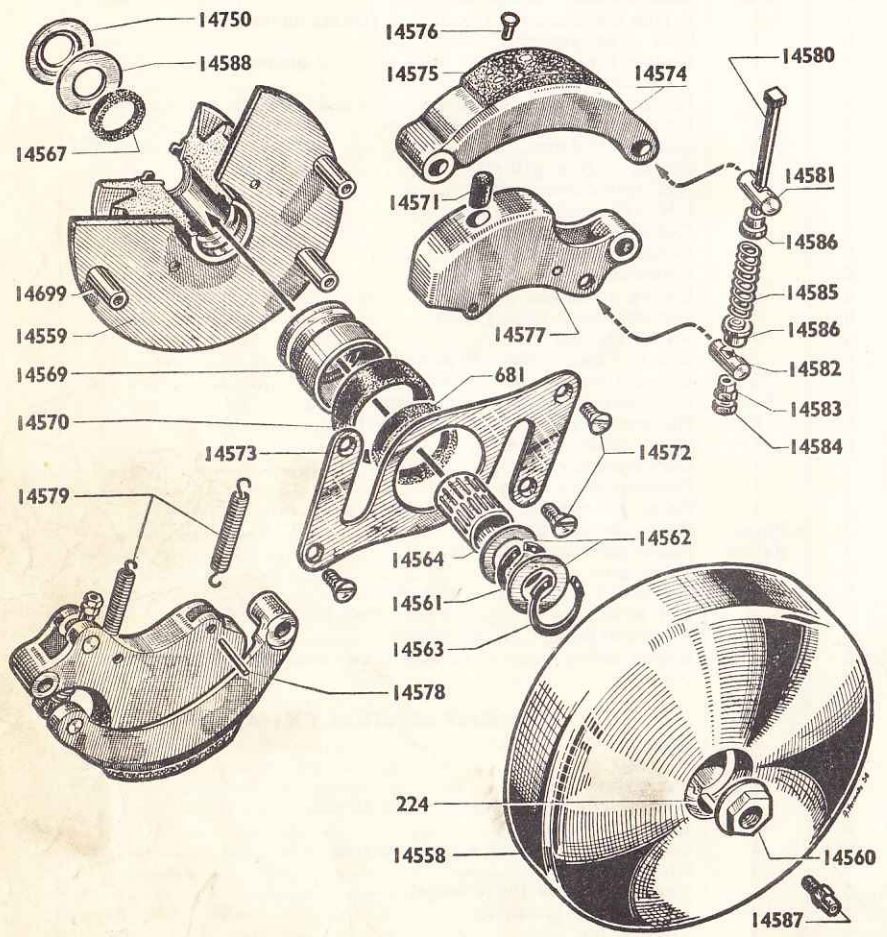
Important Notice—The parts marked "B" are sold in small bags only.

S.A. = Sub-assembly (not illustrated).

All drawings reproduced by courtesy of Messrs. Motobecane, France.

MOBYLETTE DE LUXE MODEL

Centrifugal Clutch complete 14557



AUTOMATIC CLUTCH

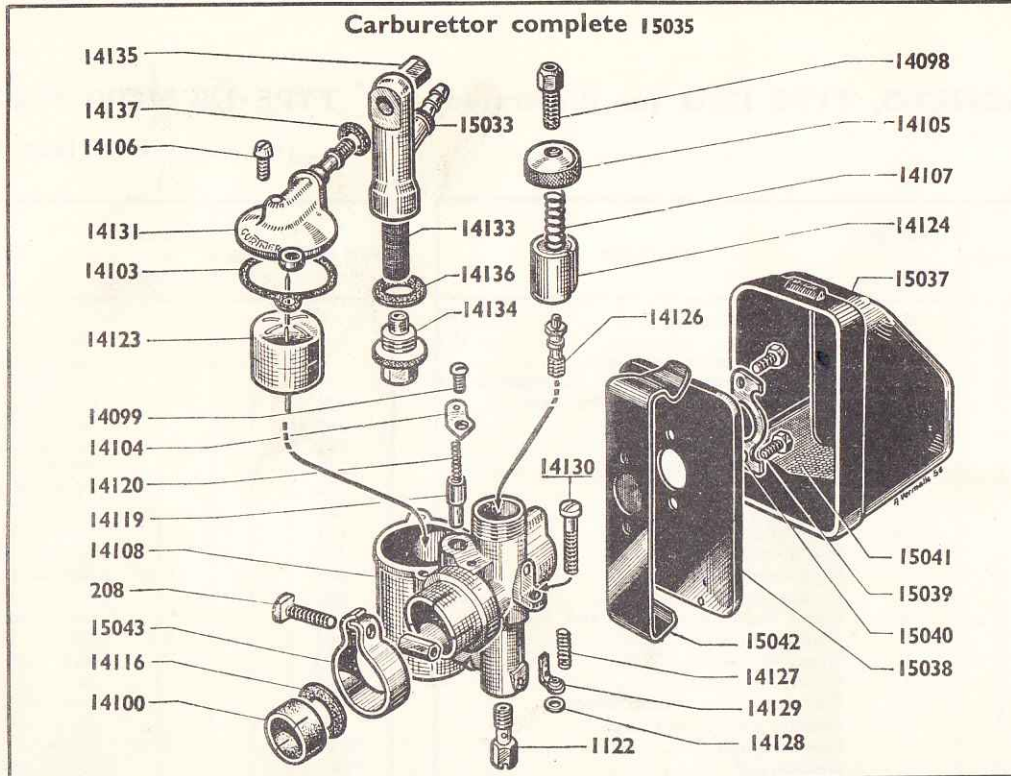
Part No.	Group	Quantity per machine	Description
224	5	1	Hub key.....
681	5	1	Clutch outer felt.....
14469	2	S.A.	Mechanism complete with needle cartridge.....
14557	2	S.A.	Clutch complete.....
14558	2	1	Drum and hub assembled.....
14559	2	1	Flange with hub, pulley and small columns.....
14560	2	1	Clutch locking nut.....
14561	2	1	Outer circlip Ø 15 mm.....
14562	5	2	Washer
14563	2	1	Inner circlip Ø 22 mm.....
14564	5	1	Needle cartridge.....
14567	5	1	Clutch inner felt.....
14569	2	1	Oil deflector.....
14570	5	1	Clutch riser inner stop.....
14571	5	2	Clutch riser outer stop.....
14572	5	4	Clutch check flange screw 4 mm. x 75.....
14573	2	1	Plate flange.....
14574	2	2	Clutch jaw with lining.....
14575	2	2	Ferodo lining.....
14576	5	6	Jaw rivet.....
14577	2	2	Clutch riser.....
14578	2	4	Axle of clutch riser spring.....
14579	5	2	Spring of clutch riser.....
14580	2	2	Spring axle.....
14581	2	2	Jaw spring axle.....
14582	2	2	Axle of the riser spring.....
14583	2	2	Spring nut.....
14584	2	2	Spring lock nut.....
14585	5	2	Spring
14586	2	4	Spring cup
14587	5	1	Grease nipple.....
14588	5	1	Washer behind felt.....
14699	2	4	Little column to be rivetted, inner threading 4 mm. x 75.....
14750	5	1	Clutch inner dirt deflector 8/10
14931	5	Packing	Clutch thrust washer 10/100.....
14932	5	Packing	Clutch thrust washer 25/100.....
14933	5	Packing	Clutch thrust washer 40/100.....

Important Notice—The parts marked "B" are sold in small bags only.

S.A. = Sub-assembly (not illustrated)

MOBYLETTE STD. AND DE LUXE

EARLY TYPE GURTNER CARBURETTOR (up to 1955)—Continued



Part No.	Group	Quantity per machine	Description
14111	3	1	Sprayer
14112	3	1	Air cleaner body.....
14113	3	1	Air filtering material.....
14114	3	1	Float chamber cover.....
14115	3	1	Air cleaner plate.....
14116	3	1	Insulating washer.....
14117	3	1	Filtering cup.....
14118	3	1	Air cleaner screw.....
14119	3	1	Choke valve.....
14120	3	1	Choke spring.....
14121	3	S.A.	Air cleaner complete.....

LATE TYPE GURTNER CARBURETTOR (as illustrated)

Part No.	Group	Quantity per machine	Description
208	3	1	Bolt of carburettor clip.....
1120	3	1	Jet size 20.....
14098	3	1	Chamber cap tension screw.....
14099	3	1	Choke cover screw.....
14100	3	1	Insulation ring.....
14103	3	1	Float chamber cover gasket.....
14104	3	1	Choke cover.....
14105	3	1	Chamber cap.....
14106	3	2	Float chamber cover screw.....
14107	3	1	Throttle spring.....
14108	3	1	Carburettor body.....
14116	3	1	Insulation washer.....
14119	3	1	Choke valve.....
14120	3	1	Choke valve spring.....
14123	3	1	Float.....
14124	3	1	Throttle
14126	3	1	Sprayer
14127	3	1	Idling thrust spring.....
14128	3	1	Idling thrust washer.....
14129	3	1	Idling thrust.....
14130	3	1	Idling thrust screw.....
14131	3	1	Float chamber cover.....
14133	3	1	Decanting bowl filter.....
14134	3	1	Filter plug.....
14135	3	1	Horizontal plug.....
14136	3	1	Decanting gasket washer.....
14137	3	1	Upper gasket of decanting filter.....
15032	3	S.A.	Decanting filter complete.....
15033	3	1	Filter body.....
15035	3	S.A.	Carburettor complete AR. 10 DSF.....
15036	3	S.A.	Bakelite air intake silencer complete.....
15037	3	1	Bakelite cap for silencer.....
15038	3	1	Intake silencer lid.....
15039	3	2	Screw holding cap.....
15040	3	1	Screw tab plate.....
15041	3	1	Silencer wire mesh.....
15042	3	1	Spring plate for silencer lid.....
15043	3	1	Carburettor clip.....

EARLY TYPE GURTNER CARBURETTOR (up to early 1955)

Part No.	Group	Quantity per machine	Description
9	3	1	Nut
199	3	1	Carburettor body.....
1119	3	1	Jet size 19
1120	3	1	Jet size 20.....
1121	3	1	Jet size 21.....
1122	3	1	Jet size 22.....
14098	3	1	Cable adjuster.....
14099	3	1	Choke cover screw.....
14100	3	1	Fibre bush.....
14101	3	1	Float.....
14102	3	1	Throttle slide.....
14103	3	1	Float cover gasket.....
14104	3	1	Choke cover plate.....
14105	3	1	Screw top.....
14106	3	2	Float cover screw.....
14107	3	1	Throttle spring.....
14109	3	1	Air cleaner cover.....
14110	3	1	Air cleaner assembly stud.....

Important Notice—The parts marked "B" are sold in small bags only.

S.A.=Sub-assembly (not illustrated).

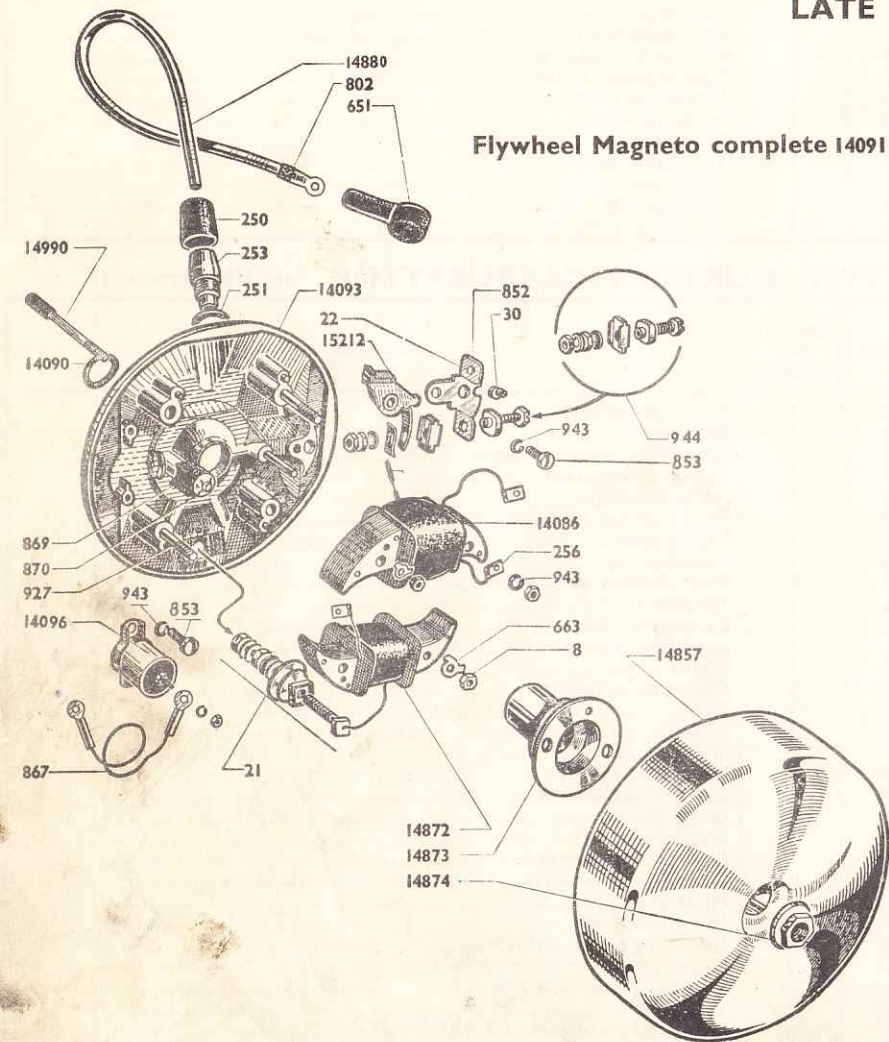
All drawings reproduced by courtesy of Messrs. Motobecane, France.

MOBYLETTE STD. AND DE LUXE

LATE TYPE MAGNETO, TYPE I20U (as illustrated)

TYPE I20 NOVI MAGNETO

(in use up to late 1955)



Part No.	Group	Quantity per machine	Description
8	3	2	Stator securing nut.....(B)
2	3	1	Earth spring.....(B)
21	3	1	Lighting terminal complete.....
22	3	2	Tungsten contact point to be rivetted (B)
30	3	1	Contact adjusting eccentric cam.....
250	3	1	Wire socket cap.....
251	3	1	Wire socket gasket.....
253	3	1	Wire socket stripped.....
256	3	2	Coil shell.....
651	3	1	Spark plug cover.....
661	3	S.A.	Wire socket complete.....
663	3	2	Stator locking tab.....
802	3	1	High tension lead.....
852	3	1	Breaker support.....
853	3	3	Screw fixing condenser and breaker.....
867	3	1	Connecting wire.....
869	3	1	Greasing felt.....
870	3	1	Quikies washer.....
927	3	2	Gudgeon fixing coil on stator.....
943	3	5	Grower washer Ø 4 mm.....
944	3	1	Pawl attachment.....
14086	3	1	Ignition coil.....
14090	5	1	Flywheel leakproof washer.....
14091	1	S.A.	Flywheel magneto complete.....
14092	1	S.A.	Stator complete.....
14093	1	1	Stator stripped.....
14096	3	1	Condenser.....
14857	1	1	Rotor.....
14872	3	1	Lighting coil.....
14873	3	1	Cam.....
14874	3	1	Flywheel lock nut.....
14880	3	1	High tension lead with shell.....
14990	3	2	Stator stud.....
15015	1	S.A.	Flywheel magneto complete with coil.....
15211	3	S.A.	Contact breaker assembly complete.....
15212	3	1	Pawl.....

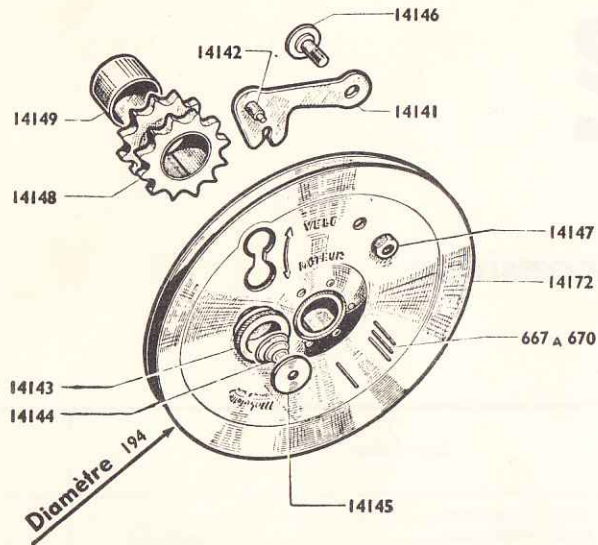
Part No.	Group	Quantity per machine	Description
2	3	1	Spring.....
8	3	2	Nut for stator fixing stud.....
21	3	1	Lighting terminal complete.....
22	3	1	Contact point rivet.....
248	3	1	Set screw with nut.....
250	3	1	Rubber cover.....
251	3	1	Washer.....
253	3	1	Terminal stripped.....
256	3	2	Wire end.....
651	3	1	Spark plug cover.....
660	3	1	Contact breaker pawl.....
661	3	S.A.	H.T. lead complete.....
662	3	2	Stator fixing stud.....
663	3	2	Lock washer.....
664	3	S.A.	Contact breaker complete.....
802	3	1	H.T. lead end.....
853	3	3	Screw.....
867	3	1	Condenser wire.....
943	3	5	Spring washer Ø 4.....
14088	3	1	Magneto cam (two pin).....
14081	1	1	Rotor complete.....
14082	1	1	Stator plate complete.....
14085	3	1	Condenser.....
14086	3	1	H.T. coil.....
14087	3	1	Lighting coil.....
14088	3	1	Distance washer (two hole).....
14089	3	1	Flywheel lock nut.....
14090	5	1	Flywheel tightness washer.....
14880	3	1	H.T. lead and end.....

Important Notice—The parts marked "B" are sold in small bags only.

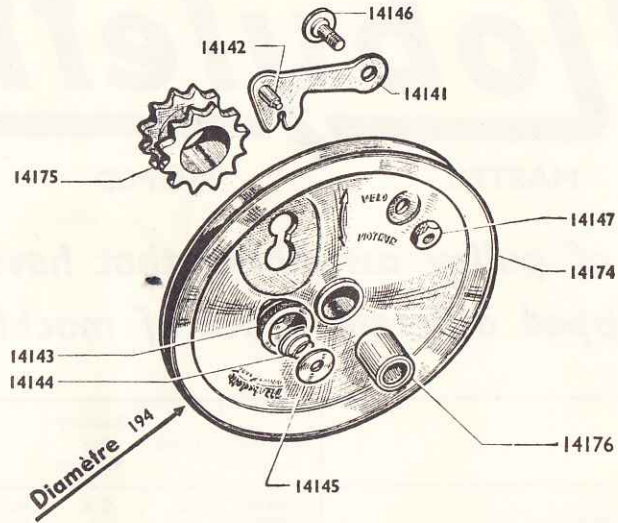
S.A.=Sub-assembly (not illustrated).

MOBYLETTE PULLEY ASSEMBLY

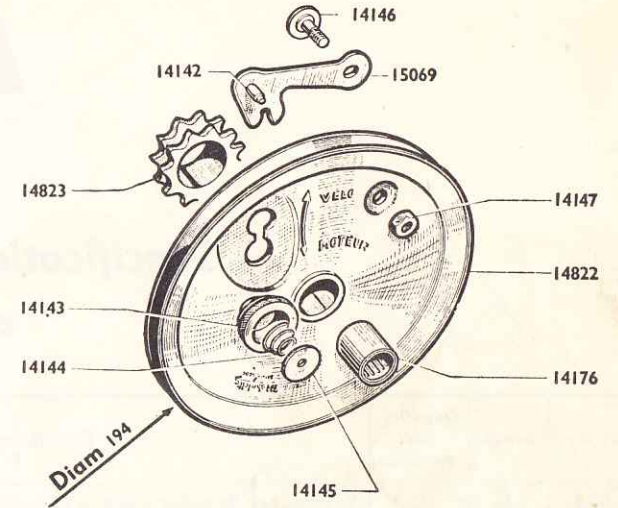
MOBYLETTE
Std. and De Luxe Model, 1954. 1st Series.



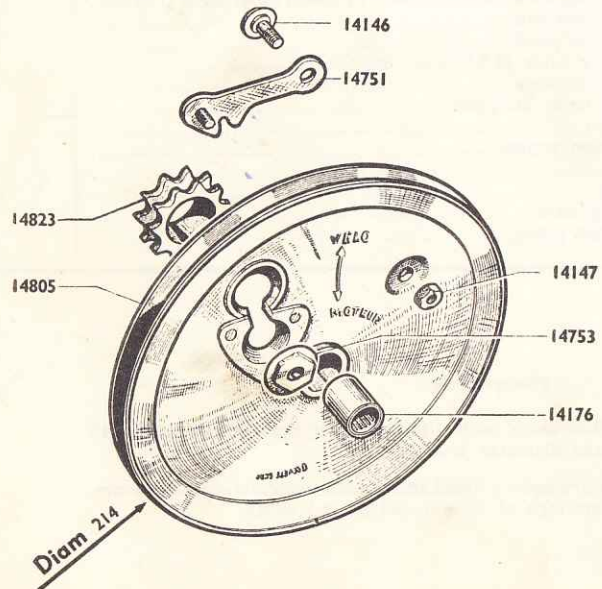
MOBYLETTE
Std. and De Luxe Model. 2nd Series.



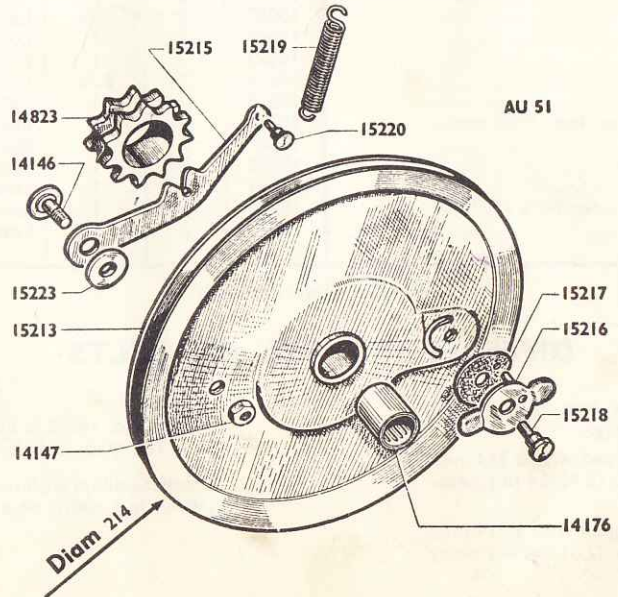
MOBYLETTE
Std. and De Luxe Model. 3rd Series.



MOBYMATIC. 1st Series.



**MOBYLETTE Std. and De Luxe, 4th Series, and
MOBYMATIC, 2nd Series.**



SEE OVER FOR SPECIFICATION PART Nos.
AND DESCRIPTION →

Mobylette

MASTER

MOPED

Specifications of pulley assemblies that have successively equipped different types of machines

Part No.	Group	Quantity per machine	Description	Part No.	Group	Quantity per machine	Description
667	5	20	Bracket needle roller 3 mm. x 23.8 mm.....	14459	2	S.A.	Pulley lock lever complete.....
668	5		Bracket needle roller oversized 3.02 mm. x 23.8 mm.....	14751	2		Pulley lock lever with axle.....
669	5		Bracket needle roller oversized 3.03 mm. x 23.8 mm.....	14753	2		Lever conical nut.....
670	5		Bracket needle roller oversized 3.05 mm. x 23.8 mm.....	14805	2		Bracket pulley outer Ø 214 mm., hub 29 mm.....
14141	2		Lock lever stripped.....	14822	2		Bracket pulley outer Ø 194 mm., hub 29 mm.....
14142	2		Lock button axle.....	14823	2		Transmission sprocket without bush, 11 teeth, inner bore Ø 29 mm.
14143	2		Lock button.....	15068	2	S.A.	Lock lever complete.....
14144	5		Button spring.....	15069	2		Lock lever stripped.....
14145	5		Axle washer.....	15213	2		Bracket pulley outer Ø 214 mm., hub 29 mm.....
14146	2		Lock lever axle.....	15214	2	S.A.	Lock lever complete.....
14147	2		Lock lever axle nut.....	15215	2		Pulley lock lever stripped.....
14148	2		Transmission sprocket with bush, 12 teeth, inner bore Ø 28 mm....	15216	2		Lever button.....
14149	5		Sprocket bush.....	15217	2		Button friction washer.....
14172	2		Bracket pulley outer Ø 194 mm., hub 28 mm.....	15218	2		Spindle.....
14174	2		Bracket pulley outer Ø 194 mm., hub 31 mm.....	15219	2		Lever spring.....
14175	2		Transmission sprocket without bush, 12 teeth, inner bore Ø 31 mm.	15220	2		Lever spring axle.....
14176	5		Needle cartridge.....	15223	2		Lever distance piece.....

S.A. = Complete Assembly

DIFFERENT TYPES OF BELTS

Standard and De Luxe Mobylette

1. Belt No. 14159 is fitted on Mobylettes equipped with a 194 mm. (7.41/64 in.) outer diameter bracket pulley, without automatic gear change.
2. Belt No. 15238 is fitted on Standard and De Luxe Models equipped with a 214 mm. (8.27/64 in.) outer diameter bracket pulley and with a 67 mm. (2.41/64 in.) outer diameter engine pulley.
3. Belt No. 15237 is fitted on Standard and De Luxe Models equipped with a 214 mm. (8.27/64 in.) outer diameter bracket pulley and with a 63 mm. (2.31/64 in.) outer diameter engine pulley.

Mobymatic

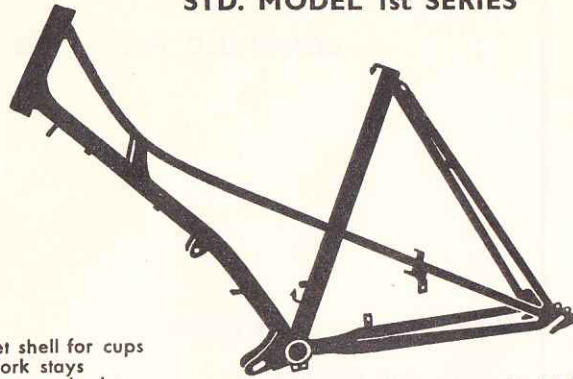
4. Belt No. 14756 is fitted on Mobymatic with automatic gear change, equipped with a 214 mm. (8.27/64 in.) outer diameter bracket pulley.

Bracket pulleys with needle cage are equally fitted either with two cartridges of 12 mm. (30/64 in.) width or a single cartridge of 25 mm. (63/64 in.) width.

MOBYLETTE FRAMES

DETAILS OF FRAMES USED
ON DIFFERENT STD. AND
DE LUXE MODELS


STD. MODEL 1st SERIES



Bracket shell for cups
Rear fork stays
Caliper type brake

Colour night grey N° 14184


DE LUXE MODEL 1st SERIES



Bracket shell for cups
Rear fork stays
Arm for rear internal expanding brake

Colour night grey N° 15114

STD. MODEL 2nd SERIES



Bracket shell for bushes
Rear fork stays
Rear caliper type brake

Colour night grey N° 14952


DE LUXE MODEL 2nd SERIES



Bracket shell for cups
Rear fork stays
Arm for rear internal expanding brake
Propstand support

Colour night grey N° 15115


STD. MODEL 3rd SERIES



Bracket shell for bushes
Straight tube
Without rear fork stays

GIVEN UP MODEL
Replaced by N° 14188
Head tube 19
night grey N° 14186
Head tube 21 night grey N° 14951

DE LUXE MODEL 3rd SERIES




Bracket shell for cups
Rear fork stays
Arm for rear internal expanding brake
Propstand support

Colour night grey N° 15116

All drawings reproduced by permission of Messrs. Motobecane, France

SEE OVER FOR LATER MODELS →

STD. MODEL 4th SERIES



Colour night grey N° 14188

Bracket shell for bushes
Rear caliper type brake
Without rear fork stays


DE LUXE MODEL 4th SERIES



Colour light beige N° 14194
Colour night grey N° 15117

Bracket shell for bushes
Without rear fork stays
Arm for rear internal expanding brake

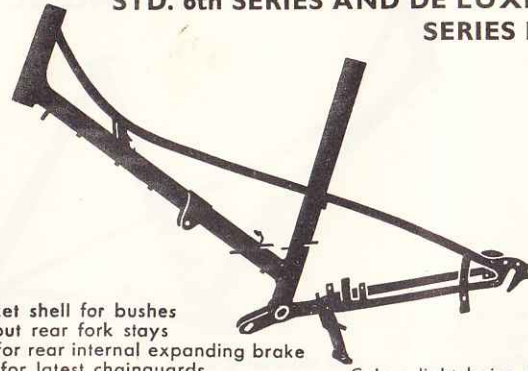
STD. MODEL 5th SERIES



Colour night grey N° 14871
Colour light beige N° 14770

Bracket shell for bushes
Without rear fork stays
Arm for rear internal expanding brake

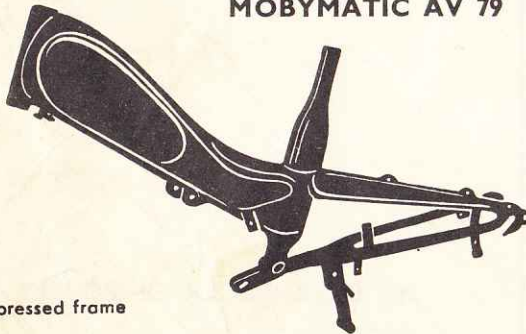
STD. 6th SERIES AND DE LUXE 5th SERIES MODEL



Colour light beige N° 15084

Bracket shell for bushes
Without rear fork stays
Arm for rear internal expanding brake
Lugs for latest chainguards
Fork ends for rear wheel adjustment

**SUPER DE LUXE AV 76
MOBYMATIC AV 79**



Colour blue No. 15501

Steel pressed frame

MOBYMATIC 1957 AV 78



Colour blue No. 15650

Steel pressed frame with end for rear suspension

CONTINUED FROM PAGE M 12

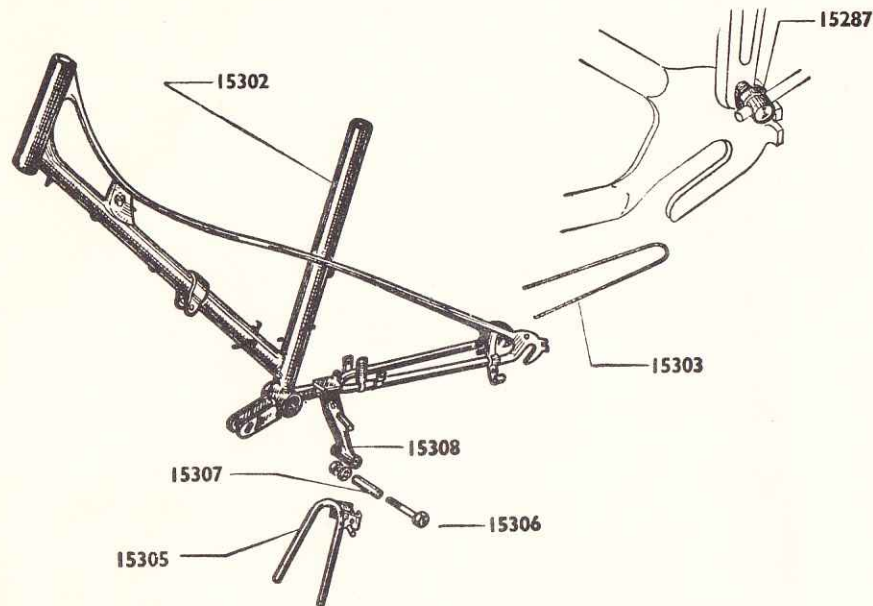
When ordering please quote:

1. Full description.
2. Colour.
3. Part No.

Frames, if bent due to accident, are not able to be straightened by our workshops.—Motor Imports Co. Ltd.

All drawings reproduced by permission of Messrs. Motobecane, France

MOBYLETTE STANDARD AND DE LUXE MODEL



All drawings reproduced by special permission of Messrs. Motobecane.

FRAME

(Standard 7th Series and De Luxe 6th Series)

Stand, Rear Mudguard Stay and Special Fixings used on this frame

Part No.	Group	Quantity per machine	Description
15287	5	2	Stay pin 6 x 100 x 35 fixing rear mudguard and carrier stay...
15302	1	1	Frame (Light Beige).....
15303	1	1	Mudguard stay.....
15305	1	1	Centre stand.....
15306	5	1	Stand bolt.....
15307	5	1	Spacing bush.....
15308	1	1	Stand support.....
			<i>The same spring used as previously.....</i>

PEDAL ASSEMBLY (For details of pulleys and belts, see pages M10 and M11)

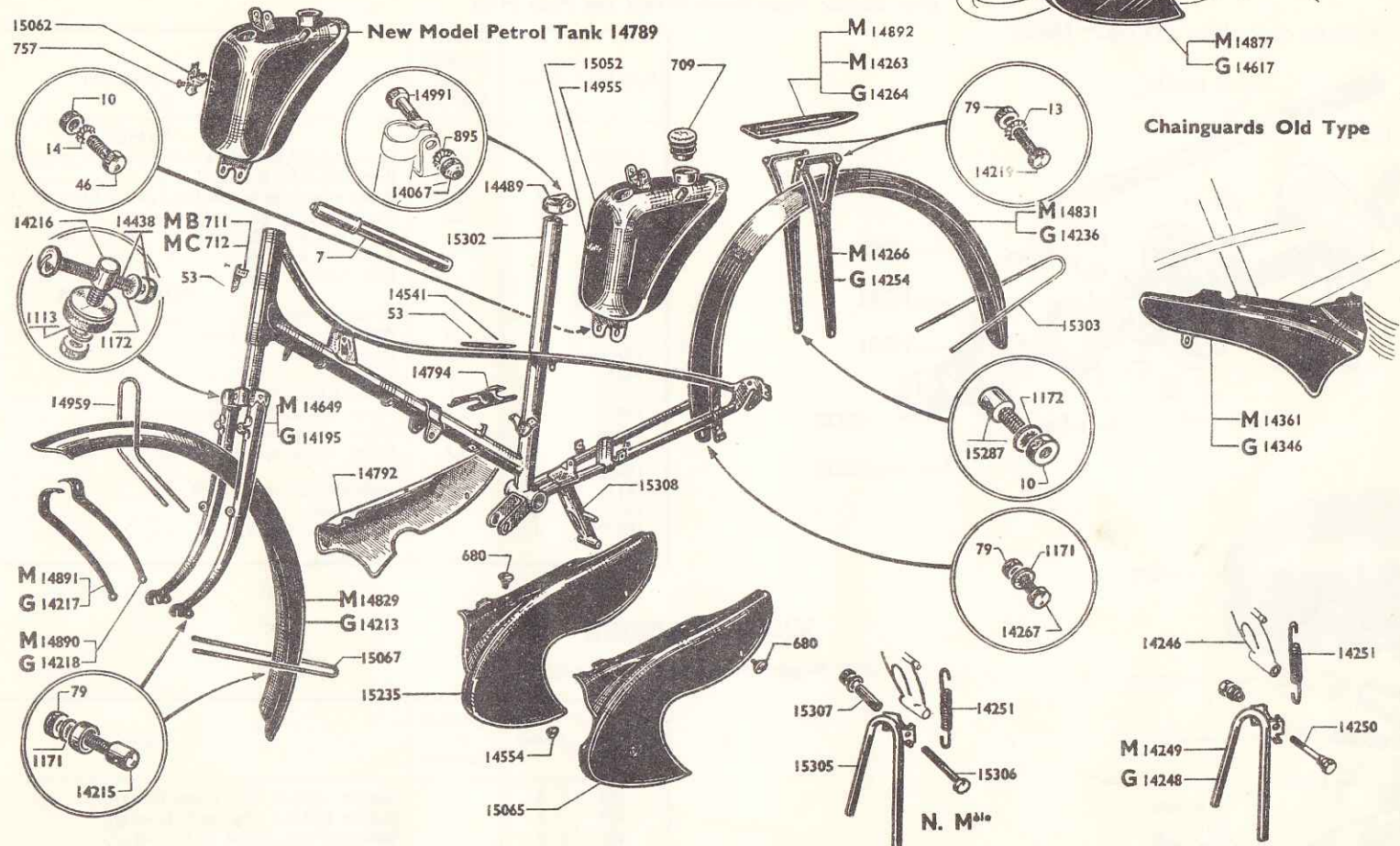
Part No.	Group	Quantity per machine	Description
6	5	2	Crank cotter pin with nut.....
34	5	1	Axle grease nipple.....
223	5	22	Ball 0.25 in. (1954 ball and cup bottom bracket).....
14139	4	1	Pedals 1 pair.....
14156	4	1	Pulley oil deflector cap.....
14157	2	1	Sprocket felt (1st series pulley only).....
14158	5	3	Circlips for axle.....
14160	4	1	Bracket axle old type (1954 cup and ball bottom bracket)...
14161	4	1	Right-hand bracket cup (1954 cup and ball bottom bracket)
14162	4	1	Left-hand bracket cup with nut (1954 cup and ball bottom bracket).....
14164	4	1	Left-hand crank (straight type Standard Model).....
14170	5	1	Bracket clamping bolt (1954 cup and ball bottom bracket)...
14177	5	1	Interior spacing washer right-hand side 10/10.....
14178	4	1	Bottom bracket axle.....
14179	5	2	Bottom bracket bush.....

Part No.	Group	Quantity per machine	Description
14180	4	1	Right-hand crank (old model detachable from sprocket)...
14181	5	1	Grease nipple under bottom bracket (cranked).....
14182	5	1	Spacing bush between crank and pulley.....
14183	4	1	Left-hand crank (bent type De Luxe Model).....
14659	4	2	Screw in pedal cap.....
14743	4	1	Chainwheel with attached crank (38 teeth).....
14863	5	R	Spacing washer 1/10.....
14864	5	R	Spacing washer 2/10.....
14865	5	R	Spacing washer 3/10.....
14996	5	R	Outside pulley spacing washer 5/10.....
14998	5	1	Outside pulley spacing washer 10/10.....
14999	5	1	Interior sprocket washer 23/10.....
15000	5	R	Left-side inner spacing washer 18/10.....
15001	5	1	Left-side inner spacing washer 8/10.....
15450	4	1	Chain wheel with attached crank (32 teeth).....

R = Repair only.

MOBYLETTE STANDARD AND DE LUXE MODEL

MUDGUARDS—LUGGAGE CARRIER—CHAINGUARDS—FRAME FITTINGS



S.A.—Sub-assembly complete

(Parts extra to those detailed on Page M15)

All drawings reproduced by permission of Messrs. Motobecane.

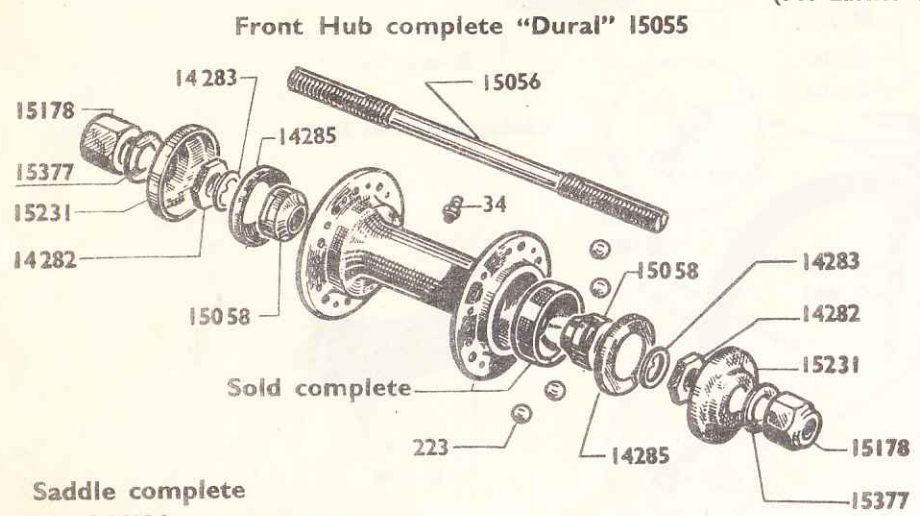
Part No.	Group	Quantity per machine	Description
1113	5	1	Shake proof washer Ø 7.....
1171	5	9	Shake proof washer Ø 5.....
1172	5	3	Shake proof washer Ø 6.....
14217	1	—	Front mudguard stay (pressed old type) Night Grey right-hand
14218	1	—	Front mudguard stay (pressed old type) Night Grey left-hand
14248	1	—	Centre stand Night Grey.....
14249	1	—	Centre stand Light Beige.....
14438	5	1	Bolt and nut through fork fixing mudguard bolt 6 x 100 x 40

Part No.	Group	Quantity per machine	Description
14649	1	—	Front fork L=210 Light Beige.....
15067	1	1	Lower front mudguard stay latest type.....
15076	5	6	Screws for chaincase (with round heads latest type).....
15081	5	2	Chaincase transfer (Mobylette).....
15082	5	1	Petrol tank transfer (Castrol).....
15287	5	2	Eyebolt fixing mudguard and carrier stay AR 6 x 100 x 35 latest type.....
15303	1	1	Rear mudguard stay latest type.....

MOBYLETTE STANDARD AND DE LUXE MODEL

FRONT WHEEL AND HUB From late 1957

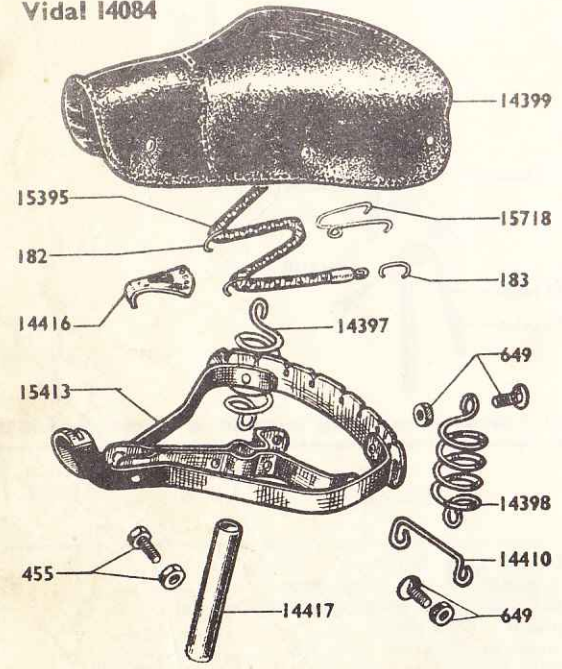
(For Earlier Type Front Wheel see Page M16)



Part No.	Group	Quantity per Machine	Description
WHEEL			
14269	1	S.A.	Front wheel complete without tyre (state Hub 15055).....
14270	1	1	Rim 600 x 50 B.....
14271	4	36	Front wheel spoke L=251.5 gauge 12 butted end 13 with nipple.....
14272	4	36	Spoke nipple gauge 13.....
14273	1	1	Tyre 600 x 50 B.....
14274	1	1	Tube 600 x 50 B.....
14275	5	1	Rim tape.....
DURAL HUB			
34	5	1	Grease nipple.....
223	5	20	Ball 0.25 in. (6.35 mm.).....
14282	4	2	Lock nut.....
14283	4	2	Washer.....
14285	4	2	Bearing Seal Ø 29.5.....
15055	4	S.A.	Front wheel hub complete.....
15056	4	1	Front wheel spindle Ø 9.5.....
15057	4	S.A.	Front wheel spindle complete Ø 9.5.....
15058	4	2	Cone.....
15178	4	2	Hub spindle nut Ø 9.5.....
15231	4	2	Dust cap.....
15377	4	2	Washer Ø int. 9.5.....

VIDAL SADDLE

(For Reydel Saddle see Page M20)



Part No.	Group	Quantity per Machine	Description
182	5	4	Saddle rubber clip front (long).....
183	5	2	Saddle rubber clip back (short).....
455	5	1	Bolt and nut (front of frame).....
649	5	4	Bolt and nut (fixing rear linking wire).....
14084	1	S.A.	Vidal saddle complete.....
14397	5	1	Saddle spring right-hand.....
14398	5	1	Saddle spring left-hand.....
14399	1	1	Saddle cover.....
14410	5	1	Back linking wire L=90 mm.....
14416	5	1	Front fixing plate.....
14417	5	1	Saddle tube without step (Ø 25.5).....
15395	5	1	Saddle elastic (one piece).....
15413	1	1	Saddle frame bare.....
15718	5	3	Clip for saddle elastic (double).....

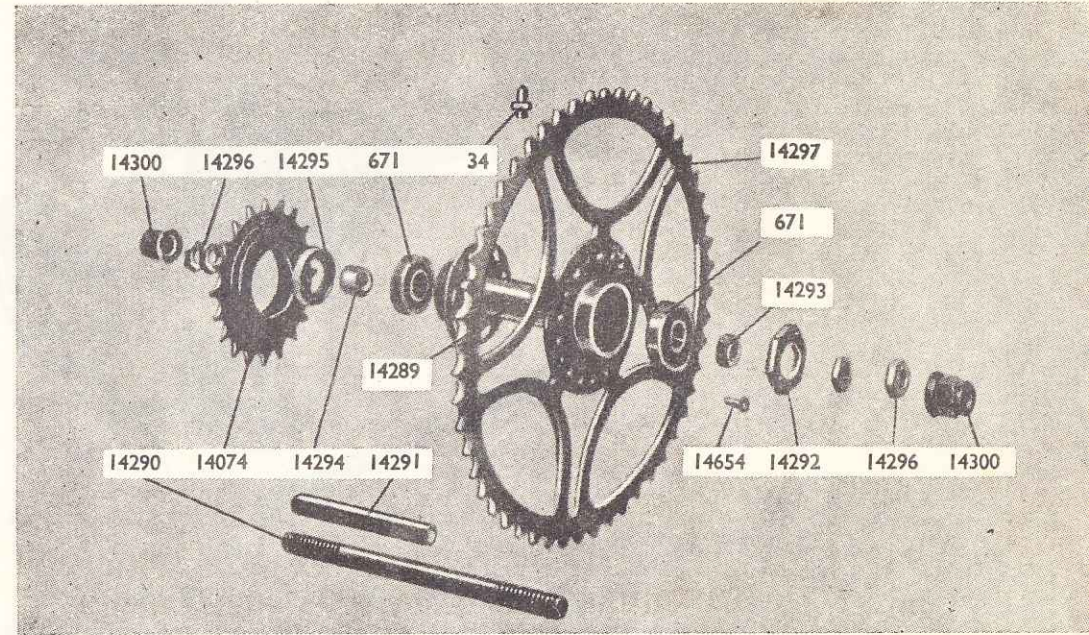
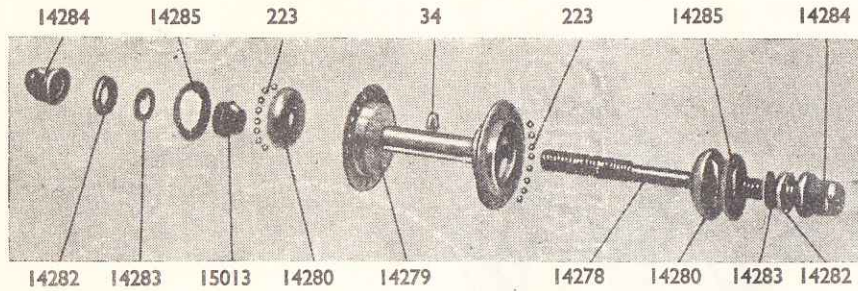
All drawings reproduced by permission of Messrs. Motobecane.

S.A. = Sub-assembly complete

MOBYLETTE STANDARD AND DE LUXE MODEL

REAR WHEEL (Caliper Brake previous to 1955 Std. Model)

FRONT WHEEL



FRONT WHEEL

Part No.	Group	Quantity per Machine	Description
34	5	1	Grease nipple (not always fitted).....
223	5	18	Ball 0.25 in. (6.35 mm.).....
14269	1	SA	Front wheel complete without tyre.....
14270	1	1	Rim 600 x 50 B mm.....
14271	4	36	Front wheel spoke 13 gauge.....
14272	4	36	Spoke nipple 13 gauge.....
14273	1	1	Tyre 600 x 50 B mm.....
14274	1	1	Tube 600 x 50 B mm.....
14275	5	1	Rim tape.....
14276	4	SA	Front wheel hub complete (up to early 1957).....
14277	4	SA	Front hub spindle complete.....
14278	4	1	Front hub spindle stripped.....
14279	4	1	Hub body with cups.....
14280	4	2	Cup.....
14282	4	2	Lock nut.....
14283	4	2	Washer.....
14284	4	2	Hub spindle nut.....
14285	4	2	Bearing seal.....
15013	4	2	Cone.....
15055	4	SA	Front wheel hub complete (after early 1957 with dust caps)
15231	4	2	Dust caps (early 1957 forward).....

All drawings reproduced by special permission of Messrs. Motobecane.

REAR WHEEL (Caliper Brake)

Part No.	Group	Quantity per Machine	Description
34	5	1	Grease nipple.....
583	4	36	Spoke nipples gauge 15.....
671	5	2	Ball race 10 x 30 x 9.....
14074	4	1	Freewheel 19 teeth.....
14270	1	1	Rim 600 x 50 B mm.....
14273	1	1	Tyre 600 x 50 B mm.....
14274	1	1	Tube 600 x 50 B mm.....
14275	5	1	Rim tape.....
14286	1	SA	Rear wheel complete without tyre.....
14287	4	36	Rear wheel spoke 15 gauge length 250 mm.....
14289	4	1	Rear hub body.....
14290	4	1	Rear hub spindle.....
14291	4	1	Ball bearing distance piece.....
14292	4	1	Ball bearing nut.....
14293	4	1	Left-hand distance washer.....
14294	4	1	Right-hand distance washer.....
14295	4	1	Bearing seal.....
14296	4	2	Inner lock nut.....
14297	4	1	Transmission sprocket.....
14300	4	2	Hub spindle nut with washer Ø 10.....
14654	5	3	Rivet.....

SA = Complete Sub-assembly.

MOBYLETTE STANDARD AND DE LUXE MODEL

PLEASE NOTE: When ordering Wheels, Sprockets and Freewheels always state number of teeth together with Part No. to ensure correct parts being despatched.

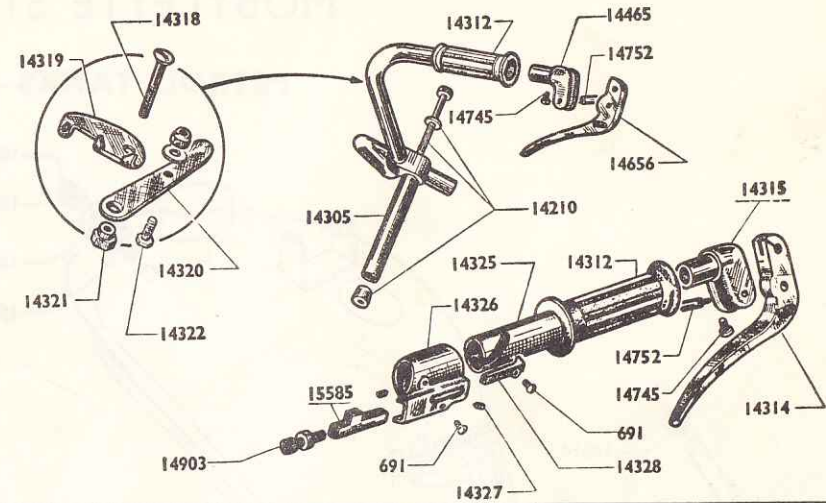
REAR WHEEL WITH HUB BRAKE

(Aluminium Alloy Type Maillard)

Part No.	Group	Quantity per Machine	Description
WHEEL			
583	4	36	Spoke nipples gauge 15.....
14270	1	1	Rim 600 x 50 B.....
14273	1	1	Tyre 600 x 50 B.....
14274	1	1	Tube 600 x 50 B.....
14275	5	1	Rim tape.....
14287	4	18	Spokes length 250 mm. gauge 15 with nipple.....
14616	4	18	Spokes length 225 mm. gauge 15 with nipple.....
14671	1	SA	Rear wheel complete less tyre and tube (54 tooth sprocket)
HUB			
671	5	2	Ball bearing 10 x 30 x 9.....
14074	4	1	Freewheel 19 teeth.....
14290	4	1	Hub spindle stripped.....
14292	4	1	Ball bearing retaining cap.....
14294	4	2	Right-hand distance bush.....
14295	4	1	Bearing dirt deflector.....
14296	4	2	Lock nut fixing flange on spindle.....
14300	4	2	Rear wheel spindle nut Ø 10 mm.....
14538	5	1	Return spring.....
14626	4	1	Distance washer on flange.....
14648	4	1	Distance piece L=53 mm.....
14658	4	1	Centring bush Ø int. 10 mm.....
14664	4	1	Butterfly nut and bolt fixing brake plate to frame.....
14673	4	1	Hub body with 54 tooth sprocket.....
14674	4	1	Rear sprocket 54 teeth.....
14675	4	1	Anchoring plate (rivetted to brake plate).....
14676	4	1	Brake flange plate stripped.....
14677	4	SA	Brake flange plate.....
14678	4	2	Brake shoe with bonded lining Ø 90 mm.....
14679	4	1	Brake pivot post with nut.....
14680	4	1	Nut for pivot post.....
14681	4	1	Brake cam.....
14682	4	1	Nut fixing lever to cam.....
14881	4	2	Brake shoe heel plate.....
14917	4	1	Brake lever.....
14948	4	1	Rear sprocket 52 teeth.....
14953	4	SA	Rear hub complete 52 tooth sprocket.....
14965	5	2	Rear wheel adjuster.....
14966	5	2	Nut for adjuster.....
15027	4	6	Rivet fixing sprocket to hub.....
15244	4	1	Freewheel 18 teeth (1957 models forward).....
15269	4	1	Rear sprocket 44 teeth (1957 models forward).....

SA = Complete Sub-assembly.

HANDLEBAR AND TWISTGRIP

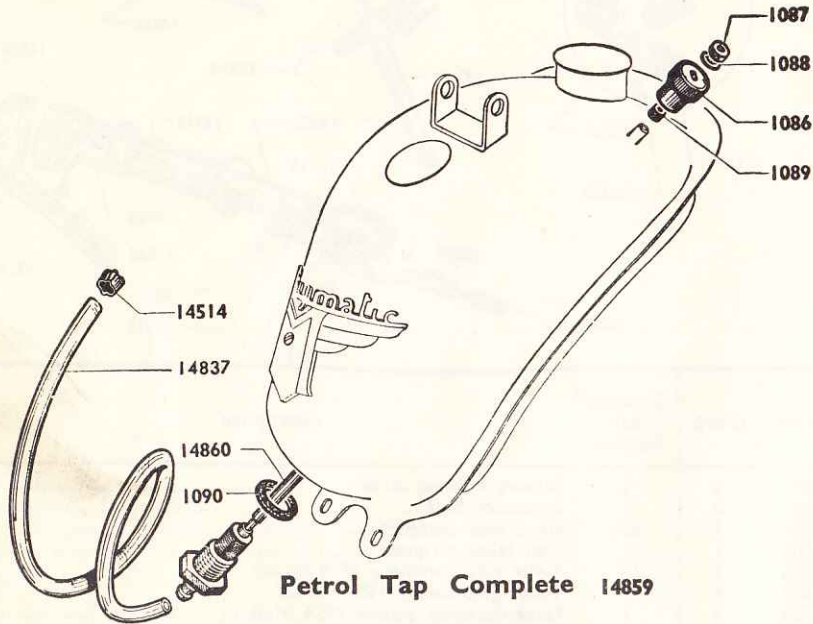


Part No.	Group	Quantity per Machine	Description
691	4	2	Screws holding slide.....
14210	5	1	Expander bolt.....
14304	1	SA	Handlebar complete.....
14305	1	1	Handlebar stripped.....
14306	4	SA	Twist grip complete 1954 model
14307	4	1	Twist grip sleeve 1954 Model
14308	4	1	Decompressor sleeve 1954 Model
14309	4	1	Cable stop 1954 Model
14310	4	1	Solderless nipple 1954 Model
14311	4	1	Cable stop lock screw 1954 Model
14312	5	2	Handlebar Grip (left and right).....
14313	4	SA	Right-hand brake lever complete with fulcrum.....
14314	4	1	Right-hand lever bare.....
14315	4	1	Right-hand brake lever fulcrum.....
14317	4	2	Brake lever pin.....
14318	4	1	Choke lever pin.....
14319	4	1	Choke lever support.....
14320	4	1	Choke lever stripped.....
14321	4	1	Choke lever nut.....
14322	4	1	Choke cable clamping bolt and nut.....
14323	4	SA	Choke lever complete.....
14324	4	SA	Twist grip complete.....
14325	4	1	Twist grip sleeve.....
14326	4	1	Twist grip body.....
14327	4	2	Body screws.....
14328	4	1	Throttle slide.....
14329	4	1	Decompressor slide.....
14465	4	1	Left-hand brake lever fulcrum.....
14655	4	SA	Left-hand brake lever complete with fulcrum.....
14656	4	1	Left-hand lever bare.....
14745	4	2	Brake lever fulcrum screw.....
14752	4	2	Brake lever pin (latest type with lock nut 5337).....
14903	5	1	Cable adjuster (decompressor).....
15337	4	2	Brake lever pin with lock nut.....
15585	4	1	Decompressor slide (latest type with adjuster).....

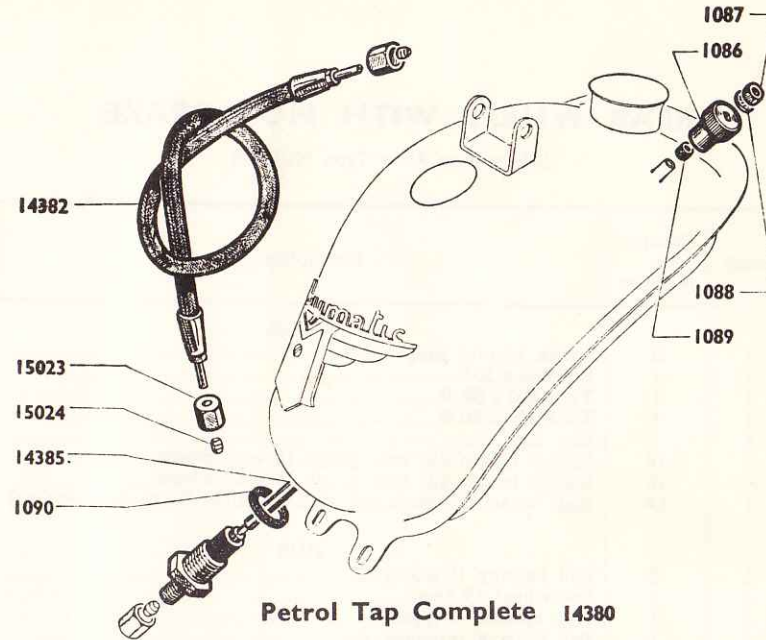
All drawings reproduced by special permission of Messrs. Motobecane.

MOBYLETTE STANDARD AND DE LUXE MODEL

PETROL TANKS — TAPS — PIPES AND FIXINGS



Petrol Tap Complete 14859



Petrol Tap Complete 14380

All drawings reproduced by special permission of Messrs. Motobecane.

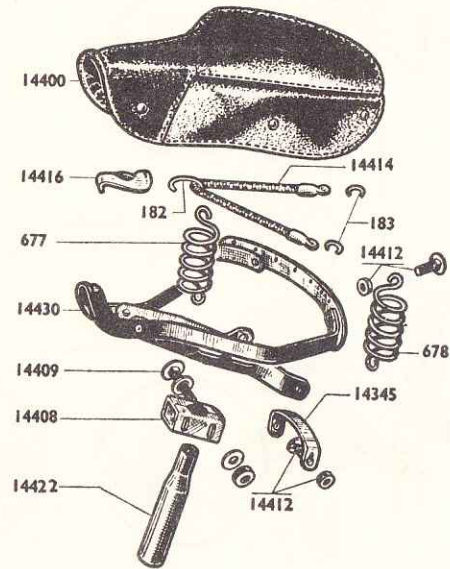
Part No.	Group	Quantity per Machine	Description
10	5	2	Nut 6 x 10 (fixing tank to frame).....
14	5	2	Spring washer Ø 6 (fixing tank to frame).....
46	5	2	Bolt fixing tank to frame.....
709	5	1	Plastic filler cap with measure.....
757	5	1	Screw fixing Mobylette Monogram.....
895	3	1	Spring washer Ø 8 for tank clip bolt.....
1086	5	1	Petrol tap cap.....
1087	5	1	Nut fixing tap cap.....
1088	5	1	Shakeproof washer.....
1089	5	1	Rubber seal.....
1090	5	1	Petrol tap gasket.....
14067	5	1	Nut 8 x 100 for tank clip bolt.....
14369	1	1	Petrol tank 1954 Model Night Grey
14371	5	1	Clip fixing 1954 Model tank
14372	5	1	Clip bolt 1954 Model tank
14373	5	1	Nut for clip bolt 1954 Model tank
14375	1	1	Petrol tank small type Night Grey 0.55 gallon.....
14378	1	1	Petrol tank small type Light Beige 0.55 gallon.....

Part No.	Group	Quantity per Machine	Description
14380	5	SA	Petrol tap complete for metal pipe.....
14382	5	1	Petrol pipe metal braid (union fitting).....
14385	5	1	Petrol tap stripped for metal pipe.....
14489	5	1	Clip fixing tank.....
14555	5	1	M.B. transfer for side of small tank.....
14789	1	1	Petrol tank large type Light Beige 0.8 gallon for Mobylette Monogram.....
14837	5	1	Plastic petrol pipe.....
14859	5	SA	Petrol tap complete for plastic pipe.....
14860	5	1	Petrol tap stripped for plastic pipe.....
14955	1	1	Petrol tank large type Light Beige 0.8 gallon for Mobylette Transfer.....
14991	5	1	Bolt for clip fixing tank.....
15023	3	2	Union nut fixing metal pipe.....
15024	3	2	BI cone for pipe end.....
15052	5	1	Mobylette transfer for large tank.....
15062	5	1	Mobylette metal tank monogram.....
15514	4	2	Clip for plastic pipe.....

SA = Complete Sub-assembly.

MOBYLETTE STANDARD AND DE LUXE

SADDLE — TOOL BAG AND TOOLS — ACCESSORIES



REYDEL SADDLE

Part No.	Group	Quantity per machine	Description
182	5	4	Saddle rubber clip front (long).....
183	5	8	Saddle rubber clip back (short).....
677	5	1	Saddle spring right-hand.....
678	5	1	Saddle spring left-hand.....
14345	5	1	Back linking plate L=90 mm.....
14400	1	1	Saddle cover (Reydel).....
14408	5	1	Saddle adjustable clip.....
14409	5	2	Bolt for adjustable clip.....
14412	5	4	Bolt fixing saddle spring to frame.....
14414	5	1	Set of saddle rubbers (elastic).....
14416	5	1	Front fixing plate (4 hole).....
14420	1	S.A.	Saddle complete (Reydel).....
14422	5	1	Saddle tube (stepped).....
14430	1	1	Saddle frame stripped.....

SA—Sub Assembly complete.

VIDAL SADDLE (Parts different to Reydel Saddle)

Part No.	Group	Quantity per machine	Description
14395	5	1	Saddle tube (without step).....
14397	5	1	Saddle spring right-hand.....
14398	5	1	Saddle spring left-hand.....
14399	1	1	Saddle cover (Vidal).....
14410	5	1	Back linking wire L=80 mm.....

TOOL BAG AND TOOL KIT

Part No.	Group	Quantity per machine	Description
14800	5	1	Tool bag without tools (leather).....
T1	—	S.A.	Tool kit complete in plastic roll.....
T2	—	1	14 mm. plug wrench.....
T3	—	3	Tyre levers.....
T4	—	1	Tommy bar large.....
T5	—	1	Tommy bar small.....
T6	—	1	Jet spanner 9 mm.....
T7	—	1	Box spanner 10 mm.....
T8	—	1	Double ended box spanner 14 x 18 mm.....
T9	—	1	Double ended box spanner 16 x 21 mm.....

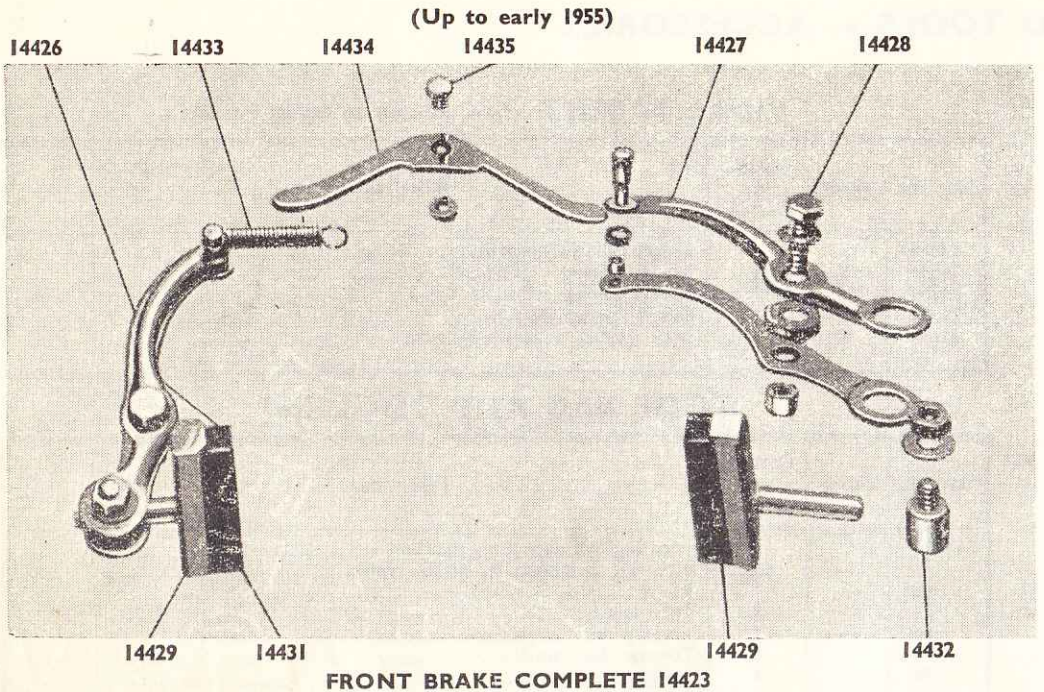
ACCESSORIES

Part No.	Group	Quantity per machine	Description
7	5	1	Tyre pump (short length 9 $\frac{3}{8}$ in.).....
53	5	6	Grooved nail for frame protection plate.....
80	5	4	Rivet fixing name plate to chainguard.....
711	5	1	Mobylette frame name plate.....
837	—	—	Small tin touch up paint Dawn Grey.....
838	—	—	Small tin touch up paint Light Beige.....
14540	5	1	Tyre pump (long 1954 model length 11 $\frac{3}{8}$ in.).....
14541	5	2	Frame protection plate.....
14544	5	2	Name plate on chainguards.....
15141	—	—	Flywheel extractor 24 x 100 (early mag. and clutch).....
15147	—	—	Flywheel extractor 26 x 100 (latest magneto).....

All drawings reproduced by special permission of Messrs. Motobecane.

MOBYLETTE STANDARD AND DE LUXE MODEL

FRONT BRAKE

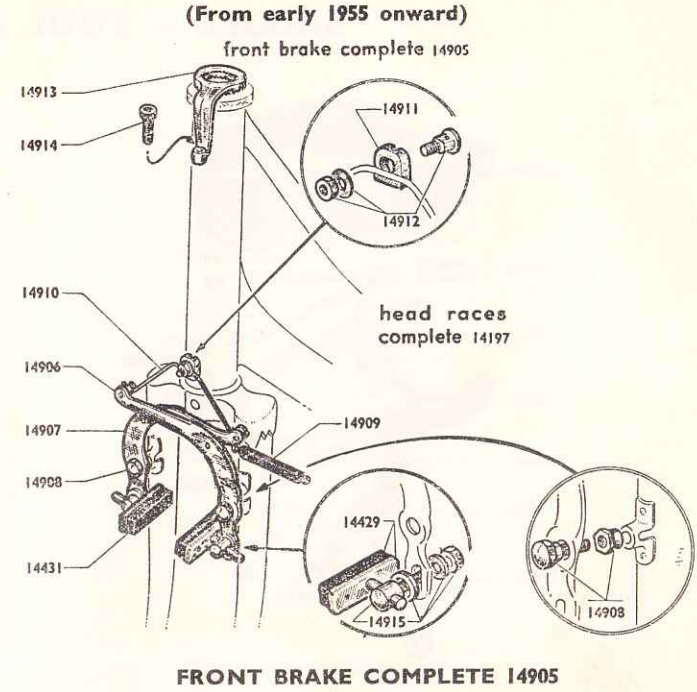


FRONT BRAKE COMPLETE 14423

(Up to early 1955)

Part No.	Group	Quantity per machine	Description
14423		S.A.	Jaw brake complete.....
14424		1	Right-hand jaw complete.....
14425		1	Left-hand jaw complete.....
14426		1	Right-hand jaw stripped.....
14427		1	Left-hand jaw stripped.....
14428		2	Jaw pin, distance nut and washer.....
14429		2	Block holder complete.....
14431		2	Block (leather).....
14432		2	Socket bolt with nut, distance piece with washer.....
14433		1	Jaw spring.....
14434		1	Brake equaliser.....
14435		1	Cable clamping bolt with nut and washer.....
14436		1	Socket bolt support for front brake.....
14437		1	Socket bolt with nut.....
14438		1	Bolt fixing support on front fork.....

SA—Sub Assembly complete.



FRONT BRAKE COMPLETE 14905

(From early 1955 onward)

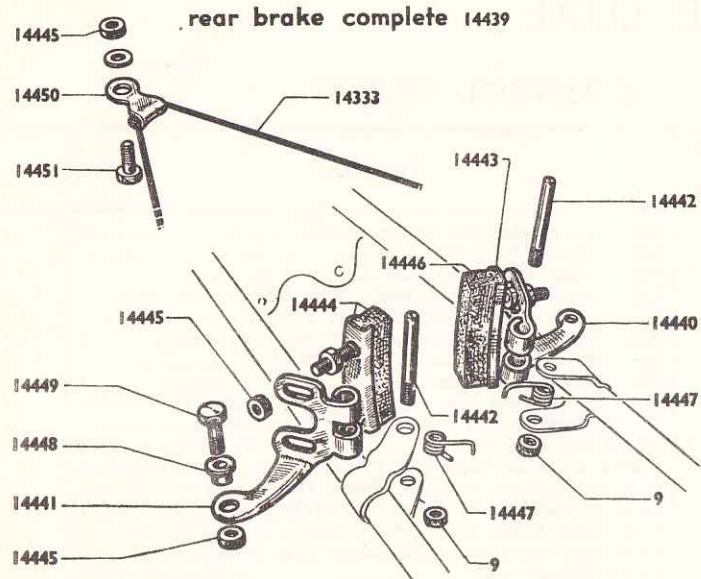
Part No.	Group	Quantity per machine	Description
14429	4	2	Block holder complete.....
14905	4	SA	Front brake complete.....
14906	4	1	Left-hand jaw stripped.....
14907	4	1	Right-hand jaw stripped.....
14908	4	2	Assembling bolt and nut.....
14909	4	1	Jaw spring (coil).....
14910	4	1	Brake equaliser wire.....
14911	4	1	Cable clamping piece.....
14912	4	1	Cable clamping bolt nut and washer.....
14913	4	1	Bracket for cable adjuster.....
14914	4	1	Cable adjuster.....
14915	4	2	Block holder eyebolt with nut and washer.....
FAC61	4	2	Brake block (rubber).....

All drawings reproduced by special permission of Messrs. Motobecane.

MOBYLETTE STANDARD AND DE LUXE

REAR WHEEL CANTILEVER BRAKE

(Up to early 1955 models) Complete 14439



REAR WHEEL CANTILEVER BRAKE

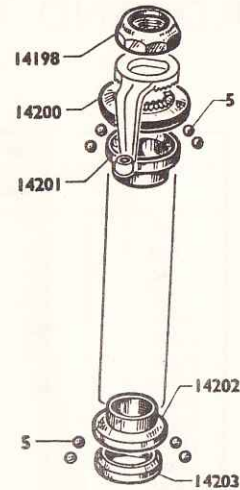
(Up to early 1955 models)

Part No.	Group	Quantity per machine	Description
9	5	2	Lock nut.....
14333	4	1	Brake equalising cable.....
14439	4	S.A.	Cantilever rear wheel brake complete.....
14440	4	1	Right-hand block holder lever.....
14441	4	1	Left-hand block holder lever.....
14442	4	2	Lever pin complete with nut.....
14443	4	1	Right block holder.....
14444	4	1	Left block holder.....
14445	4	7	Nut.....
14446	4	2	Brake block (leather).....
14447	4	2	Lever spring.....
14448	4	2	Lever pin distance piece.....
14449	4	2	Clamping bolt.....
14450	4	1	Brake yoke.....
14451	4	1	Cable clamping bolt on yoke.....

SA—Sub Assembly complete.

STEERING HEAD BALLRACE

Complete 14905



STEERING HEAD BALLRACES

Part No.	Group	Quantity per Machine	Description
5	5	48	Ball 0.156 in.....
14197	4	1	Steering headrace complete.....
14198	4	1	Lock nut.....
14199	4	1	Washer.....
14200	4	1	Top cup.....
14201	4	1	Top cone.....
14202	4	1	Bottom cup.....
14203	4	1	Bottom cone.....

LIGHTING EQUIPMENT AND OLD TYPE STAND

(Late Stand see page M14)

Part No.	Group	Quantity per Machine	Description
756	3	1	Rear lamp bulb 12 volt.....
14458	3	1	Headlamp bulb 6 volt.....
14471	3	1	Headlamp bulb holder.....
14483	3	SA	Early type torpedo shape headlamp (discontinued).....
14484	3	1	Early type small headlamp glass.....
14485	3	1	Early type headlamp shell.....
14486	3	1	Early type small headlamp reflector.....
14487	3	1	Early type small headlamp rim.....
14488	3	1	Early type small headlamp front assembly (rim, glass and reflector).....
14490	3	1	Late type 104 Luxor headlamp front assembly (rim, glass and reflector).....
14759F	3	1	Headlamp shell late type 104 Luxor (rivetted bracket).....
14759P	3	1	Headlamp shell late type 104 Luxor (bolted bracket).....
14809F	3	SA	Late type 104 Luxor headlamp (rivetted bracket).....
14809P	3	SA	Late type 104 Luxor headlamp (bolted bracket).....
14810	3	1	Headlamp glass (104 Luxor).....
14811	3	1	Headlamp rim (104 Luxor).....
14812	3	1	Headlamp reflector (104 Luxor).....
14868	3	1	Headlamp switch complete (104 Luxor).....
14869	3	1	Switch knob (104 Luxor).....
"Swan"	3	1	Swan neck bracket (old type torpedo shape headlamp).....
"F"	3	1	Headlamp bracket (handlebar fixing 14809F headlamp).....
"P"	3	1	Headlamp bracket (handlebar fixing 14809P headlamp).....
STAND			
14245	1	1	Stand support.....
14249	1	1	Centre stand (state colour).....
14250	5	1	Stand bolt.....
14251	5	1	Stand spring.....

All drawings reproduced by special permission of Messrs. Motobecane.

MOBYLETTE STANDARD AND DE LUXE

PULLEYS (see pages M10-M11)

The complete pulley No. 14172 is no longer produced. It is, however, replaced by pulley part No. 14174 or 14822 which are of the same diameter (194 mm.).

Due to the later pulleys having a smaller centre as against the earlier, the following extra parts have to be used:

- (a) New sprocket 14175 with pulley 14174.
New sprocket 14823 with pulley 14822.
- (b) A new pulley needle roller cage 15283. (To fit old type pedal axle part No. 14160).
- (c) Washers to adjust lateral play to 2/10 mm. should be used if old parts are worn. (See Pedal Assembly, page M14.)

CYLINDERS AND PISTONS FOR ENGINE TYPE AV35 (pages M3-M4), AV7 (pages M5-M6)

An engine with a chrome-lined cylinder has many times the wear of the older type cast-iron-lined cylinders.

The replacement of cylinder and piston should not be required for very many miles except in the case of an accident or customer's lack of observance of our recommended oil to petrol mixture. (See Riders Instruction Book.)

- (a) It is not advisable to fit pistons into cylinders which have not been factory matched.
- (b) If this recommendation has to be ignored for any reason it should be noted there should be 0.01-0.15 mm. clearance between piston and cylinder.
- (c) Any variation from the above will cause piston seizure or lack of power due to piston slap
- (d) Pistons and cylinders on some engines are marked as under to help in matching.

CYLINDER SIZES

A 38.950 mm.	K 38.995 mm.
B 38.955 mm.	L 39.000 mm.
C 38.960 mm.	M 39.005 mm.
D 38.965 mm.	N 39.010 mm.
E 38.970 mm.	O 39.015 mm.
F 38.975 mm.	P 39.020 mm.
G 38.980 mm.	R 39.025 mm.
H 38.985 mm.	S 39.030 mm.
J 38.990 mm.	

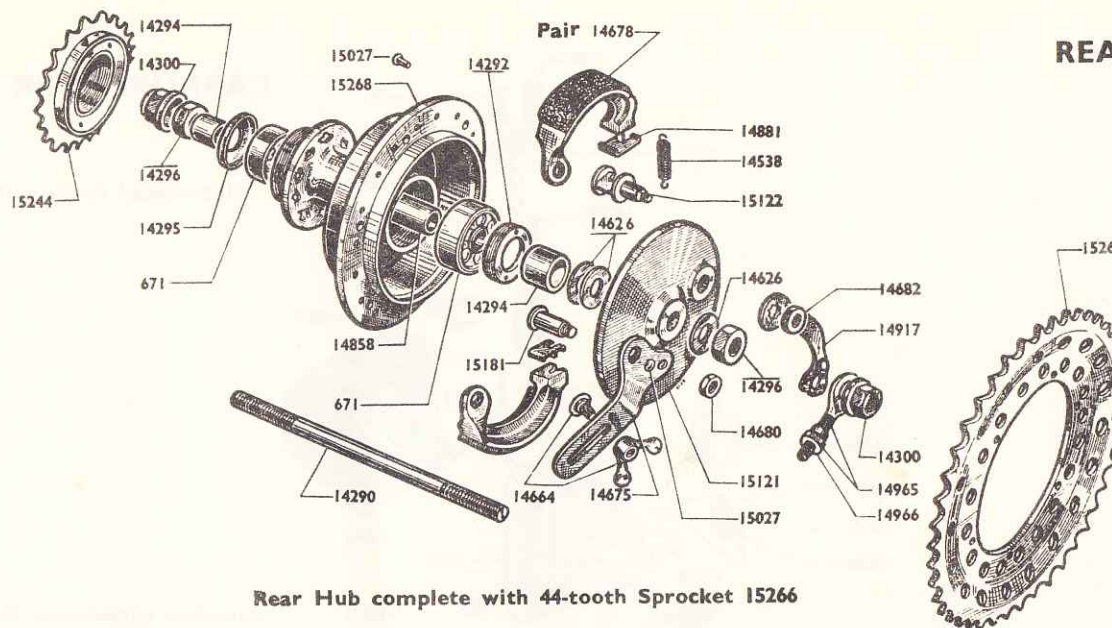
CONTROL CABLES

Part No.	Group	Quantity per machine	Description
417	5	1	Solderless nipple (rear brake cable).....
418	5	1	Cable adjuster (rear hub cable)
716	5	1	Small roller type solderless nipple.....
960	5	1	Cable adjuster (decompressor cable AV7).....
14331	5	1	Front brake cable complete (1954 Model).....
14332	5	1	Rear brake cable complete (cantilever rear brake).....
14333	5	1	Equaliser cable (cantilever rear brake).....
14334	5	1	Throttle cable complete.....
14336	5	1	Throttle cable for use with old-type twist grip (1954 Model)
14339	5	1	Decompressor cable complete, AV35 engine.....
14340	5	1	Decompressor cable complete, AV3 engine.....
14341	5	1	Choke cable complete (All Models).....
14665	5	1	Rear brake cable complete (latest hub brake).....
14825	5	1	Inner rear brake cable (latest hub brake).....
14845	5	1	Inner front brake cable (1954 Model).....
14847	5	1	Inner rear brake cable (cantilever rear brake).....
14927	5	1	Inner throttle cable.....
14928	5	1	Inner choke cable (All Models).....
14930	5	1	Inner decompressor cable, AV35 engine.....
14974	4	1	Inner decompressor cable, AV7 engine.....
15261	5	1	Front brake cable (latest type).....
15262	5	1	Inner front brake cable (latest type).....
15578	4	1	Decompressor cable complete, AV7 engine.....

PISTON SIZES

A 38.940 mm.	K 38.985 mm.
B 38.945 mm.	L 38.990 mm.
C 38.950 mm.	M 38.995 mm.
D 38.955 mm.	N 39.000 mm.
E 38.960 mm.	O 39.005 mm.
F 38.965 mm.	P 39.010 mm.
G 38.970 mm.	R 39.015 mm.
H 38.975 mm.	S 39.020 mm.
J 38.980 mm.	

MOBYLETTE STANDARD AND DE LUXE



REAR WHEEL WITH 44- TOOTH SPROCKET (Make "Prior")

(In use from late 1957. For earlier types see pages M17 and M18.)

Rear Hub complete with 44-tooth Sprocket 15266

REAR WHEEL AND HUB "PRIOR"

All drawings reproduced by permission of Messrs. Motobecane.

Part No.	Group	Quantity per machine	Description
WHEEL			
14270	1	1	Rim 600 x 50 B.....
14273	1	1	Tyre 600 x 50 B.....
14274	1	1	Tube 600 x 50 B.....
14275	5	1	Rim tape.....
14287	4	18	Spokes L=250 gauge 15 butted end 16 with nipple.....
14988	4	18	Spokes L=222 gauge 15 butted end 16 with nipple.....
14989	4	36	Nipples gauge 16.....
15265	1	S.A.	Rear wheel complete with 44-tooth sprocket.....
HUB			
671	5	2	Ball bearing 10 x 30 x 9.....
14290	4	1	Hub spindle stripped Ø 10.....
14292	4	1	Ball bearing retaining cap.....
14294	4	2	Right-hand distance bush int. 10 L=11.....
14295	4	1	Bearing dirt deflector Ø 30.....
14296	4	2	Lock nut fixing flange on spindle.....
14300	4	2	Rear wheel spindle nut Ø 10 mm.....
14538	5	1	Return spring.....
14628	4	3	Distance washer on flange.....

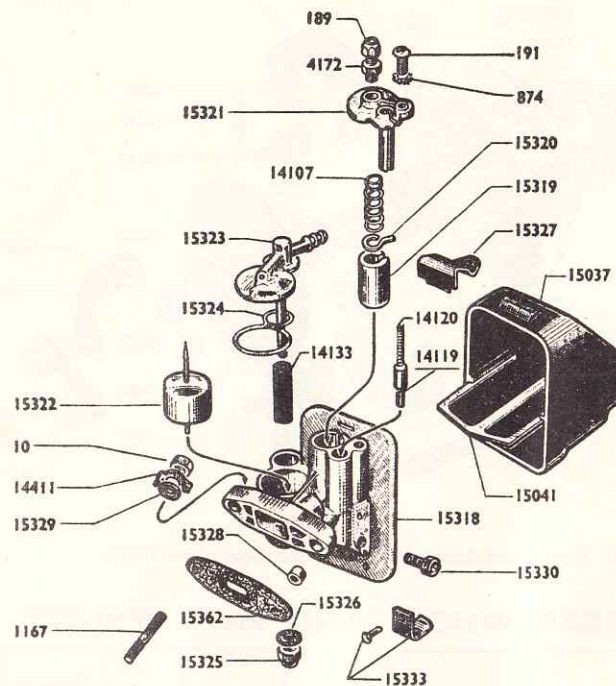
Part No.	Group	Quantity per machine	Description
14664	4	1	Butterfly nut and bolt fixing brake plate to frame.....
14675	4	1	Anchoring plate (rivetted to brake plate).....
14678	4	1	Brake shoe with bonded lining Ø 90.....
14680	4	1	Nut for pivot post.....
14682	4	1	Nut for fixing lever to cam.....
14858	4	1	Bearing spacing bush L=48.2.....
14881	4	2	Brake shoe heel plate.....
14917	4	1	Brake lever.....
14965	5	2	Rear wheel adjuster.....
14966	5	2	Nut for adjuster.....
15027	5	8	Rivet fixing sprocket to hub Ø 4.5 x 11.....
15120	4	S.A.	Brake plate complete.....
15121	4	1	Brake plate bare.....
15122	4	1	Brake cam with nut.....
15181	4	1	Brake pivot post.....
15244	4	1	Freewheel 18 teeth 34.7 x 100.....
15266	4	S.A.	Rear hub complete with sprocket 44-tooth.....
15267	4	S.A.	Rear hub body with sprocket 44-tooth.....
15268	4	1	Rear hub body with 44-tooth.....
15269	4	1	Rear sprocket 44-tooth.....

SA=Complete assembly.

MOBYLETTE STANDARD AND DE LUXE

CARBURETTOR (MODEL WITH FLANGE FIXING)

(Introduced January 1958. For earlier model see page M8.)



Complete carburettor Part No. 15317

* Fitted to previous model.

S.A. = Complete assembly.

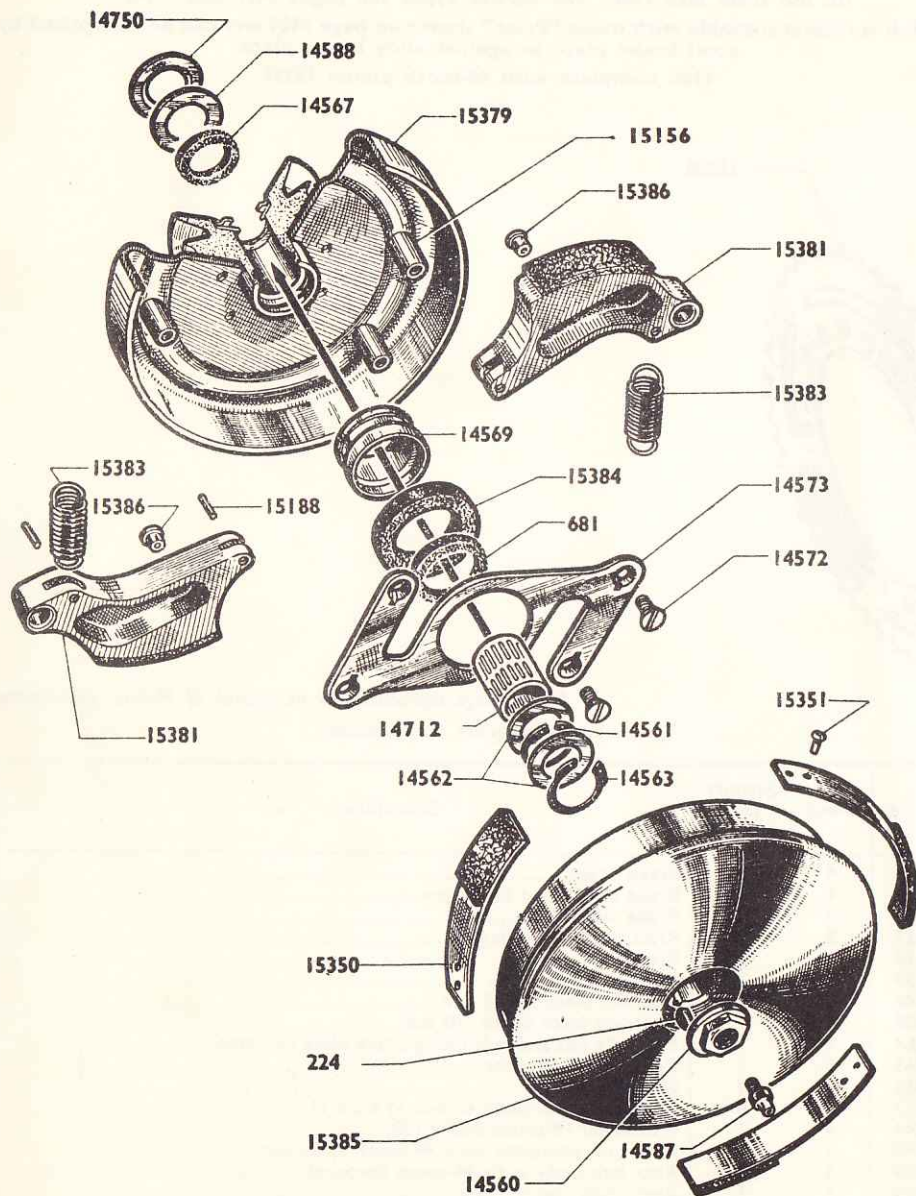
All drawings reproduced by permission of Messrs. Motobecane.

Part No.	Group	Quantity per machine	Description
189	3	1	Chamber cap cable adjuster.....
191	3	1	Chamber cap screw.....
874	3	1	Lock washer Ø 5.....
4172	3	1	Lock nut for adjuster.....
14107	3*	1	Throttle spring.....
14119	3*	1	Choke valve.....
14120	3*	1	Choke valve spring.....
14133	3*	1	Filter.....
15037	3*	1	Bakelite cap for silencer.....
15041	3*	1	Silencer wire mesh.....
15317	3	S.A.	Carburettor complete (with flange).....
15318	3	1	Carburettor body.....
15319	3	1	Throttle slide.....
15320	3	1	Guide for slide.....
15321	3	1	Top chamber cap.....
15322	3	1	Float.....

Part No.	Group	Quantity per machine	Description
15323	3	1	Float chamber top.....
15324	3	1	Float chamber gasket.....
15325	3	1	Bottom securing dome nut.....
15326	3	1	Fibre washer for bottom nut.....
15327	3	1	Cover clip.....
15328	3	2	Insulation bush.....
15329	3	2	Fibre washer.....
15330	3	1	Jet size 19.....
15331	3	1	Jet size 20 replacement.....
15332	3	1	Jet size 21 replacement.....
15333	3	1	Bottom clip for holding air filter cover.....
15362	3	1	Flange gasket.....
FIXING TO CYLINDER			
10	5*	2	Nut 6 x 100.....
1167	5*	2	Carburettor fixing stud 6 x 100 x 33.....
14411	5*	2	Locking tab washer.....

MOBYLETTE DE LUXE MODEL

Complete 'Dimoby' Clutch 15378



'DIMOBY' DOUBLE CLUTCH

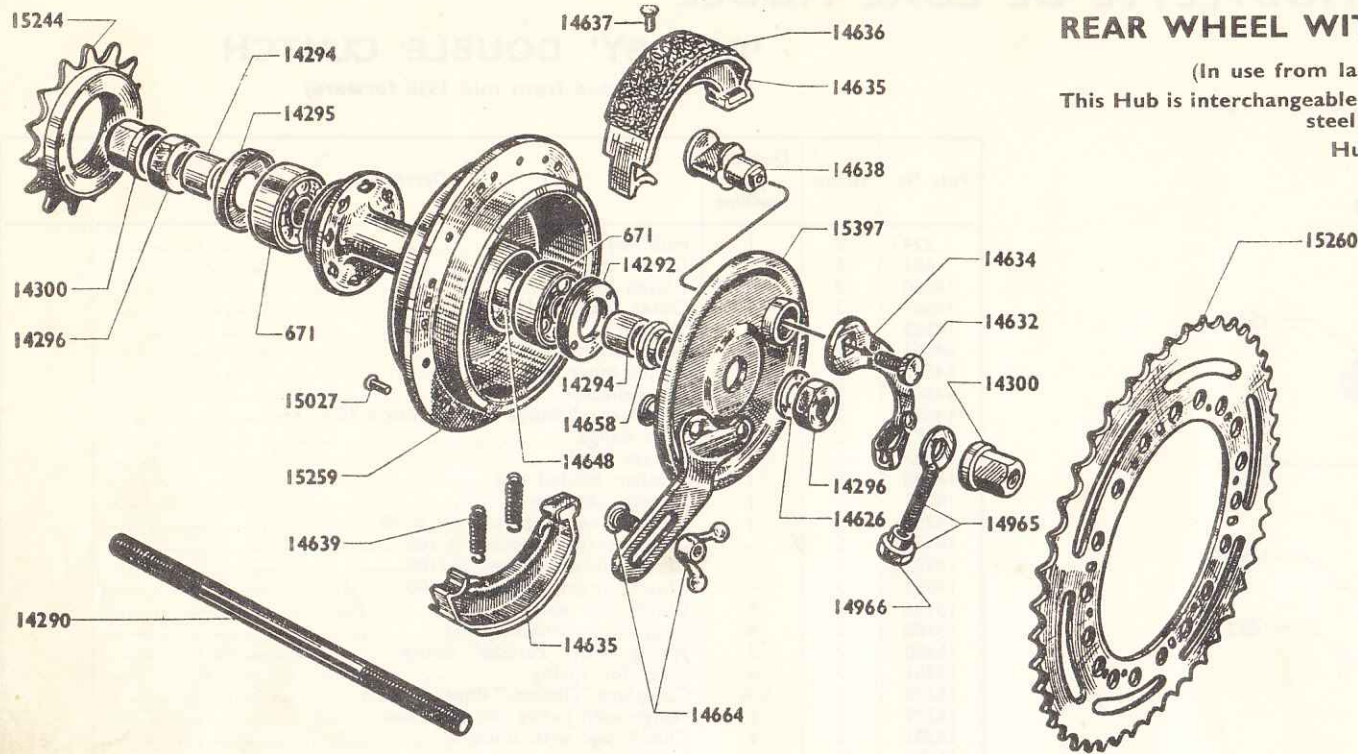
(As fitted from mid 1958 forward)

Part No.	Group	Quantity per machine	Description
224	5	1	Hub key.....
681	5	1	Clutch outer felt.....
14560	2	1	Clutch locking nut.....
14561	2	1	Outer circlip Ø 15 mm.....
14562	5	2	Washer.....
14563	2	1	Inner circlip Ø 22 mm.....
14567	5	1	Clutch inner felt.....
14569	2	1	Oil deflector.....
14572	5	4	Clutch check flange screw 4 mm. x 75.....
14573	2	1	Plate flange.....
14587	5	1	Grease nipple.....
14588	5	1	Washer behind felt.....
14712	5	1	Needle cartridge.....
14750	5	1	Clutch inner dirt deflector 8/10.....
14931	5	—	Clutch thrust washer 10/100.....
14932	5	—	Clutch thrust washer 25/100.....
14933	5	—	Clutch thrust washer 40/100.....
15156	2	4	Clutch jaw axle.....
15188	2	4	Long pin for clutch spring.....
15350	2	3	Spring with "Ferodo" lining.....
15351	2	6	Rivet for spring.....
15378	2	S.A.	Complete "Dimoby" double clutch.....
15379	2	1	Flange with pulley and jaw axles.....
15381	2	2	Clutch jaw with lining.....
15383	2	2	Jaw spring.....
15384	2	1	Inner stop ring.....
15385	2	1	Drum hub with lined springs.....
15386	2	2	Lateral jaw locating bush.....

All drawings reproduced by permission of Messrs. Motobecane.

S.A. = Complete Sub-assembly.

MOBYLETTE STANDARD AND DE LUXE



REAR WHEEL WITH 44 TOOTH SPROCKET (MAKE IDEAL)

(In use from late 1957. For earlier types see pages M17 and M18)

This Hub is interchangeable with make "Prior" shown on page M24 and can be recognised by steel brake plate as against alloy brake plate

Hub complete with 44-tooth pinion 15257

REAR WHEEL AND HUB "IDÉAL"

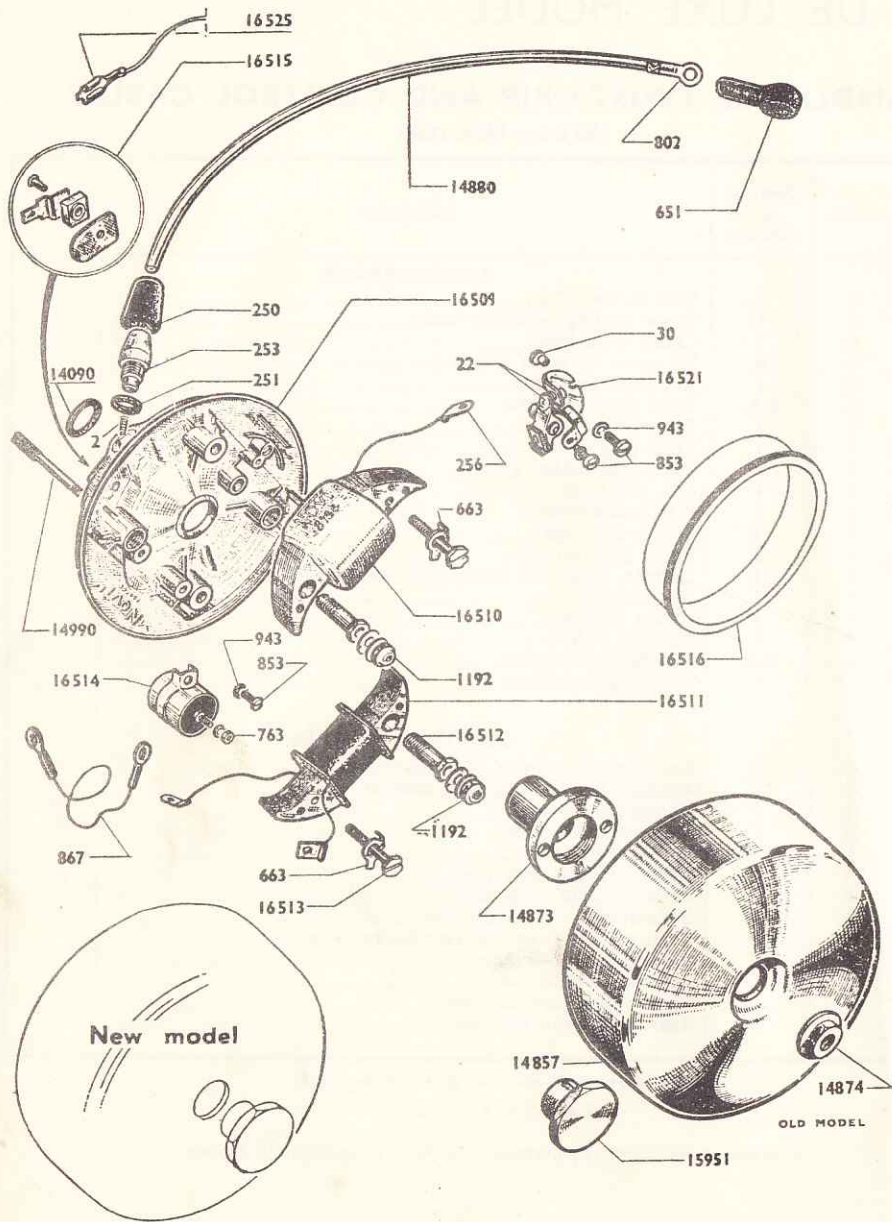
All drawings reproduced by permission of Messrs. Motobecane.

S.A. = Complete Sub-assembly

Part No.	Group	Quantity per machine	Description
WHEEL			
14270	1	1	Rim 600 x 50B.....
14273	1	1	Tyre 600 x 50B.....
14274	1	1	Tube 600 x 50B.....
14275	5	1	Rim tape.....
14287	4	18	Spokes L=250 gauge 15 butted end 16 with nipple.....
14288	4	18	Spokes L=222 gauge 15 butted end 16 with nipple.....
14289	4	36	Nipple gauge 16.....
15256	1	S.A.	Rear wheel complete with 44-tooth sprocket.....
HUB			
671	5	2	Ball bearing 10 x 30 x 9.....
14290	4	1	Hub spindle stripped Ø 10.....
14292	4	1	Ball bearing retaining cap.....
14294	4	2	Right-hand distance bush int. Ø 10 L=11.....
14295	4	1	Bearing dirt deflector Ø 30.....
14296	4	2	Lock nut fixing flange on spindle.....
14300	4	2	Rear wheel spindle nut Ø 10 mm.....
14626	4	1	Distance washer on flange.....
14632	4	1	Bolt fixing lever to cam.....

Part No.	Group	Quantity per machine	Description
14634	4	1	Brake lever.....
14635	4	2	Brake shoe lined Ø 90 mm.....
14636	4	2	Brake lining.....
14637	5	8	Rivet for brake lining.....
14638	4	1	Brake cam.....
14639	5	2	Return spring.....
14648	4	1	Distance piece L=53 mm.....
14658	4	1	Centring bush Ø int. 10 mm.....
14664	4	1	Butterfly nut and bolt fixing brake plate to frame.....
14965	5	2	Rear wheel adjuster.....
14966	5	2	Nut for adjuster.....
15027	5	6	Rivet fixing sprocket to hub Ø 4.5 x 11.....
15244	4	1	Freewheel 18-tooth 34.7 x 100.....
15257	4	S.A.	Rear hub complete with 44-tooth sprocket.....
15258	4	S.A.	Rear hub body with 44-tooth sprocket.....
15259	4	1	Rear hub body bare.....
15260	4	1	Rear sprocket 44 teeth.....
15396	4	S.A.	Brake plate complete with shoes, etc.....
15397	4	1	Brake plate bare.....

Flywheel magneto complete 16507



MOBYLETTE ALL MODELS

FLYWHEEL MAGNETO TYPE 120X

(Fitted all Mobylette Models as from March 1959)

Part No.	Group	Quantity per Machine	Description
2	3	1	Spring.....
22	3	2	Tungsten contact point to be rivetted(B)
30	3	1	Contact adjusting eccentric cam.....(B)
250	3	1	Wire socket cap.....
251	3	1	Wire socket gasket.....
253	3	1	Wire socket stripped.....
256	3	2	Coil shell.....(B)
651	3	1	Spark plug cover.....
661	3	S.A.	Wire socket complete.....
663	3	2	Stator locking tab.....(B)
763	3	1	Condenser nut 3 x 60.....
802	3	1	High tension lead.....
853	3	3	Screw fixing condenser and breaker 4 x 75.....
867	3	1	Connecting wire.....
943	3	5	Growing washer Ø 4 mm.....(B)
1192	5	2	"Nylstop" nut Ø 5 x 75.....
14090	5	1	Flywheel leakproof washer.....(B)
14857	1	1	Rotor (see Note).....
14873	3	1	Cam.....
14880	3	1	High tension lead with shell.....
14990	3	2	Stator Stud.....
15951	3	1	Flywheel lock nut.....
16507	3	S.A.	Flywheel magneto complete 120 x.....
16508	3	S.A.	Stator plate complete.....
16509	3	1	Stator plate bare.....
16510	3	1	Ignition coil.....
16511	3	1	Lighting coil.....
16512	3	2	Hollow screw Ø 7.5 x 100L—24 holding coils.....
16513	3	2	Bolt Ø 4 x 75 x 23 holding coils.....
16514	3	1	Condensor.....
16515	3	1	Lighting terminal complete.....
16516	3	1	Tool for centring coils (essential for workshops).....
16521	3	1	Contact breaker complete.....
16525	3	1	Spade for fixing lighting wire.....
			<i>Parts not illustrated</i>
16527	3	1	Contact breaker support plate.....
16529	3	1	Pawl and plastic piece.....

NOTE.—Coil centring ring 16516. This special-tool is indispensable for the correct positioning of coils on this model.

NOTE.—Rotor securing nut. The nut 14874 for fixing rotor (10 x 100 left hand) has been replaced by nut 15951. The new rotor with larger hole in centre takes over the old Part No. 14857 which is no longer produced.

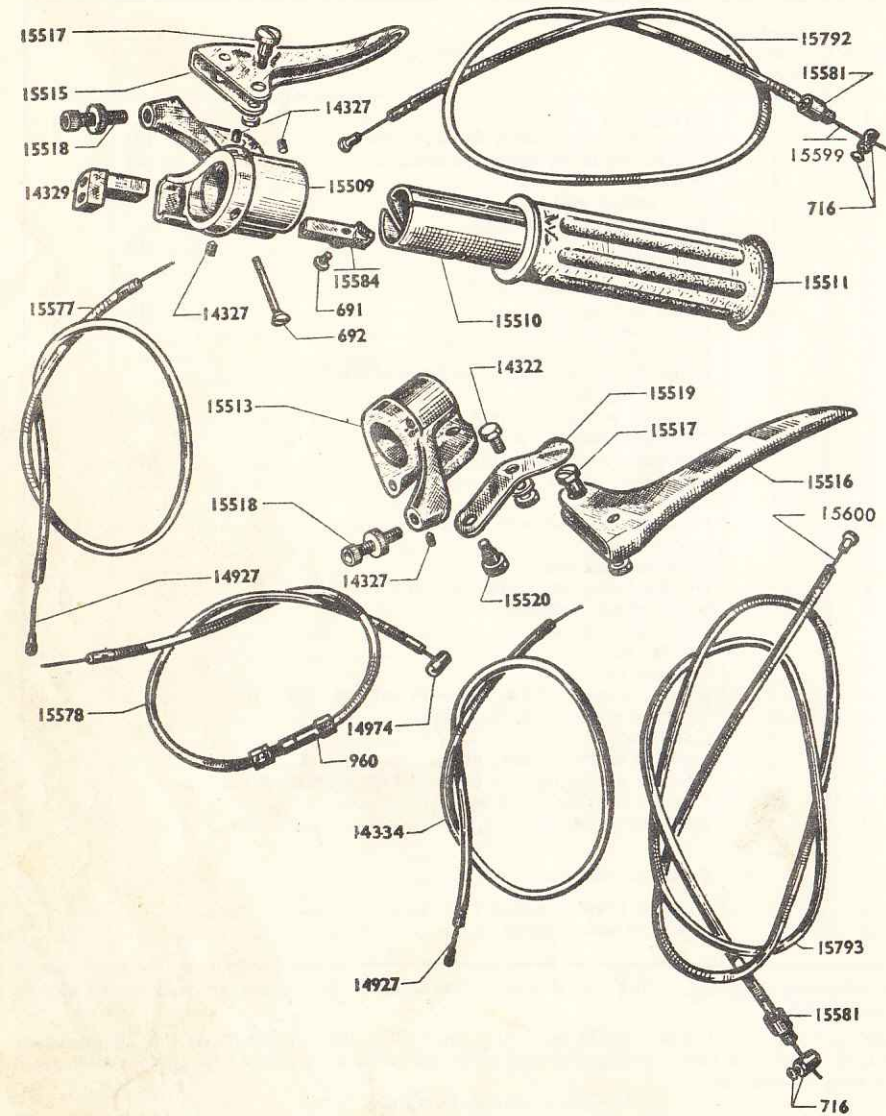
S.A.—Sub Assembly complete.
(B)—Supplied in small bags only.

All drawings reproduced by permission of Messrs. Motobecane of France

MOBYLETTE STANDARD AND DE LUXE MODEL

HANDLEBAR, TWIST GRIP AND CONTROL CABLES

(As from Nov. 1958)



Part No.	Group	Quantity per machine	Description
HANDLEBARS			
691	4	2	Slide screw.....
692	4	1	Screw holding twist grip body.....
14322	4	1	Choke cable bolt.....(B)
14327	4	6	Set screw for twist grip body.....(B)
14329	4	1	Decompressor slide.....
15508	4	S.A.	Twist grip complete.....
15509	4	1	Twist grip body.....
15510	4	1	Twist grip sleeve.....
15511	4	2	Handlebar rubber grip.....
15513	4	1	L.H. grip body.....
15515	4	1	R.H. brake lever.....
15516	4	1	L.H. brake lever.....
15517	4	2	Lever pin with nut.....
15518	4	2	Adjuster nipple for brake lever with nut.....(B)
15519	4	1	Choke lever.....
15520	4	1	Choke lever pin.....
15584	4	1	Throttle slide.....
15879	4	S.A.	Handlebars complete.....
15880	4	1	Handlebars stripped.....
CONTROL CABLES			
716	5	2	Front and rear brake cable clamp.....(B)
960	5	1	Adjuster for decompressor control.....
14334	4	1	Choke cable complete.....
14927	5	1	Throttle cable inner.....
14927	5	1	Choke cable inner.....
14974	4	1	Decompressor cable inner.....
15577	4	1	Throttle cable complete.....
15578	4	1	Decompressor cable complete.....
15581	4	2	Cable end for front and rear brake cable.....
15599	5	1	Front brake cable inner.....
15600	5	1	Rear brake cable inner.....
15792	5	1	Front brake cable complete.....
15793	5	1	Rear brake cable complete.....

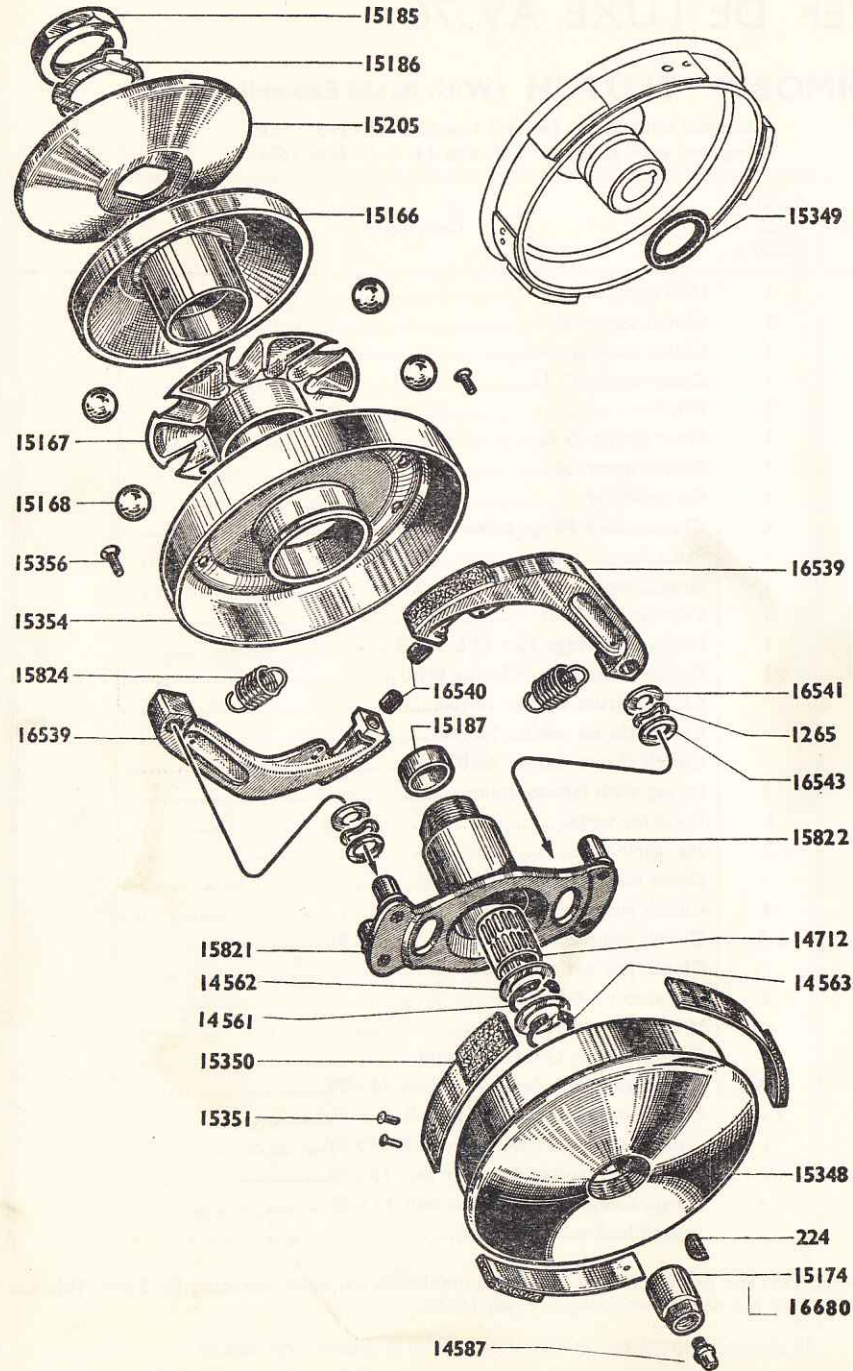
Parts marked (B) are sold in small bags only.

S.A.—Sub Assembly.

All drawings reproduced by permission of Messrs. Motobecane, France.

MOBYMATIC - AV 78

SPEED CHANGE UNIT No. 16544 WITH "DIMOBY" (Quick Acting Jaws)

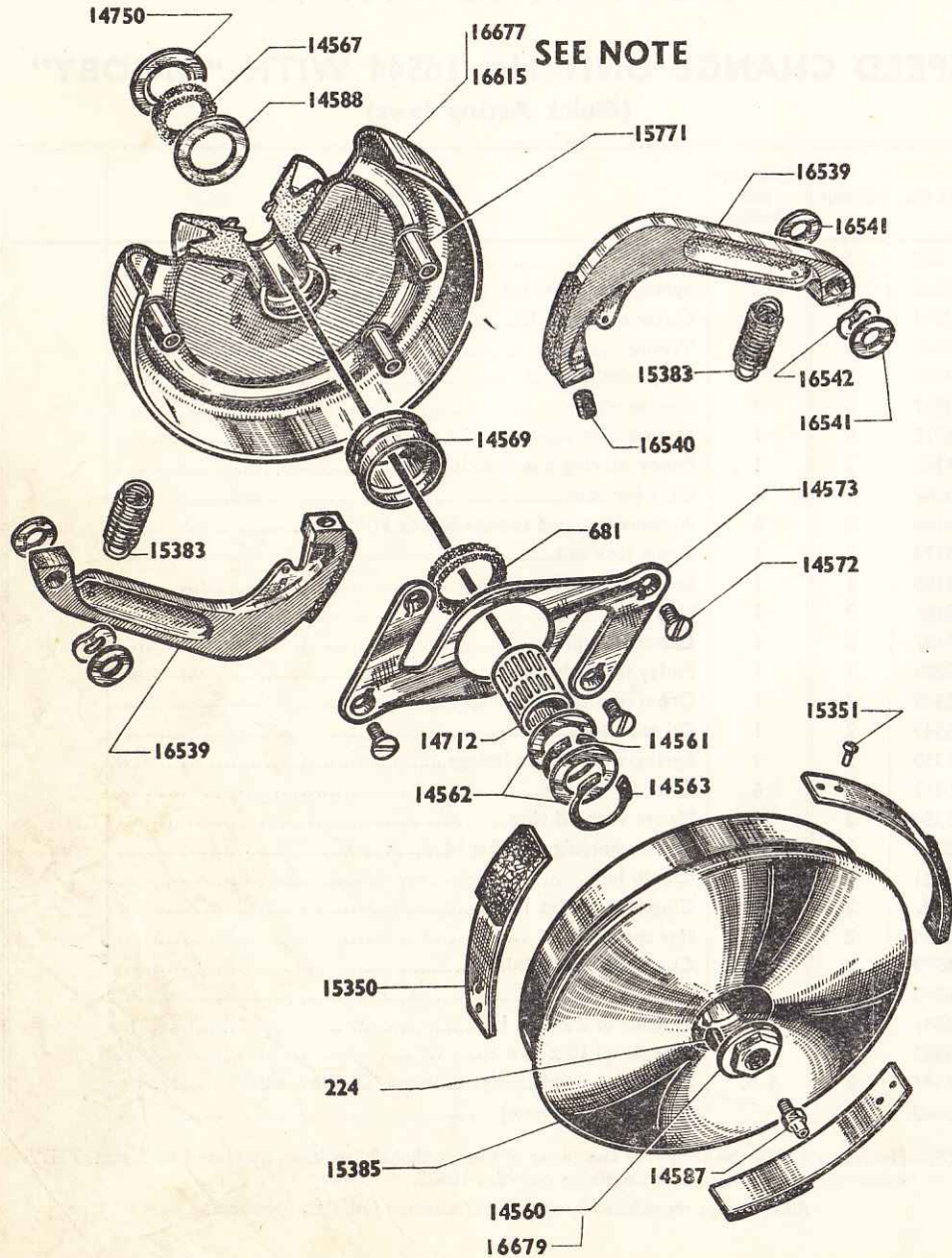


Part No.	Group	Quantity per Machine	Description
224	5	1	Hub key.....
1265	5	2	Spring washer Ø int. = 10 mm.....
14561	2	1	Outer circlip Ø 15.....
14562	5	2	Washer.....
14563	2	1	Inner circlip Ø 22.....
14587	5	1	Grease nipple.....
14712	5	1	Needle cartridge 15 x 19 L = 22.....
15166	2	1	Pulley moving cheek stripped.....
15167	2	1	Cage for balls.....
15168	5	6	Automatic speed change ball Ø 11.90 mm.....
15174	2	1	Drum lock nut.....
15185	2	1	Securing nut fixing flange.....
15186	2	1	Nut tab.....
15187	2	1	Clutch hub plug.....
15205	2	1	Pulley fixed cheek.....
15348	2	1	Drum hub with lined springs.....
15349	2	1	Oil seal ring.....
15350	2	3	Spring with ferodo linings.....
15351	2	6	Rivet for spring.....
15354	2	1	Flange with oil ring.....
15356	2	4	Screws holding 4 x 75 x 14.....
15821	2	1	Clutch hub.....
15822	2	4	Clutch jaw axles 13.5.....
15824	2	2	Jaw spring.....
16539	2	2	Clutch jaw with lining.....
16540	2	2	Jaw stop rubber.....
16541	2	2	Washer Ø 8 x 15 x 1.....
16543	2	2	Washer Ø 10 x 15 x 1.....
16544	2	S.A.	Complete speed change unit and 'Dimoby' clutch.....
16680	2		Drum nut (see note).....

NOTE.—From April 1959 the length of the taper of the crankshaft has been increased by 2 mm. This has made necessary the new drum fixing nut No. 16680.

All drawings reproduced by special permission of Messrs. Motobecane

MOBYLETTE DE LUXE AV 33 — SUPER DE LUXE AV 76



SEE NOTE

“DIMOBY” CLUTCH (With Rapid Expanding Jaws)

Complete with pulley for belt size 13 × 8 - No. 16538
 Complete with pulley for belt size 14 × 7 - No. 16613

Part No.	Group	Quantity per Machine	Description
224	5	1	Hub key.....
681	5	1	Clutch outer felt.....
14560	2	1	Clutch locking nut.....
14561	2	1	Outer circlip Ø 15.....
14562	5	2	Washer.....
14563	2	1	Inner circlip Ø 22.....
14567	5	1	Clutch inner felt.....
14569	2	1	Oil deflector.....
14572	5	4	Clutch check flange screw 4 x 75 x 10.....
14573	2	1	Plate flange.....
14587	5	1	Grease nipple.....
14588	5	1	Washer behind felt.....
14712	5	1	Needle cartridge 15 x 19 L = 22.....
14750	5	1	Clutch inner dirt deflector 8/10.....
14931	5		Clutch thrust washer 10/100.....
14932	5		Clutch thrust washer 25/100.....
14933	5		Clutch thrust washer 40/100.....
15350	2	3	Spring with ferodo lining.....
15351	2	6	Rivet for spring.....
15383	2	2	Jaw spring.....
15385	2	1	Drum hub with lined springs.....
15771	2	4	Clutch jaw axle = 15 mm.....
16538	2	S.A.	Clutch complete (pulley for belt 13 x 8).....
16539	2	2	Clutch jaw with lining.....
16540	2	2	Jaw stop rubber.....
16541	2	4	Washer Ø 8 x 15 x 1.....
16542	2	2	Spring washer Ø int. = 8 mm.....
16613	2	S.A.	Clutch complete (pulley for belt 14 x 7).....
16614	2	S.A.	Flange complete (pulley for belt 14 x 7).....
16615	2	1	Flange with pulley only (for belt 14 x 7).....
16677	2	1	Flange with pulley only (for belt 13 x 8).....
16678	2	S.A.	Flange complete (pulley for belt 13 x 8).....
16679	2		Clutch lock nut (see note).....

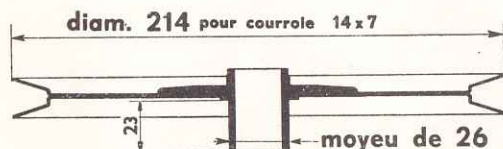
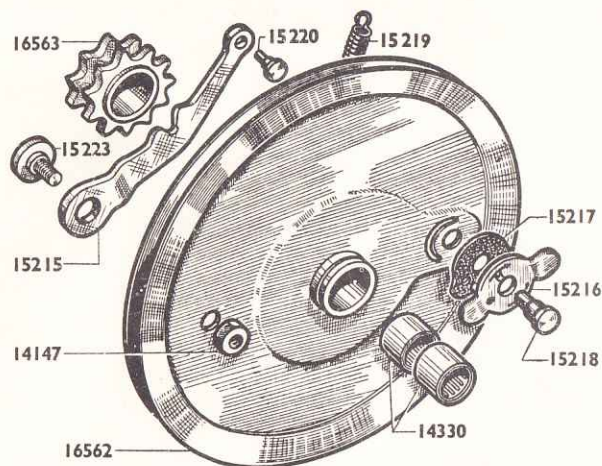
NOTE.—From April 1959 the length of the taper of the crankshaft has been increased by 2 mm. This has made necessary the new drum fixing nut No. 16679.

All drawings reproduced by special permission of Messrs. Motobecane

MOBYLETTE PULLEY ASSEMBLY as from March 15th, 1959

reversible sprocket 11 teeth Bore 26 $\frac{m}{m}$

MOBYMATIC AV 78

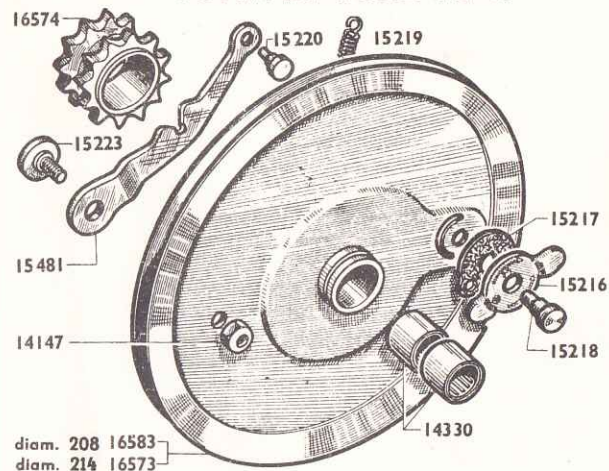


Ø 214 $\frac{m}{m}$ for V belt 14x7 hub Ø 26 $\frac{m}{m}$

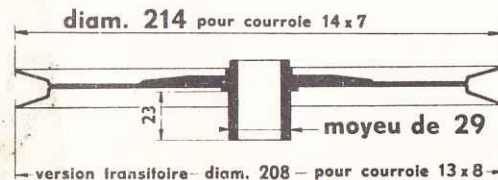
Pulley + sprocket = S.A. n° 16653

reversible sprocket 12 teeth Bore 29 $\frac{m}{m}$

SUPER DE LUXE AV 76



diam. 208 16583
diam. 214 16573

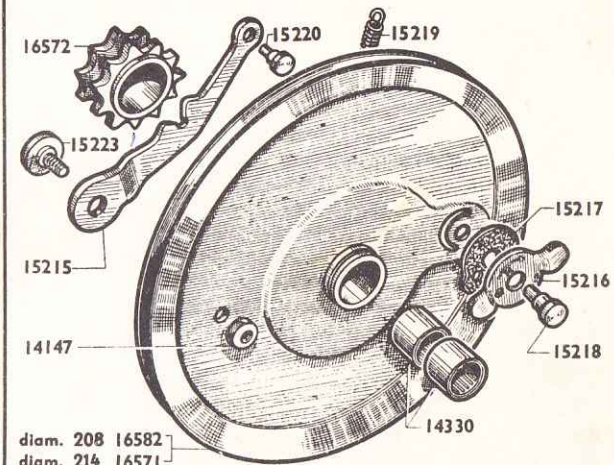


Ø 214 $\frac{m}{m}$ for V belt 14x7 hub Ø 29 $\frac{m}{m}$
transitive model Ø 208 $\frac{m}{m}$ for V belt 13x8

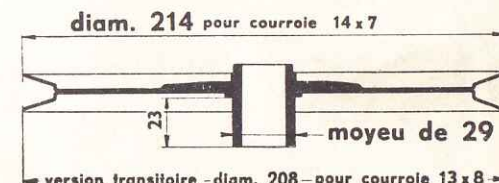
Ø 208 S.A. n° 16649
Ø 214 S.A. n° 16651

reversible sprocket 11 teeth Bore 29 $\frac{m}{m}$

STANDARD DE LUXE AV 33



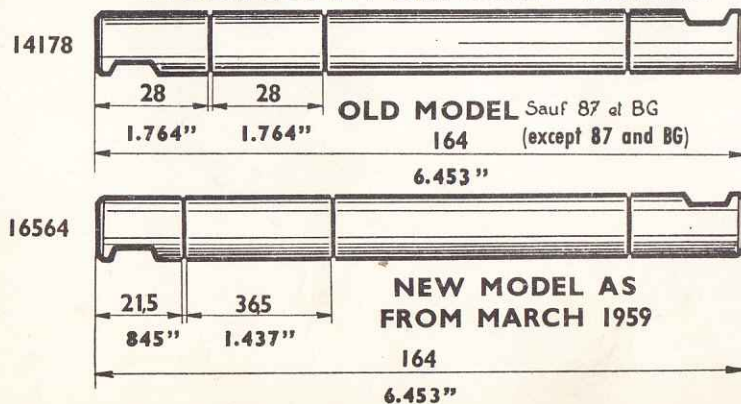
diam. 208 16582
diam. 214 16571



Ø 214 $\frac{m}{m}$ for V belt 14x7 hub Ø 29 $\frac{m}{m}$
transitive model Ø 208 $\frac{m}{m}$ for V belt 13x8

Ø 208 S.A. n° 16650
Ø 214 S.A. n° 16652

MOBYLETTE BRACKET AXLES



14x7 Belt n° 16.611 - Suits all Mobylette types not fitted with an automatic gear change and mounted with a bracket pulley outer

BELTS

as from March 15th, 1959

STANDARD AV 32
DE LUXE AV 33
SUPER DE LUXE AV 76

Ø 214 $\frac{m}{m}$ designed for a reversible sprocket. These latter pulleys must be fitted with 2 needle cartridges 12 $\frac{m}{m}$ wide n° 14.330.

MOBYMATIC AV 78

14x7 Belt n° 14.756 - Suits all Mobylette types with automatic gear change and equipped with a bracket pulley outer Ø 214 $\frac{m}{m}$.

MOBYLETTE SPARE PARTS LIST I : Recommended Retail Prices

FEBRUARY 1966

All prices are quoted at time of going to press and are subject to alteration without notice being given.

Sole concessionaires in Great Britain:

MOTOR IMPORTS Co. LTD., 7 Gresham Road, London, S.W.9

Small items will only be supplied in packets of a minimum quantity. If a Part No. has a letter after it, your order will be supplied in a minimum quantity as per the code shown below. Return of split packets will not be accepted for credit to account.

A=2 C=4 E=6 K=12 M=20 Q=30 T=72 W=104 Z=150
B=3 D=5 J=10 L=15 P=25 R=50 V=100 X=120

+ Postage 2/- 1/-

Part No.				Price				Part No.				Price				Part No.				Price				Part No.				Price							
£ s. d.				£ s. d.				£ s. d.				£ s. d.				£ s. d.				£ s. d.				£ s. d.				£ s. d.				£ s. d.			
1	2	4	7	80P				580		1	4	763			2	1051		7	8	14008			1	2	14063J			1	5						
2P			7	81			4	581			10	791J		1	7	1056		7	8	14009J			2	0	14064J			1	3						
4P			2	92M			3	649J		1	0	796J			6	1083			5	14010				11	14065			1	2						
5P			2	93M			3	651M		1	2	797V			1	1086J		2	8	14011		7	5	2	14066				8						
6J		1	1	94M			3	652J			5	802M			6	1087J			2	14012		1	13	4	14067J				4						
7		9	8	96D		1	3	653R			7	806		3	1	1088P			1	14013		1	16	0	14071				8						
8M			2	102P			3	654		1	8	837		7	8	1089		6		14014		7	5	2	14072			1	3						
9P			3	137R			2	655			10	838		7	8	1090			2	14015		1	16	0	14073D			2	9						
10P			3	152			4	656J			8	852		8	11	1105		7	8	14017		1	13	4	14074			16	6						
11R			4	182J			3	657			8	866		1	1	1107		7	8	14018			3	10	14075				2						
13R			1	183J			2	658M			3	867D		2	0	1113R			2	14020			7	8	14078				5						
14R			1	188J			6	659		3	0	869		1	2	1117		1	4	3	14022D			11	5	14080		1	3	5					
15R			1	189D		1	3	660		12	3	870			3	1118		4	6	14023			17	0	14081		6	9	8						
18R			1	190			3	661		7	9	874P			1	1119		4	6	14025R			7	0	14084		2	7	0						
20P			1	191J			8	662J			6	879		1	6	1120		4	6	14026			10		14085			9	1						
21D		3	4	197		1	9	663R			4	890		2	1	1121		4	6	14027		2	13	6	14088			2	2						
22D		2	10	198			7	664		19	8	896M			5	1122		4	6	14028P			10		14089			2	2						
23		1	3	11	199		9	667R			9	927J			9	1123		4	6	14029			1	0	14090P				9						
24J			10	204			9	668R			9	943R			1	1127		1	5	14030		2	1	3	14093		2	1	3						
30D		1	4	208D		1	4	669R			9	944		1	5	1167			10	14031		1	10	6	14094		1	13	10						
34M			10	233P			2	670R			9	948			6	1171P			1	14032		1	0	2	14096			8	11						
36M			4	224J			7	671		12	0	956W			4	1172R			1	14033			4	7	14098D			1	3						
46J			6	248D		3	4	672		3	8	960		2	0	1177R			8	14034		4	7		14099				7						
48			4	250J		1	1	675Q		1	5	961		4	8	1179		7	5	14035		4	7		14100J			1	7						
49P			7	251J			2	677		3	7	967			8	1189P		1	2	14039		2	7	0	14101			9	5						
50P			10	253		3	10	678		3	7	968J		1	1	1191P			5	14041		1	12	6	14102			6	10						
52R			1	256P			5	679J			8	973J			4	1192M			6	14044			10	3	14104				9						
53R			1	299		1	9	680P			9	986		7	11	1250		2	15	10	14045J			1	6	14105		3	2						
54P			2	312			7	681M		5	987		3	8	2	1265			3	14046			7	4	14107			1	1						
55			7	376P			9	687		3	8	988		3	8	2	1271M			2	14047			10		14108		1	13	8					
59J			5	404		1	1	691R			4	992			11	1284			11	3	14048			5		14109			5	6					
60E		4	3	406M			3	692J			6	993			8	1285I			3	14049			8		14110				9						
65			9	417M			6	699			5	994			6	1286J			3	14050J			3	2	14111			6	5						
66		1	10	418D		1	6	708		1	0	995		1	10	1287J			3	14052			10	0	14112			2	6						
69		3	9	455D		1	6	709		4	6	996		5	0	1288J			3	14053			4	10	14113			3	8						
71		8	3	495		10	3	711		2	10	1025		4	8	1326J			8	3	14054D			2	0	14114			10	9					
72			9	518		16	4	716P			8	1029		4	8	14002		2	15	7	14055			1	5	14115			1	3					
73		5	9	523			8	724J			5	1034		4	8	14004P			5	14057			5		14116J				4						
74		7	6	576			8	733J			1	1046V			7	14005			4	14058J			1	1	14117				8						
75P			8	578			10	756		1	8	1047R			7	14006			6	14059			8		14118				9						
79P			2	579			4	757J			8	1048V			7	14007		2	4	14060			2	7	14119			1	7						
																					14061			2	7	14120				10					
																					14062R			7		14121			15	0					

MOBYLETTE SPARE PARTS LIST 2: Recommended Retail Prices
FEBRUARY 1966

All prices are quoted at time of going to press and are subject to alteration without notice being given.

 Sole concessionaires in Great Britain: **MOTOR IMPORTS Co. LTD., 7 Gresham Road, London, S.W.9**

Part No.	Price	Part No.	Price	Part No.	Price	Part No.	Price	Part No.	Price	Part No.	Price	Part No.	Price
£ s. d.	£ s. d.	£ s. d.	£ s. d.	£ s. d.	£ s. d.	£ s. d.	£ s. d.	£ s. d.	£ s. d.	£ s. d.	£ s. d.	£ s. d.	£ s. d.
14123	9 5	14179	4 9	14272M	2	14329D	2 6	14388	11 11	14449J	1 3	14576V	2
14124	6 10	14180	1 14 10	14275	2 4	14330	6 8	14390D	10	14450J	9	14577	12 5
14125	2 1 4	14181	2 2	14276	1 1 0	14331	3 3	14392	2 8 2	14451M	1 0	14578L	3
14126	6 5	14182P	8	14280	1 5	14332	3 11	14395	3 2	14455	9 5	14579Q	6
14127J	9	14183	12 9	14282	5	14333D	7	14396	1 4	14459	9 3	14580L	10
14128J	4	14184 I	5 9 5	14283	2	14334	3 2	14397	3 6	14460	1 10	14581L	7
14129J	1 0	14188 I	5 9 5	14284J	1 10	14338	3 9	14398	3 6	14464	7 11	14582L	9
14130	1 1	14195	2 9 6	14285	7	14339	2 10	14399	1 0 3	14465	5 0	14583L	4
14131	10 7	14197	15 11	14286	6 17 8	14340	4 3	14400	1 0 3	14466	4 14 5	14584L	2
14133	6 0	14198	2 10	14287R	5	14341	2 10	14407	10 3	14469	5 19 8	14585	7
14134	4 6	14199	1 0	14289	18 2	14342	1 1	14408	4 10	14471	3 0	14586L	3
14135D	1 1	14200	4 6	14290	5 8	14343	6	14409D	1 7	14472	3 6	14587P	9
14136J	4	14201	2 10	14291	2 0	14344J	8	14410	1 5	14479	2 6	14588	1 6
14139	1 0 4	14203	2 7	14292	2 10	14345	1 5	14412D	1 0	14484	4 0	14591K	1 5
14141	6 7	14205	2 10	14293	10	14346	1 2 6	14414	13 6	14486	4 7	14596	7
14142	4	14207	2 10	14294	10	14348	18 11	14416	1 0	14487	4 3	14601	2 8
14143	1 5	14208	3 7	14295	1 2	14351	2 4	14417	3 2	14488	11 7	14602P	9
14144	2	14209	2 7	14296	1 4	14352M	4	14420	2 7 0	14489	3 2	14603	4 0
14145	5	14210	4 4	14297	1 1 7	14353	5 0	14421	1 5	14490	1 3 2	14605	6 6
14146	8	14213	19 2	14298	16 6	14354	1 4	14422	3 2	14490	1 3 2	14606	6
14147	4	14215P	5	14300J	1 8	14355	4	14423	1 7 7	14515	7 8	14616R	5
14148	15 1	14216J	1 7	14303	1 7 7	14356	10	14424	10 7	14523	1 6	14617	1 10 4
14150J	1 2	14219P	5	14305	1 13 7	14357	1 2 6	14425	10 7	14537	1 3 5	14620	16 6
14152J	1 2	14228	1 4	14306	1 2 3	14358	1 2 6	14426	6 2	14538J	7	14621	6 7
14153J	1 1	14229	1 12 9	14307	6 7	14359	1 2 6	14427	6 2	14540	10 8	14622D	3 4
14154J	1 1	14231J	1 10	14308	5 5	14360	1 2 6	14428J	2 4	14541J	1 0	14623	4
14155J	1 1	14236	1 4 7	14309	4 3	14361J	1 2 6	14429	2 10	14544J	2 0	14624	8
14156P	8	14238J	5	14310J	3	14362	1 11 11	14430	8 11	14549	9 3	14625	4
14157M	9	14248	14 8	14311J	3	14363	1 11	14431M	1 5	14554J	9	14626	4
14158R	8	14249	14 8	14312	2 3	14364	1 11	14432	1 10	14557	9 8 9	14627D	3 4
14159	9 11	14250D	2 0	14313	10 7	14365	1 4	14433	10	14558	2 12 8	14628	2 6
14160	14 6	14251J	1 6	14314	5 0	14366	1 5	14434	2 0	14559	3 14 3	14631	2 8
14161	4 0	14252	1 19 0	14315	5 0	14367	1 5	14435	8	14560	1 2	14632	9
14162	5 9	14253	17 10	14317M	6	14368	1 0	14436	2 4	14561P	7	14633J	1 8
14163	9 8	14254	10 7	14318P	5	14369	5 8 11	14437M	1 6	14562J	1 2	14634	3 1
14164	13 0	14257	8 11 2	14319	10	14370	15 3	14438	1 5	14563P	10	14635	4 10
14167	10 2	14258	1 19 0	14320	6	14371	1 7	14439	1 4 5	14564	15 8	14636	3 2
14168	10 2	14259	1 19 0	14321P	3	14372	5	14440	3 4	14565	2 0	14637R	1
14169J	1 4	14263	17 10	14322P	7	14373	4	14441	3 4	14569	2 4	14638B	5 0
14170	10	14264	17 10	14323B	2 6	14375	5 8 11	14442M	1 0	14570	5	14639J	5
14174	2 9 2	14266	10 7	14324	1 4 8	14378	5 8 11	14443	6 11	14571R	4	14641	9 2 8
14175	15 1	14267P	6	14325	5 4	14380	14 5	14444	6 11	14572P	3	14644	7 10 8
14176	13 3	14269	3 10 10	14326	11 3	14384	1 7	14446M	1 9	14573	1 10	14646	3 2 2
14177J	1 1	14270	1 7 7	14327R	3	14385	10 9	14447J	5	14574	14 10	14647	3 2 2
14178	12 3	14271R	4	14328J	2 8	14386	5	14448J	3	14575J	1 4	14648	2 0

MOBYLETTE SPARE PARTS LIST 3 : Recommended Retail Prices

FEBRUARY 1966

All prices are quoted at time of going to press and are subject to alteration without notice being given.

Sole concessionaires in Great Britain:

MOTOR IMPORTS Co. LTD., 7 Gresham Road, London, S.W.9

Part No.	Price	Part No.	Price	Part No.	Price	Part No.	Price	Part No.	Price	Part No.	Price	Part No.	Price
	£ s. d.		£ s. d.		£ s. d.		£ s. d.		£ s. d.		£ s. d.		£ s. d.
14649	2 9 6	14764	8 2	14855	1 4	14927J	11	15019	19 2	15120	1 8 8	15187	3 7
14650	1 18 8	14765	3 8	14856	1 8	14928D	10	15020	19 2	15121	11 7	15188	3
14651	16 6	14768	8 2	14857	6 9 8	14930D	10	15021	8 3	15122B	5 7	15189	6 2 9
14652	1 1 7	14770	15 9 5	14858	2 0	14931P	4	15022	3	15123	9 2 8	15190	2 13 6
14654V	2	14771	6 2	14859	10 3	14932P	4	15024	9	15130	4 10 1	15192B	1 1 2
14655	10 7	14773	1 4	14860	9 7	14933P	4	15025D	2 0	15131	3 2	15193	2 7 3
14656	5 0	14783	3 19 8	14863J	10	14934	2 0	15027R	2	15132J	1 2	15194	1 5 10
14658	2 2	14786	1 0	14864J	10	14935	1 1	15030	2 2	15133	1 7 5	15195	1 13 3
14659J	1 5	14787	8	14865J	10	14936	8	15032	1 9 8	15134	2 7	15196	19 0
14660J	1 0	14788	2 0 3	14868	6 9	14938	2 7 10	15033	11 11	15135	1 0 3	15197	8 0
14661	10 2	14789	5 15 6	14871	15 9 5	14939	4 5 5	15036	1 2 6	15136	1 4 3	15198	7 8
14662	10 2	14791	2 10 6	14872	18 6	14940J	1 4	15037	10 3	15141	14 6	15202	14 6
14663	13 6 4	14792	1 2 6	14873	1 2 4	14941	1 18 8	15038	3 1	15142	14 6	15203	6 0
14664M	1 2	14793	1 2 6	14874	2 2	14942	16 6	15039	1 2	15143	3 6 0	15205	16 10
14665	6 8	14794	4 6	14875	1 6	14948	1 4 4	15040J	9	15144	2 11	15206	5 8
14671	9 2 8	14795	13 1	14877	1 10 4	14952	15 9 5	15041	3 4	15145	2 3	15207	1 5
14673	3 1 0	14800	15 2	14878	3 6	14955	5 15 6	15042	1 5	15148	1 3	15209	1 2
14674	1 7 3	14803	2 0	14880	3 4	14957M	1	15043D	4 4	15151	18 6	15210	6 4
14675	4 2	14807	17 9	14881	4	14959	2 4	15047	2 10	15155	14 10	15211	1 0 2
14678	11 11	14810	9 3	14883V	7	14960	15 1	15048	7	15157	7	15212	11 9
14679	2 6	14811	5 4	14887	2 7 0	14964	16 6	15049J	2 10	15158	7	15214	9 3
14680	6	14812	10 10	14892	19 8	14965D	1 6	15052	6	15159	9	15215	6 7
14681B	5 7	14814	3 16 11	14893	2 0 9	14966	4	15055	1 1 0	15160J	2	15216	9
14682	6	14815J	1 6	14895M	8	14971	1 2	15056	2 10	15161J	1 4	15217	2
14692	2 1 3	14816	7 6 8	14897J	1 2	14974J	1 2	15057	11 1	15162J	3	15218	5
14695	10 3	14817	1 0 4	14898B	5 0	14975	9 2 8	15058J	2 4	15163	2 4	15219M	9
14699M	9	14819	1 12 4	14899	2 1 3	14978	7 17 3	15062	5 9	15164	8	15220	2
14704Q	6	14821J	3 3	14901	6 8	14984	4 4	15065	1 10 4	15165	2 5 5	15223	1 0
14712	15 9	14823	15 1	14903P	1 1	14986	18 7	15066	1 7 8	15166	4 16 6	15224	5 16 6
14715P	4	14825D	2 1	14904	8	14987M	1	15067	2 4	15167	19 4	15231	1 5
14716J	2 0	14829	19 2	14905	1 5 1	14988R	5	15068	9 3	15168K	10	15233	2 4
14721	6 9	14831	1 4 7	14906	6 2	14989M	2	15069	6 7	15169	6	15234J	1 5
14726	2	14832	6 4	14907	6 2	14990J	10	15074	15 7	15170	11 8	15236	17 0
14731	6 2	14833	4 9	14908J	2 1	14991J	1 6	15076P	3	15172J	5	15237	9 11
14735	6 2	14834	9 3	14909J	8	14996	2 0 3	15078	1 7	15173	2 12 8	15242	18 9
14743	1 9 8	14835	1 10 2	14910J	9	14996J	10	15081	6	15174	4 11	15244	16 6
14744	1 0 4	14836	1 11 4	14911M	8	14997J	10	15082	6	15177	6 0	15245	5 11
14745R	4	14837	1 8	14912M	1 6	14998J	1 1	15094	4 7	15178J	1 0	15254	1 9 10
14750	8	14838	2 7	14913	2 8	14999J	1 2	15095	4 7	15179J	1 0	15255	13 6
14751	6 7	14839	2 7	14914	11	15000J	1 2	15096	4 7	15180	4 1 3	15256	9 2 8
14753	3 6	14840	10	14915M	1 9	15001J	10	15099P	6	15181	2 6	15257	7 10 8
14756	13 2	14843	6 2	14916	2 8	15003	8 8	15101	1 10	15182	7	15258	4 13 7
14759	16 9	14845D	1 2	14917	3 1	15007	1 3	15102	11 11	15183	5	15259	3 2 2
14761	1 2	14851	3 14 5	14919	7	15008	9 7	15115	15 8 5	15185B	5 10	15260	18 9
14762	1 6	14854J	3 2	14925	9 8	15009M	5	15116	15 8 5	15186J	6	15261	3 0

MOBYLETTE SPARE PARTS LIST 4 : Recommended Retail Prices
FEBRUARY 1966

All prices are quoted at time of going to press and are subject to alteration without notice being given.

 Sole concessionaires in Great Britain: **MOTOR IMPORTS Co. LTD., 7 Gresham Road, London, S.W.9**

Part No.	Price	Part No.	Price	Part No.	Price	Part No.	Price	Part No.	Price	Part No.	Price	Part No.	Price
£ s. d.	£ s. d.	£ s. d.	£ s. d.	£ s. d.	£ s. d.	£ s. d.	£ s. d.	£ s. d.	£ s. d.	£ s. d.	£ s. d.	£ s. d.	£ s. d.
15262D	1 4	15368	2 0	15478J	1 0	15550	17 10	15610	8	15678	2 2 9	15762	2 7 0
15263	1 4 7	15370	19 10	15480	9 3	15551J	4 11	15611	2 10	15679	1 9 7	15765	18 9
15264J	9	15371	11 1	15481	6 7	15552	3	15612	2 10	15680	15 2	15766J	1 1
15265	9 2 5	15377	2	15483	4 19 10	15553	11	15613	5 4	15681	2 0 9	15767	8
15266	6 5 8	15379	4 10 7	15485	14 0	15556P	1 4	15614	2 6	15682	19 8	15771	1 0
15267	4 8 4	15383J	10	15486	2 19 11	15559	3 7 7	15615	9	15683	10 7	15773	10
15269	1 4 2	15384	1 2	15487	1 14 2	15561	5 8	15616	3 0	15686	1 5 9	15774	3 8
15277	16 6	15385	2 18 11	15488	13 2	15563	9 2	15617	5	15687	2 9 0	15776	19 0
15283	13 3	15386J	3	15491R	5	15571	18 2	15618	5	15688	1 1 6	15791	2 3 7
15287P	7	15390	1 2 6	15492	5 8	15572	6 10 4	15619	1 2	15689	1 12 10	15792	2 2
15300	1 10 1	15395	7 9	15493B	5 7	15573	1 17 10	15620J	7	15690	8 1	15800	10 19 6
15302	15 9 5	15396	1 18 8	15497	2 1	15574	1 0 4	15621J	1 1	15691	14 8	15801	3 6 4
15303	2 4	15397	16 6	15501	23 10 7	15575	9 7	15623D	8	15692	8 3	15802	1 16 8
15305	14 8	15406	3 9 4	15503	3 17 1	15576	2 10	15624D	2 4	15693	4 2	15804	5 15 0
15306D	1 1	15407	7 11	15507	19 10	15578	3 2	15625	2 4	15694	1 1 0	15805R	5
15307J	1 1	15408	7 11	15508	1 11 4	15579	3 4	15626	1 1	15695J	7	15806R	5
15317	5 19 0	15409	14 2	15509	13 6	15580	6 3	15629	6	15697	1 7	15808R	5
15318	2 7 7	15413	8 9	15510	5 4	15581J	9	15638	16 6	15698	1 7	15809R	5
15319	6 10	15415	16 6	15511	2 6	15582	1 9 7	15641	1 18 8	15699	1 7	15814	10 7
15320	7	15417	2 9 0	15512M	4	15583	3 8	15642	16 6	15700	1 7	15816	1 18 8
15321	5 8	15418	1 1 6	15513	11 8	15584D	3 2	15643	2 8	15702	2 10	15817	13 1
15322	9 5	15419	2 7 3	15514	9	15585D	3 0	15645	2 8	15703	5	15818	2 10
15323	11 3	15420	1 5 10	15515	5 6	15587J	1 1	15646	13 1	15710J	1 8	15821	6 3 6
15324J	4	15421	1 10 4	15516	5 6	15588	3	15647	5 8	15712B	1 7	15822	1 0
15325J	1 1	15422	1 10 4	15517P	8	15589	3 14 5	15648	3 4	15716	5 8	15823	14 10
15326J	4	15423	7 11	15518P	1 5	15590	5 14 8	15649	3 4	15718J	1 7	15824J	10
15327D	1 7	15426	2 11	155191J	6	15591	6 0	15650	23 10 7	15723	5 8	15825	14 7
15328J	7	15428	19 8	15520J	6	15592	1 2 11	15651	11 7 1	15729	18 6	15826	3 7
15329J	2	15440	16 6	15521	13 2	15593	4 1	15652	3 17 1	15731	8 5 0	15827	10
15330	4 6	15441	18 3	15522A	4 6	15594	2 10	15656	3 9 4	15733	4 8 8	15835	1 9 1
15331	4 6	15442	5 11 9	15523	2 0	15595	5 0	15657	14 2	15734	1 14 2	15836	1 9 1
15332	4 6	15445	15 2	15524	15 11	15596J	10	15658	7 11	15735	13 2	15839	4 19 10
15333D	1 6	15447	8 1	15525	4 6	15597	1 6	15659	7 11	15736	4 2	15843	2 14 6
15337P	5	15448	3 7 7	15526	2 10	15598	6 6	15661	4 19 10	15737	2 10	15845	10 19 0
15348	3 6 0	15450	1 9 8	15527	1 7 7	15599D	1 6	15662	1 19 7	15739	2 8	15848	1 0 3
15349	3 0	15452D	4 6	15528	1 2	15600D	1 10	15663	1 18 8	15740	2 8	15850	6 18 0
15350	5 3	15453	5 14 8	15534	7 16 1	15601	23 10 7	15664	16 6	15741	3 4	15851	3 12 0
15351M	1	15454	2 2 9	15535	1 7 7	15602	6 5 8	15669	1 18 8	15742	8	15852	1 13 4
15352	6 3 6	15455	1 9 7	15538	2 4	15603	3 1 4	15670	16 6	15745	3 7	15853	1 18 0
15354	2 19 10	15457	2 0 3	15542R	5	15604	3 4 4	15672	4 3 0	15746	1 1 4	15855B	12 6
15356J	3	15458	1 7 4	15545R	5	15605	1 5 2	15673	2 10	15752	1 4 10	15859	9 3
15362	7 1	15459	15 2	15546R	5	15606	1 3 3	15674	1 10 4	15756	1 19 7	15863	9 1
15364	4 7 6	15465	15 8	15547	6 0	15607	17 10	15675	1 10 4	15757J	1 4	15864	9 1
15365	5 0	15466	9 11	15548D	4 6	15608	3	15676	18 6	15758J	1 3	15866	1 2 2
15366	3 2	15477	15 1	15549J	3	15609	10	15677	5 14 8	15760	1 7 3	15867	4 8

MOBYLETTE SPARE PARTS LIST 5: Recommended Retail Prices
FEBRUARY 1966

All prices are quoted at time of going to press and are subject to alteration without notice being given.

Sole concessionaires in Great Britain:

MOTOR IMPORTS Co. LTD., 7 Gresham Road, London, S.W.9

Part No.	Price	Part No.	Price	Part No.	Price	Part No.	Price	Part No.	Price	Parts No.	Price	Part No.	Price
£ s. d.	£ s. d.	£ s. d.	£ s. d.	£ s. d.	£ s. d.	£ s. d.	£ s. d.	£ s. d.	£ s. d.	£ s. d.	£ s. d.	£ s. d.	£ s. d.
15868	4 8	15935	3 0	16108	5	16564	12 3	16639M	4	16703	1 11 4	16773	1 0
15869	5 19 6	15936	2 11	16111	4 2	16565M	6	16640M	3	16704	26 9 9	16774	4 4
15870	6 3	15937	1 2	16112	2 4	16566M	8	16643	3 14 7	16708	3 4	16775	4 0
15871	1 8	15938	1 4	16116	2 10	16567	1 17 10	16644	3 14 7	16709	23 10 7	16776	3 8
15872	4 2	15939	5	16117	11 7	16568P	8	16645	3 14 7	16710	13 0 1	16777	3 4
15874C	3 4	15940	5 2	16456	7 11	16569	1 0	16646	2 17 5	16711	5 10 1	16778	4 0
15875C	4 2	15941	2 8	16504	23 10 7	16570	8	16647	2 17 5	16712	19 0	16779	3 4
15876	15 8	15945	2 1 3	16508	6 6 7	16572	15 1	16648	3 1 1	16713	19 10	16780	5 0
15877J	1 4	15946	19 2	16509	2 1 3	16574	15 1	16651	2 17 5	16714	4	16781	5 0
15878	9 11	15948	1 0	16510	2 3 7	16575	12 3	16652	2 17 5	16715	4	16782	3 0
15880	1 13 7	15951	4 0	16511	18 6	16576M	8	16653	3 1 1	16716	7 7	16783	10
15881	3 11	15952	1 10	16512	1 3	16577	4 19 10	16659	6 6 7	16719	1 10 5	16784	1 5
15884	1 12 6	15953	1 10	16513	7	16578	7 2 11	16660	4 19 10	16720	2 14 2	16785	7
15885	1 12 6	15954J	8	16515	3 2	16580	5 5	16662	2 19 11	16721J	10	16786	3 2
15886	15 2	15955	15 11	16516	1 12 4	16584	4 19 10	16663	1 18 8	16722	2 19 10	16787	9 1
15887	10 4	15956	4 6	16517	9 3	16585	1 8 8	16664	16 6	16723C	10	16789	2 8
15888	10 4	15958P	6	16521	1 0 2	16586	11 7	16665	9 17 8	16724	16 10	16790	1 0
15890	1 16 2	15959	7	16524	23 10 7	16588	6 7	16666	7 17 3	1672 \$	13 2	16791	1 9 1
15891	1 16 2	15963	4 18 0	16525J	8	16589	6 6 7	16667	4 18 0	16726	4 16 6	16792	1 9 1
15892J	4	15964	3 12 7	16527	8 11	16591	5 8	16668	3 12 7	16727	2 4	16793	1 10
15894J	4	15965	1 1 0	16528	1 11 8	16595	1 14 2	16669	1 18 8	16728	6 3 6	16798	3 7 7
15904	4	15966	2 0	16529	12 7	16596	13 2	16670	16 6	16729	5 8	16803	1 12 6
15908	8 5 0	15967	2 0	16532R	5	16597	9 17 8	16673	10 3	16730	10 19 0	16804	1 12 6
15909	1 4 9	15968	3 4	16536	38 18 0	16606	1 14 2	16674	2 6	16731J	10	16805	1 12 6
15910J	9	15969	3 4	16538	11 11 0	16607	5 8	16676	1 2	16733	12 4	16806	1 12 6
15911	1 14 2	15970	2 4	16539	14 10	16611	11 7	16677	4 10 7	16738	3 12 7	16824	1 12 6
15912	13 2	15971	5 9	16540M	2	16615	4 10 7	16679	1 8	16743	4 2	16836	8 1
15917	3 0	15972	2 10	16541L	2	16618	8 9 6	16680	5 4	16745	2 13 2	16837	2 8
15918	11	15977R	8	16542	3	16619	10 3	16681	4 6	16746	6 7	16838	8
15919	5 6	15978	2 3	16543J	2	16620J	1 6	16684	1 17 10	16747	6	16839	1 0
15920	10 11	15982	7 7	16545	1 11 4	16622	7 8 6	16685	5 17 11	16748J	1 0	16840	26 9 9
15921	1 2	15983	3 3	16546	13 6	16623	3 17 3	16686	2 10 5	16749	4 4	16841	3 4
15922	7	15984	6 0	16547	5 4	16624	1 1 2	16687	4 2	16751	4 4	16842	6 3 6
15923	5 14 8	15985D	1 6	16548D	1 4	16625	2 10 6	16688	3 8	16752	4 10	16843	1 2
15924	2 2 9	15990	1 8	16550D	1 6	16626	2 16 11	16689	5	16753	2 16 7	16844	1 8 11
15925	5 10	15991	1 1 10	16551	10 19 6	16627	7 8 5	16690	2 4	16754	23 10 7	16845	6 6
15926	1 5 1	15993	3 3	16552	3 9 8	16628	2 2 6	16691	13 6	16759J	7	16846	3 6 0
15927	4 13 9	15994	3 3	16553	11 7 1	16629	6 10	16693J	1 0	16760	4 14 11	16847	8 7
15928	2 9	15995	3 3	16554	3 17 1	16630	1 7	16694	1 17 10	16764	13 2	16848	1 2 9
15929	1 0	15996	4 6	16555	1 6	16631	4	16695	1 0 4	16765	13 2	16852	1 12 4
15930	79 19 3	15998J	10	16556	6 18 0	16632	12 18 11	16696	1 11 4	16766	13 2	16853	1 12 4
15931	2 10	16104	14 0	16558	16 6	16633	5 4 6	16698J	1 0	16767	13 1	16854	1 12 4
15932	2 2	16105	8	16559	6 7	16634	19 3	16699	6	16769	3 0 9	16855	1 12 4
15933	7 11	16106	1 0	16561	9 7	16635	1 0 2	16700	2 10	16770	17 2	16856	1 12 4
15934	3 7	16107B	5 7	16563	18 9	16637	3	16702	2 0	16772	1 0	16857	1 12 4

MOBYLETTE SPARE PARTS LIST 7 : Recommended Retail Prices

FEBRUARY 1966

All prices are quoted at time of going to press and are subject to alteration without notice being given.

Sole concessionaires in Great Britain:

MOTOR IMPORTS Co. LTD., 7 Gresham Road, London, S.W.9

Part No.			Price			Part No.			Price			Part No.			Price			Part No.			Price			Part No.			Price					
£	s.	d.	£	s.	d.	£	s.	d.	£	s.	d.	£	s.	d.	£	s.	d.	£	s.	d.	£	s.	d.	£	s.	d.	£	s.	d.	£	s.	d.
17404	1	3	17479	5	10	17572	2	5	17748	14	4	18009	1	10	4	18106	14	2	18263	4	8											
17405F	9		17480	1	3	0	17577	18	0	17758	2	14	6	18108	1	12	6	18265D	1	7												
17406	4	8	17484B	9	11	17584	1	9	4	17759	5	8	18011	7	11	18109	1	12	6	18275	1	0										
17407J	1	4	17485D	10	17585	1	9	10	17760J	9	18012	5	8	11	18110	15	18	6	18276	10	2											
17415D	4	2	17486J	6	17587	2	11	8	17761	10	19	6	18013	2	9	6	18111	1	9	10	18277	10	2									
17416	8	17487	12	13	2	17591D	1	0	17762	3	9	8	18014	1	13	10	18113	9	1	6	18291J	1	0									
17417	1	7	17488	5	5	6	17593	2	10	17764	19	6	18016	1	3	8	18114	10	4	18307	1	12	4									
17418	15	1	17489	6	13	4	17594	1	14	2	17765	19	6	18018	3	10	10	18115	10	4	18308	1	12	4								
17419	15	1	17490	18	10	17595	13	2	17766	1	10	18019	1	7	7	18116	10	2	0	18309	1	12	4									
17420	10	17494	7	8	6	17618	3	12	7	17774	11	7	18021	9	17	8	18117	1	6	5	18310	1	12	4								
17421	11	17495	19	10	17620	16	6	17775	1	7	18024	3	9	4	18118	2	10	0	18311	1	12	4										
17422	2	0	17505	6	18	0	17623	2	8	17778	1	16	2	18027	14	0	18119	4	9	18312	1	12	4									
17423	5	8	17514	2	10	17625	12	15	7	17779	1	16	2	18028	1	0	8	18120	1	3	5	18313	1	12	4							
17424J	10	17515	6	7	17626	2	1	3	17780J	9	18030	6	6	7	18121	15	4	18314	1	12	4											
17425J	6	17516	9	3	17627	5	2	11	17782J	8	18034R	5	18122	1	0	18324J	10															
17426J	2	17517	6	7	17628	6	13	4	17783J	6	18037	11	7	18123	8	18325	5	4														
17428	19	6	17518	9	3	17629	3	4	7	17784J	6	18040	4	8	18124J	8	18330J	1	11	3												
17429	5	8	17519	1	0	17651	2	7	7	17795	15	6	18046D	10	18125	1	0	4	18331J	3												
17430	5	19	6	17523J	10	17652	1	4	6	17817	6	10	4	18049	6	6	7	18128	2	16	1	18353	1	2	0							
17431	6	6	7	17528	3	15	11	17653	1	14	0	17821	14	13	8	18050	4	19	0	18130D	5	8	18354	5	7							
17432	4	19	10	17530	3	19	2	17662	2	10	17822	7	8	6	18054D	9	5	18131	6	0	18355	10	3									
17434	9	17	8	17531	2	2	3	17663	2	2	17824	5	8	18055	9	17	8	18133	7	17	9	18356D	9									
17435	7	17	3	17532	1	1	2	17664	9	7	17825	19	0	18063	6	7	18134	6	0	6	18376	7	11									
17437	2	19	11	17533	10	7	17665	9	7	17826	19	0	18067	1	12	6	18140	1	7	1	18382	15	16	10								
17438	1	11	11	17534	10	7	17666	5	8	17827	1	19	0	18068	1	12	6	18141	18	9	18383	5	0									
17439	14	10	17535	2	19	11	17670	2	6	17828	1	19	0	18071	23	10	7	18142	3	5	11	18384J	10									
17440	14	0	17536	16	0	17675	6	17839	4	8	10	18072	23	10	7	18153	1	6	3	18385D	1	8										
17442	1	2	17537	1	1	1	17676	7	8	17840	1	13	0	18076	17	2	18156	4	8	18386	9	17	8									
17443B	5	7	17538D	4	11	17677	3	0	17841	1	7	1	18077	12	12	6	18169	11	7	18388	1	10	10									
17444	2	10	17543	3	12	7	17699	2	8	17842	1	10	10	18078	5	2	8	18176	23	10	7	18389	13	9								
17447	1	15	10	17544	2	3	17706	3	0	17843	18	9	18079	12	3	18186	15	2	18391	1	6	3										
17448	16	0	17547	7	17	3	17707	7	8	6	17844	3	3	1	18080	23	10	7	18201J	1	0	18393	2	0								
17449	15	8	17553	1	18	8	17709	4	13	9	17845	5	2	11	18082	2	3	3	18202J	1	4	18404	1	1	7							
17450	6	7	17554	9	8	17724	6	0	17847	11	1	18083	1	2	2	18218	1	5	3	18405	1	11	3									
17451	2	4	17555	1	9	10	17726	7	11	17854	4	19	10	18085	1	9	8	18220	2	2	18407	2	5									
17454	1	2	17556	7	8	17731	1	10	0	17855	1	14	2	18087J	5	18222	1	3	4	18419	15	16	10									
17455	5	4	17557	1	10	17732	13	0	1	17893	2	15	10	18088	7	17	3	18223	11	1	18433	1	11	3								
17456	4	7	6	17558	6	9	2	17733	5	10	1	17985D	2	5	18090	13	9	18232	2	14	6	18434	7	13	0							
17458	6	11	17559	2	7	7	17734	19	0	18001	15	16	10	18094D	1	0	18247	4	0	18445	2	0										
17466	1	10	0	17560	11	18	11	17735	19	0	18002	1	3	9	18095	13	9	18250	6	13	4	18447	2	14	6							
17470	1	4	9	17563	9	17	8	17738	15	5	18003	1	11	4	18096	6	2	18256	7	17	3	18448J	9									
17475	5	11	9	17567J	1	4	17740	2	5	1	18004	2	2	3	18101	23	10	7	18257	4	15	8	18450	9								
17476	2	0	3	17569	4	4	17741	1	1	7	18005	1	1	2	18103	1	10	0	18260	1	0	4	18455	1	13	7						
17477	15	2	17570	16	4	17742	1	11	3	18006	10	7	18104	7	11	18261	7	18	5	18456	1	12	8									
17478	3	14	5	17571	5	11	17743	7	8	18008	15	8	18105	7	11	18262	7	18	5	18457	13	6										


MOBYLETTE SPARE PARTS LIST 8: Recommended Retail Prices
FEBRUARY 1966

All prices are quoted at time of going to press and are subject to alteration without notice being given.

 Sole concessionaires in Great Britain: **MOTOR IMPORTS Co. LTD., 7 Gresham Road, London, S.W.9**

Part No.	Price			Part No.	Price		
	£	s.	d.		£	s.	d.
18459D	3	2		4172JJ		4	
18461	11	8		4326		11	
18462	1	1	10	4372		10	
18463M		3		8208	2	2	
18465	19	10		8333J	3	3	
18468D	3	0		8831P		10	
18469	1	12	8	8877	1	9	
18483	1	10	4	8844		4	
18484	1	10	4	9190		11	
18487	9	17	8	9513	3	8	
18490	11	1		10263		6	
18491	8	3	2				
18497	23	10	7				
18505	1	11	4				
18513	1	10	4				
18514	1	10	4				
18517	5	11	9				
18518	2	0	3				
18520		15	2				
18521	2	2	11				
18529	15	16	10				
18530	1	3	9				
18531	5	8	11				
18532	2	9	6				
18544	4	1	8				
18552		8	3				
18591	2	2	11				
18593		19	6				
18598		1	7				
18599		5	8				
18860	2	2	11				
18876A	6	9	2				
18877	2	16	1				
18878		5	8				
18879		11	3				
18880J			5				
18881		6	8				
18883		1	5				
18886	2	3	7				
18887		10	4				
18889	6	9	2				
18890	2	16	1				
18892		1	7				
18893			6				
18894	4		8				

IceniCAM On-Line Library



www.icenicam.org.uk