


IceniCAM Information Service



www.icenicam.org.uk



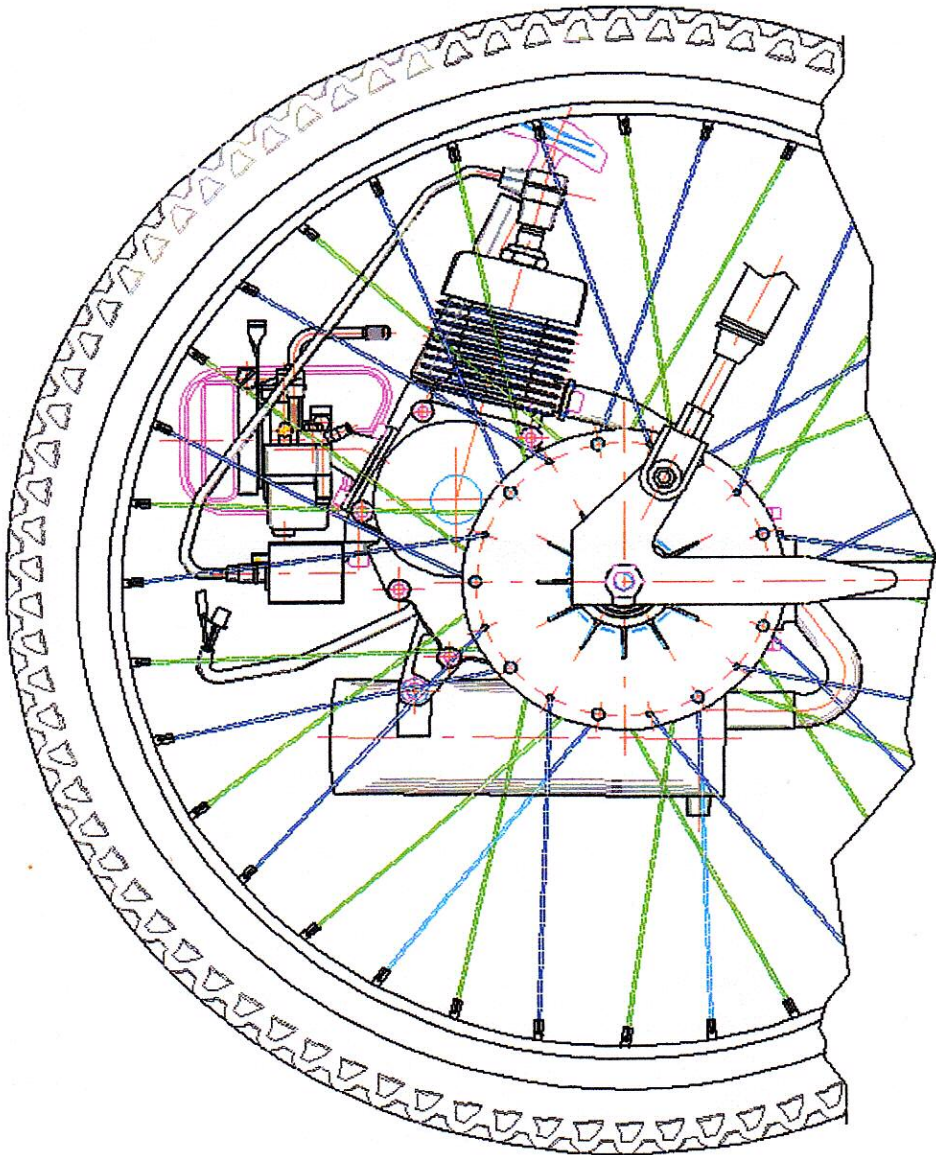
FM128

BICYCLE ENGINE

28cc - 2 stroke
air cooled - electronic ignition
automatic clutch - pull-starter
0,8 kW (1,1 Hp) at 6000 rpm
1,6 Nm at 3800 rpm

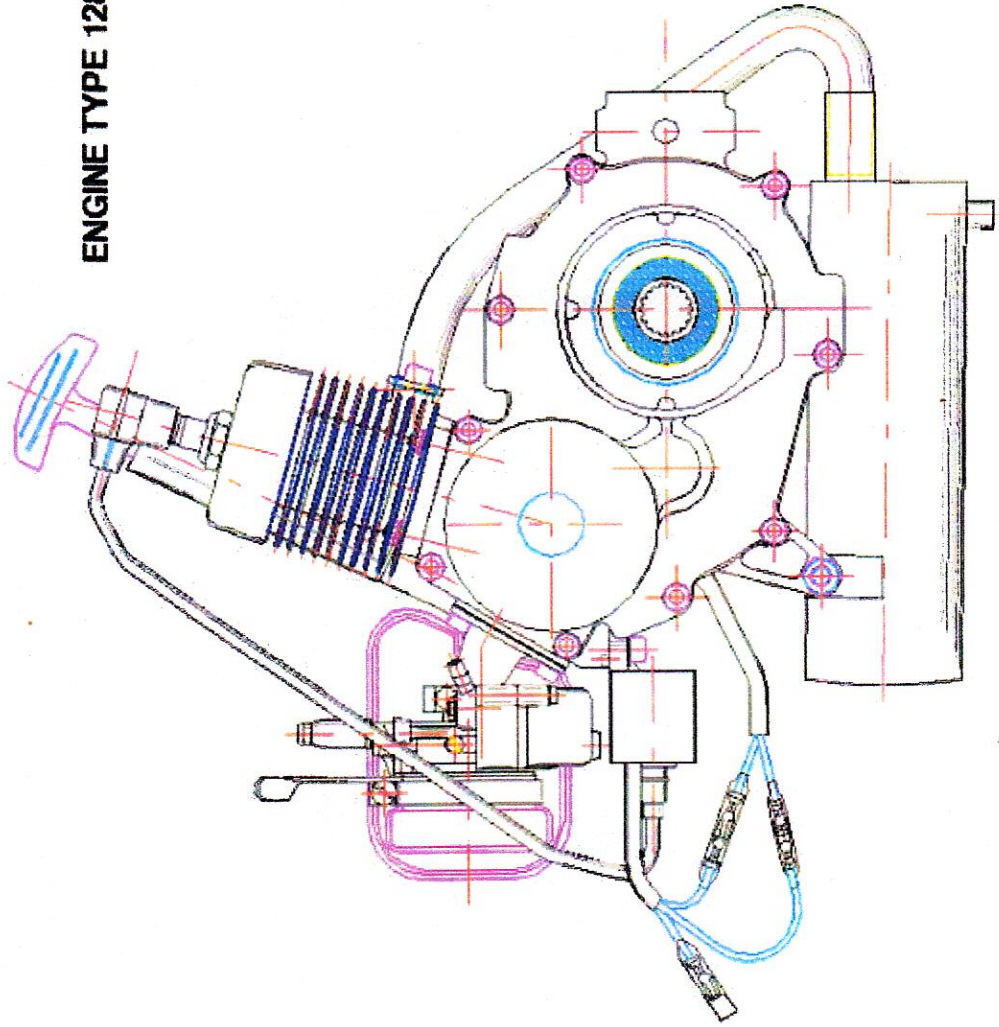


09/11/05 CI





ENGINE TYPE 128 - RIGHT VIEW





TECHNICAL DATA SHEET: 128 BICYCLE ENGINE 33km/h

ENGINE	Two-Stroke Single Cylinder
CYLINDER	Light alloy with nikel plated liner
BORE	32,0 mm
STROKE	35,0 mm
DISPLACEMENT	28,1 cc
INTAKE	Reed valve in cylinder
COMPRESSION RATIO	7,5:1
MAX. POWER CRANKSHAFT	1,10 HP (0,80 Kw) at 6000 rpm
MAX. TORQUE CRANKSHAFT	1,60 Nm at 3800 rpm
COOLING	Natural air flow
CARBURATOR	Dell'Orto SHA 12.7 Venturi = 7,0 mm
LUBRIFICATION	Petrol and oil mixture 2%
AIR FILTER	Polyurethane-foam cartridge filter
MUFFLER	Reflection absorption silencer
IGNITION	External H.V.
GENERATOR	Electronic magnetic flywheel 3,5W 6V
STARTER	Recoil starter
CLUTCH	Automatic centrifugal oil bath clutch
PRIMARY TRANSMISSION	With geardrive
SECONDARY TRANSMISSION	Wheel hub splined to the shaft
ENGINE OUTPUT RATIO	1:27,69
CHAIN ALIGNMENT	30 mm
SPARK PLUG	Champion L 82 C M14x1
FUEL	EURO unleaded 623-02 R.O.N. 95
OIL CAPACITY ENGINE	0,070 kg type SAE 20W
DRY WEIGHT	6,0 kg
DIMENSION OF REAR WHEEL	24"or 26"

