

**More cyclists  
choose to ride on  
Michelin  
than on any other  
cycle tyre**



**MICHELIN**

Michelin "High Speed" 26" and 27" x 1 1/4" with translucent walls. 27" x 1 1/4" also available with white walls at no extra cost.

**More cyclists  
choose to ride on  
Michelin  
than on any other  
cycle tyre**



**MICHELIN**


**Michelin**  
**make a**  
**tyre to fit every**  
**Moped**



**MICHELIN**



**Translucent or  
White Walls—  
at no extra cost**



Both the Michelin 'Sports' and the Michelin 'High Speed' are made of the best shock-resisting materials built to a high standard of quality. They are fast, safe and durable.

HIGH SPEED 27" x 1¼"	_____	<b>16/5d</b>
SPORTS 27" x 1¼"	_____	<b>14/6d</b>
TUBES	_____	<b>6/11d</b>

*You are on safe ground with*

**MICHELIN CYCLE TYRES**

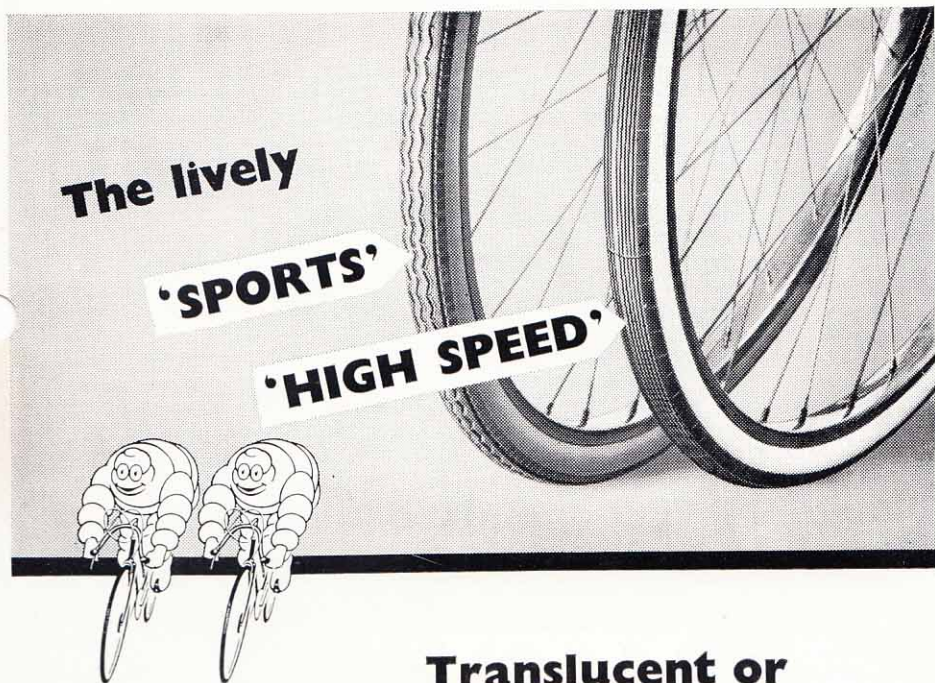
Michelin Tyre Co. Ltd. Factories: Stoke-on-Trent (Head Office) & Burnley

1B63/9/C

**More cyclists  
choose to ride on  
Michelin  
than on any other  
cycle tyre**



**MICHELIN**



## Translucent or White Walls— at no extra cost



Both the Michelin 'Sports' and the Michelin 'High Speed' are made of the best shock-resisting materials built to a high standard of quality. They are fast, safe and durable.

HIGH SPEED 27" x 1 $\frac{1}{4}$ "	16/5d
SPORTS 27" x 1 $\frac{1}{4}$ "	14/6d
TUBES	6/11d

You are on safe ground with

# MICHELIN CYCLE TYRES

Michelin Tyre Co. Ltd. Factories: Stoke-on-Trent (Head Office) & Burnley

1B63/9/C



**Doug Saunders  
is a Committee Member  
of the L.C.G.B.  
and frequent Chief Marshall  
at its rallies.**

**He always buys Michelin tyres.**




**This is what he says about them:**

*"I've always had complete satisfaction  
with Michelin tyres. They give me more mileage  
than any other tyre  
—up to 15,000 miles on ordinary running.  
After that they're still good enough  
to use as spares."*



**MICHELIN**


**More cyclists  
choose to ride on  
Michelin  
than on any other  
cycle tyre**



**MICHELIN**

Michelin "High Speed" 26" and 27" x 1 1/4" with translucent walls. 27" x 1 1/4" also available with white walls at no extra cost.





**Michelin  
make a  
tyre to fit every  
Moped**



**MICHELIN**

66/20/GB


**More cyclists  
choose to ride on  
Michelin  
than on any other  
cycle tyre.**



**MICHELIN**

66/54/GB

**More cyclists  
choose to ride on  
Michelin  
than on any other  
cycle tyre**



**MICHELIN**

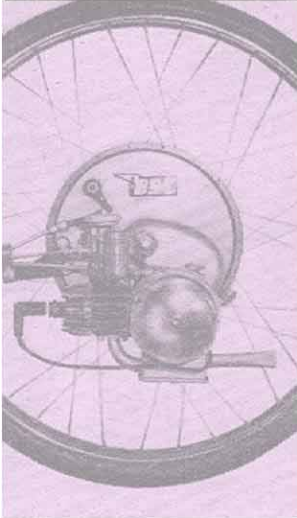
Michelin "High Speed" 26" and 27"x 1 $\frac{1}{4}$ " with translucent walls. 27"x 1 $\frac{1}{4}$ " also available with white walls at no extra cost.

**More cyclists  
choose to ride on  
Michelin  
than on any other  
cycle tyre**



**MICHELIN**

# IceniCAM Information Service



[www.icenicam.org.uk](http://www.icenicam.org.uk)