

JAMES

SPARE PARTS CATALOGUE

1958 MODELS

L1 Comet 100

L15 Cadet 150

L17 Cavalier 175

K7 Captain 200

L25 Commodore 250


MANUFACTURERS :

**JAMES MOTOR CYCLES LTD
GREET, BIRMINGHAM 11**

PRICE: 5/-

JAMES


1958 MODELS




MODEL L1 - COMET 100
First frame number AL1/1111
Villiers 98 cc. Mk. 4F engine




MODEL L15 - CADET 150
First frame number AL15/3082
Villiers 147 cc. Mk. 30C engine



MODEL L17 - CAVALIER 175
First frame number AL17/101
James 172 cc. Mk. 17T engine



MODEL K7 - CAPTAIN 200
First frame number AK7/101
Villiers 197 cc. Mk. 10E engine



MODEL L25 - COMMODORE 250
First frame number AL25/2252
James 249 cc. Mk. 25T engine

JAMES

Spares for 1958 models

The James factory-to-dealer service is the quickest way for owners to obtain spares. James dealers hold stocks of most spares likely to be needed and if our dealer is unable to supply, we will execute an order from him by return — subject to stocks being available at the factory.

In emergencies — e.g. when touring or when the owner is unable to contact a James dealer, spares will be supplied direct against cash with order or C.O.D. Alternatively, we shall be pleased to put a James owner in touch with our nearest dealer.

Owners will assist James stockists by providing the following information when calling for spares.

Model and year of manufacture.

Frame and Engine numbers in full.

Old part as pattern, if possible.

Part number and description as in this catalogue.

- Group**
- 1** *Front Forks*
 - 2** *Frames and R/S*
 - 3** *Wheels, hubs, brakes*
 - 4** *Engines and Gearboxes*
 - 5** *Magnetos and Lights*
 - 6** *Carburettors*
 - 7** *Sundries*

JAMES MOTOR CYCLES LTD., BIRMINGHAM 11

Telephone : VICTORIA 2211
(5 lines)

Telegrams : JAMES GREET BIRMINGHAM
(Telex)

Ordering from the Factory

Our Service Department handles a large volume of daily correspondence from all over the world and it is in the interests of our customers to provide detailed information so that our staff can deal with their orders promptly and efficiently.

Orders and any relevant correspondence should clearly state :

Name and Address.

Date and Order Number (if any).

Part number and description as in this catalogue.

Complete Frame Number of model for which spares are wanted.

Complete Engine Number, in addition to the Frame Number if engine spares are required.

If unable to quote part numbers, the old parts may be sent as patterns, with name and address securely attached. Old parts will not be returned unless specifically requested at the time of ordering.

Should a private owner find it necessary to write to us regarding an order placed with his local James stockist, he should clearly state all the above details **plus** the name and address of the stockist with whom the order was placed ; the date the order was placed and if possible the date and order number of the stockist's order sent to us.

Payment

Orders for Spares and Repairs are always handled on a cash basis. Unless otherwise instructed, we will normally send spares by C.O.D. post (weight permitting) when remittance does not accompany the order. If desired, we will forward a pro-forma invoice and spares will be despatched on receipt of remittance.

All invoices under £10 will be surcharged by 5% (minimum 1/-) to cover packing and postage or carriage.

When remitting by telegraph money order, the name and address of the sender must be included in the space provided on the Post Office Requisition form for a private message from remitter to payee. Unless this is done the G.P.O. does not provide this information.

Please quote our Advice Note or Repair Docket Numbers in any correspondence relating to past spares or repairs.

JAMES

Spares for

Front Forks

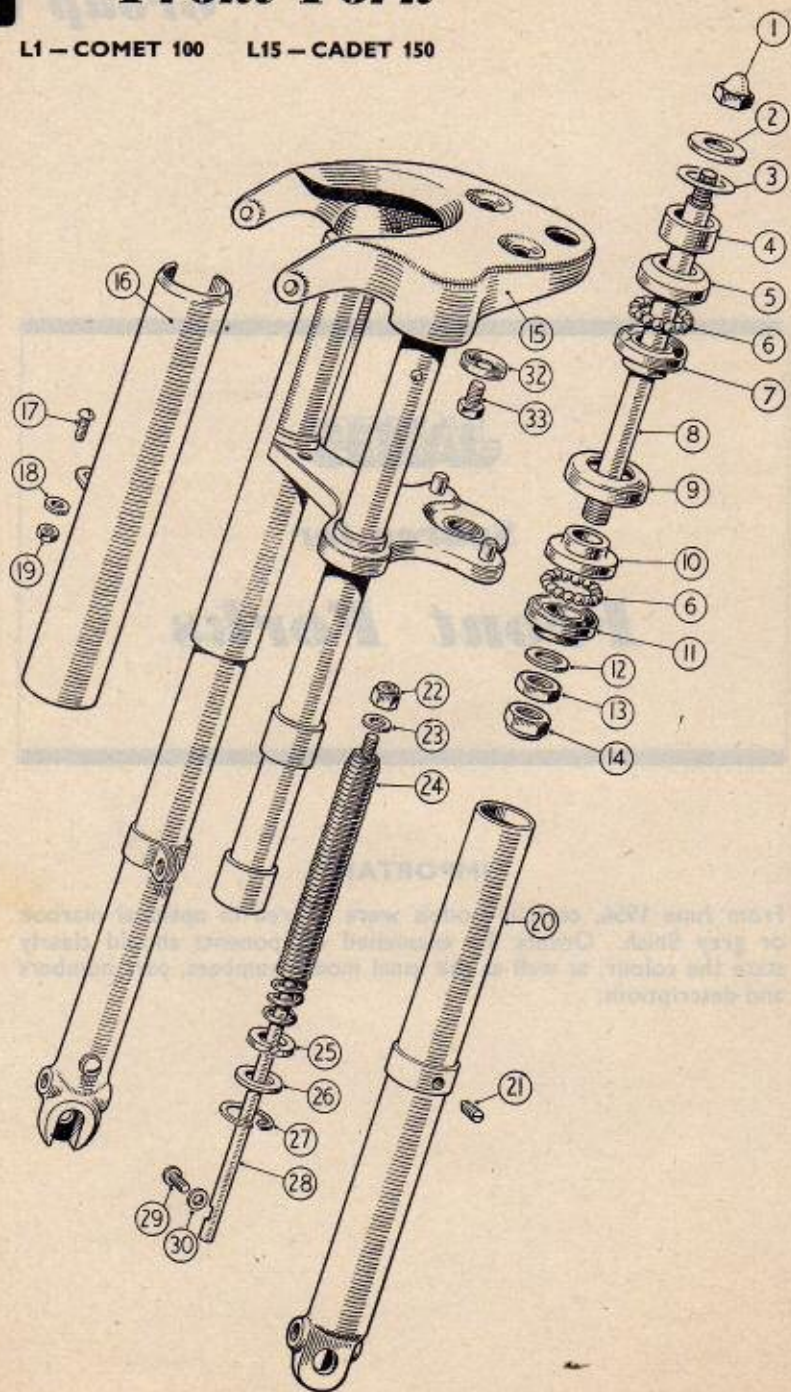
IMPORTANT

From June 1956, certain models were offered in optional maroon or grey finish. Orders for enamelled components should clearly state the colour, as well as the usual model numbers, part numbers and descriptions.

1

Front Fork

L1 - COMET 100 L15 - CADET 150



Front Fork

1

L1 — COMET 100

L15 — CADET 150

Ill. No.	Description of Part	Qty.	Part No.
—	Front fork complete (L15 & L1)	1	004313
1	Hex nut chrome domed head	1	004348
2	Plain washer $\frac{1}{2}$ " dia.	1	900197
3	Shim — steering stem	4	900389
4	Spacer $\frac{3}{8}$ " thick	1	003457
5	Adjusting race	1	004497
6	Ball bearing $\frac{1}{4}$ " dia.	34	000371
7	Upper frame race... ..	1	004495
8	Steering stem	1	003894
9	Enclosure cup — for lower race	1	002942
10	Lower frame race... ..	1	004495
11	Fork crown race	1	004496
12	Plain washer $\frac{3}{4}$ " dia.	1	900383
13	Adjusting nut $\frac{3}{4}$ " x 26 t.p.i.	1	900353
14	Locknut $\frac{3}{4}$ " x 26 t.p.i.	1	900352
15	Fork stanchions with crown and top plate	1	003461
16	Outer cover	2	003462
17	Mush head screw $\frac{1}{4}$ " x 26 t.p.i.	2	900315
18	Shake proof washer $\frac{1}{4}$ "	2	900004
19	Hex nut $\frac{1}{4}$ " x 26 t.p.i.	2	900027
20	Slider tube	2	003550
21	Oil level grub screw	2	003478
22	Self locking nut $\frac{1}{4}$ " x 26 t.p.i.	2	900403
23	Plain washer $\frac{1}{4}$ " dia.	4	900162
24	Tension coil spring	2	004475
—	Plain washer (use with spring 004475)	2	900418
25	Spring retaining washer	2	003469
26	Plain washer	2	900386
27	Circlip	2	003468
28	Compression rod	2	004484
29	Rod anchor bolt $\frac{1}{4}$ " x 26	2	900385
30	Fibre washer	2	900144
—	Mudguard bridge attachment clip	2	003475
—	" " clip bolt	1	900105
—	Clip bolt and cable stop	1	003474
—	Hex nut	2	900000
—	Plain washer	4	900009

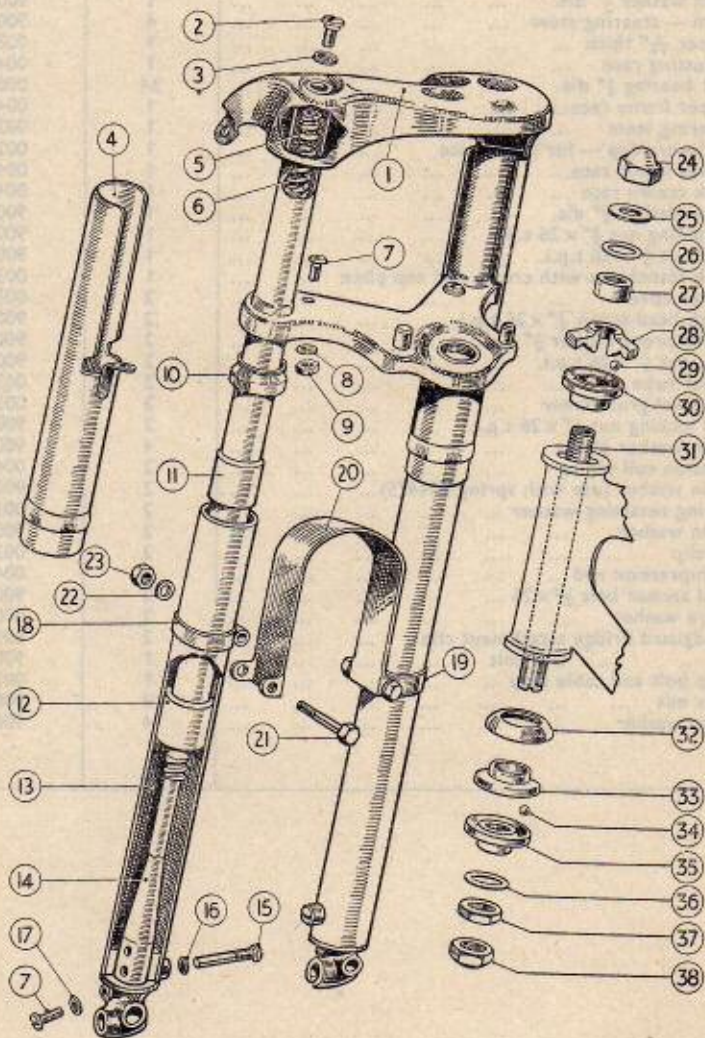
1

Front Fork

K7 - CAPTAIN 200

L25 COMMODORE 250

L17 CAVALIER 175



Front Fork

1

K7 — CAPTAIN 200

L25 — COMMODORE 250

L17 — CAVALIER 175

Ill. No.	Model	Description of Part	Qty.	Part No.
	L17	Front fork complete	1	003952
	K7	Front fork complete	1	003951
	L25	Front fork complete	1	003961
1	K7-L17-L25	Fork crown top plate and stanchions ...	1	003953
2	All	Oil filler plug $\frac{3}{8}$ " \times 26	2	900364
3	"	Fibre washer	2	900144
4	"	Top cover sleeve (chromed rim) ...	2	002938
5	"	Spring adaptor — top end	2	002949
6	K7-K17	Coil spring	2	002948
—	L25	"	2	004450
7	All	Screw for drain plug and top cover fixing $\frac{1}{4}$ " \times 26	4	900315
8	"	Shakeproof washer	2	900004
9	"	Hex. nut $\frac{1}{4}$ " \times 26	2	900027
10	"	Oil seal	2	003018
11	"	Upper fork bearing bush... ..	2	002907
12	"	Lower fork bearing bush... ..	2	002906
13	"	Slider tube and fork end... ..	2	002910
14	"	Damper post with lower spring adaptor	2	002932
15	"	Damper post retaining bolt	2	002917
16	"	Fibre washer $\frac{7}{8}$ " dia. (post screw) ...	2	900358
17	"	Seloc washer (drain plug)	2	900102
18	"	Mudguard bridge clip L.H. with brake cable adjuster plate	1	003199
19	"	Mudguard bridge clip R.H.	1	003020
20	K7-L25	Bridge piece (strip)	1	004162
—	L17	"	1	004703
21	All	Clip bolt $\frac{5}{16}$ " \times 26 t.p.i.	2	900094
22	"	Plain washer $\frac{3}{4}$ " dia.	2	900009
23	"	Hex nut $\frac{5}{8}$ " \times 26 t.p.i.	2	900000
24	"	$\frac{1}{2}$ " hex nut	1	004348
25	"	Plain washer $\frac{1}{2}$ " dia.	1	900197
26	"	Shim 20 thou.	as reqd.	900389
27	"	Spacer	1	003457
28	"	Upper fork race	1	004497
29	"	Ball bearing $\frac{1}{4}$ " dia.	17	000371
30	"	Upper frame race	1	004495
—	"	Steering stem (solid)	1	003894
32	"	Enclosure cup — lower frame race ...	1	002942
33	"	Lower frame race	1	004495
34	"	Ball bearing $\frac{1}{4}$ " dia.	17	000371
35	"	Lower fork race	1	004496
36	"	Plain washer $\frac{3}{4}$ " dia.	1	900383
37	"	Adjusting nut $\frac{3}{4}$ " \times 26 t.p.i., thin ...	1	900353
38	"	Lock nut $\frac{3}{4}$ " \times 26 t.p.i., thick	1	900352

JAMES

Spares and Service Department

HOURS OF BUSINESS FOR CALLERS :

8.30 a.m. to 12.30 p.m.

1.30 p.m. to 5.30 p.m.

MONDAYS

TUESDAYS

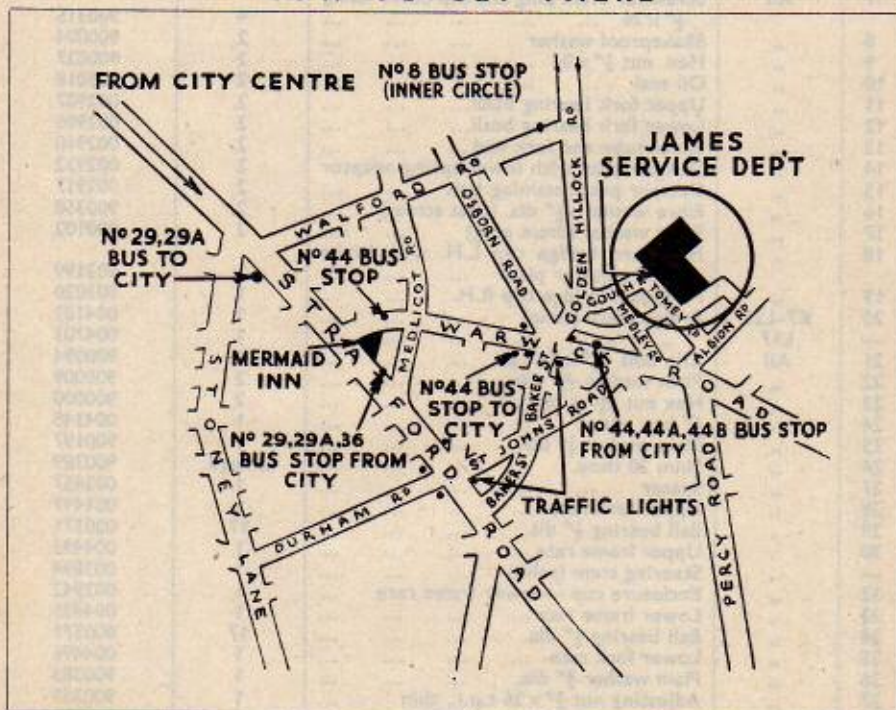
WEDNESDAYS

THURSDAYS

FRIDAYS

(Not Open on National Holidays)

— HOW TO GET THERE —



IMPORTANT

Dealers or private owners of James machines calling at the factory are requested to make an appointment by letter or telephone. This will avoid unnecessary waiting and ensure prompt attention to your enquiries.

JAMES MOTOR CYCLES LTD.

GREET, BIRMINGHAM, 11.

Tel: VICTORIA 2211 (5 lines)

JAMES

Spares for

***Frames and
Rear Suspension***

IMPORTANT

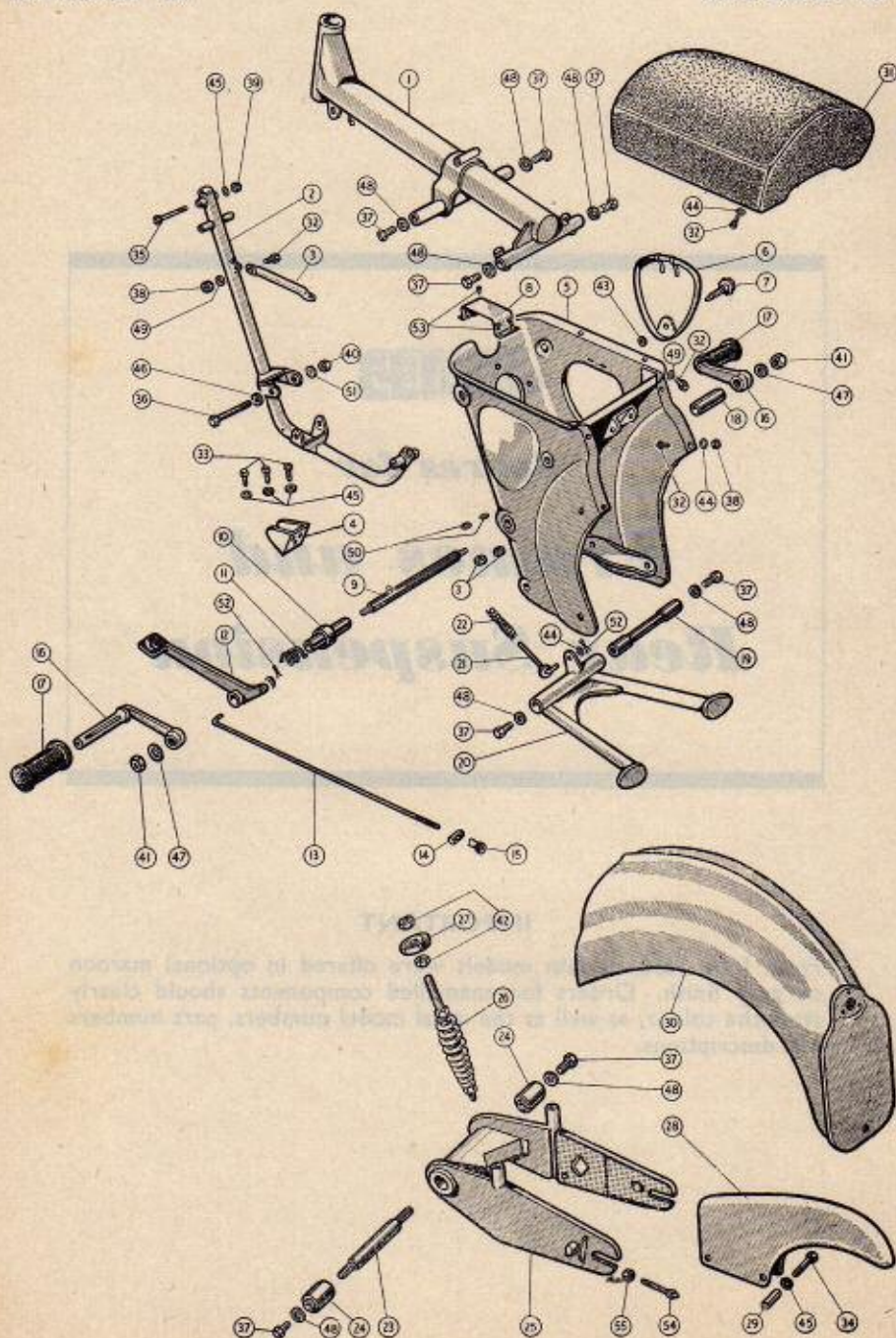
From June 1956, certain models were offered in optional maroon or grey finish. Orders for enamelled components should clearly state the colour, as well as the usual model numbers, part numbers and descriptions.

2

Frame

L1 - COMET 100

L15 - CADET 150



Frame

2

L1 — COMET 100

L17 — CAVALIER

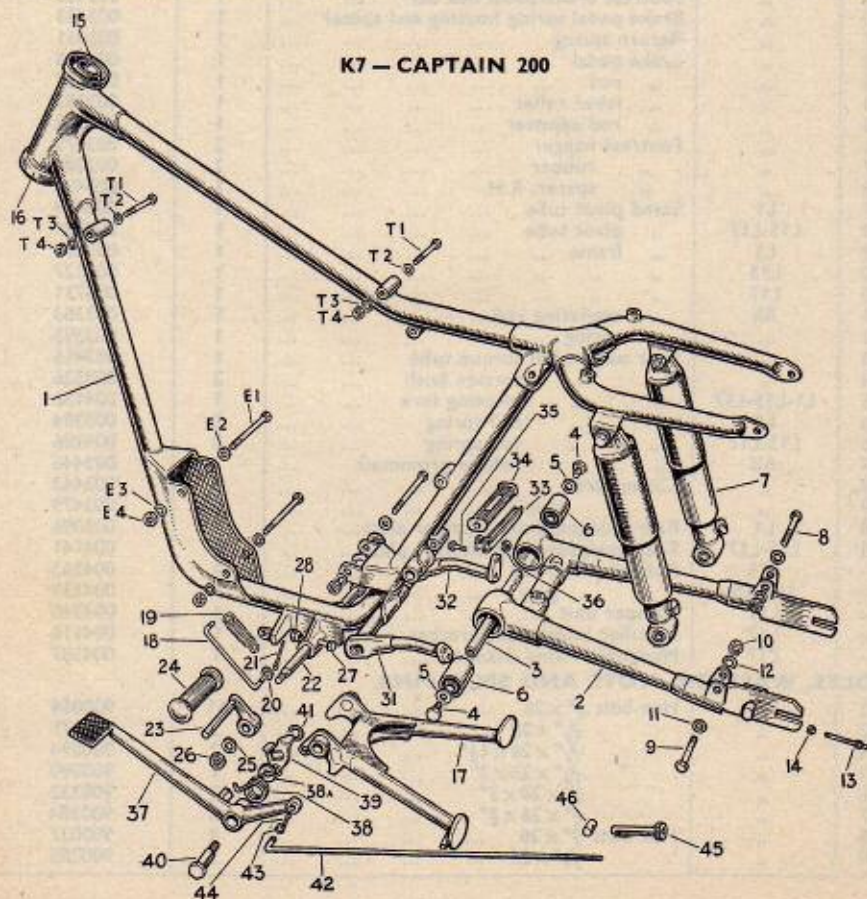
L15 — CADET 150

Ill. No.	Model	Description of Part	Qty.	Part No.
1	All	Frame dorsal tube	1	003355
2	L17	Engine loop tube	1	004082
2	L15	" " "	1	004104
2	L1	" " "	1	004296
3	L15	Cylinder head steady tube	1	003229
3	L17	" " "	1	005089
4	L15	Rear engine lug	1	004107
4	L17	" " "	1	004114
—	L1	" " "	1	004298
5	"	Centre section pressing	1	003362
5	L15	" " "	1	004081
5	L17	" " "	1	005239
6	All	Toolbox lid	1	003678
7	"	" thumb screw	1	000641
8	"	Battery bracket	1	003656
—	"	" bracket insulating strip	1	002484
9	"	Footrest brake pedal hex bar	1	003435
10	"	Brake pedal spring housing and spacer	1	003433
11	"	Return spring	1	003431
12	"	Brake pedal	1	004055
13	"	" rod	1	002367
14	"	" lever roller	1	002382
15	"	" rod adjuster	1	000342
16	"	Footrest hanger	2	003472
17	"	" rubber	2	002026
18	"	" spacer, R.H.	1	003436
19	L1	Stand pivot tube	1	003414
19	L15-L17	" pivot tube	1	004231
20	L1	" frame	1	003408
20	L15	" "	1	004127
20	L17	" "	1	004711
21	All	" operating rod	1	003383
22	"	" spring	1	003395
23	"	Rear suspension torque tube	1	003415
24	"	" torsion bush	2	003526
25	L1-L15-L17	" pivoting fork	1	004186
26	L1	" coil spring	2	003394
26	L15-L17	" coil spring	2	004286
27	All	" rubber grommet	2	003446
28	"	Chainguard	1	003443
29	"	" spacer	2	003479
30	L1	Rear mudguard and number plate... ..	1	003396
30	L15-L17	Rear mudguard and number plate... ..	1	004141
—	L15	Rubber seat black	1	004262
—	L1-L15	" grey	1	004339
—	L17	Damper unit	1	004340
—	L17	Rectifier attachment bracket	1	004116
—	L17	Mudguard fixing channel	1	004587

BOLTS, WASHERS, NUTS AND SPLIT PINS.

32	All	Hex bolt $\frac{1}{4}$ " x 26	11	900054
33	"	$\frac{5}{16}$ " x 26	2	900171
34	"	$\frac{1}{8}$ " x 26 x $1\frac{1}{4}$ "	2	900094
35	"	$\frac{1}{16}$ " x 26 x 2"	1	900290
36	"	$\frac{3}{8}$ " x 20 x 3"	2	900332
37	"	$\frac{1}{2}$ " x 26 x $\frac{3}{4}$ "	8	900384
38	"	Hex nuts $\frac{1}{2}$ " x 26	8	900027
39	"	$\frac{3}{8}$ " x 26	3	900285

Ill. No.	Model	Description of Parts	Qty.	Part No.
40	All	Hex nuts $\frac{3}{8}'' \times 20$	3	900017
41	"	$\frac{7}{16}'' \times 26$	2	900035
42	"	$\frac{1}{2}'' \times 26$	4	900390
43	"	Special washer $\frac{1}{4}'' \times 26$	1	900350
44	"	Plain washer $\frac{1}{4}''$ dia.	14	900008
45	"	$\frac{7}{16}''$ dia.	5	900009
46	"	$\frac{3}{8}''$ dia.	3	900011
47	"	$\frac{7}{16}''$ dia.	2	900033
48	"	$\frac{1}{2}''$ dia.	8	900030
49	"	Shakeproof-washer $\frac{1}{4}''$ dia.	8	900004
50	"	$\frac{5}{16}''$ dia.	2	900003
51	"	$\frac{1}{8}''$ dia.	3	900002
52	"	Split pin	2	900121
53	"	Self tapping screw	4	900155
54	"	Rear chain adjuster bolt	2	900387
55	"	Rear chain adjuster lock nut	2	900023
—	L17	Hex bolt rectifier fixing	2	900404
—	L17	Plain washer rectifier fixing	2	900008



Frame

2

K7 — CAPTAIN 200

Ill. No.	Description of Part	Qty.	Part No.
1	Frame loop without fitments	1	004615
2	Pivoting fork	1	001778
3	Pivot tube	1	001878
4	Hex bolt $\frac{1}{2}$ " \times 26 t.p.i.	2	001879
5	Washer $\frac{1}{2}$ " \times 16 s.w.g. \times 1 $\frac{3}{16}$ " o.d.	2	900197
6	Torsion bush	2	001973
7	Telescopic unit complete	2	004698
8	Hex bolt $\frac{3}{8}$ " \times 26 t.p.i. \times 1 $\frac{1}{2}$ "	3	900198
9	Hex bolt $\frac{3}{8}$ " \times 26 t.p.i. \times 1 $\frac{7}{8}$ "	1	900313
10	Hex nut $\frac{3}{8}$ " \times 26 t.p.i.	4	900021
11	Washer $\frac{3}{8}$ " dia.	4	900011
12	Shakeproof washer $\frac{3}{8}$ " dia.	4	900002
13	Chain adjuster	2	900387
14	Locknut	2	900023
15	Frame ball race top or bottom	2	004495
16	" " enclosure cup	1	002942
17	Centre stand	1	004792
18	" " operating rod	1	002139
19	" " spring	1	002140
20	" " plain washer $\frac{1}{4}$ " dia.	1	900162
21	" " split pin $\frac{1}{16}$ " \times $\frac{3}{4}$ "	1	900121
22	Footrest bar 12" long (3 speed box)	1	002479
23	" hanger	2	002147
24	" rubber	2	002026
25	" washer $\frac{7}{8}$ " \times 14 s.w.g.	2	900033
26	" hex nut $\frac{1}{8}$ " \times 26 t.p.i. \times $\frac{7}{8}$ "	2	900035
27	" locking bolt $\frac{5}{8}$ " \times 26 t.p.i.	2	900311
28	" locking hex nut	2	900312
31	Pillion footrest and silencer bracket	2	003113
33	Pillion hanger pressing	2	004786
34	" " rubber	2	002204
35	" " hex bolt $\frac{1}{2}$ " \times 26 t.p.i. \times $\frac{7}{8}$ "	2	900024
36	" " nut $\frac{1}{2}$ " \times 26 t.p.i. \times $\frac{3}{4}$ " long	2	900027
—	Hex bolt right hand	1	900369
37	Rear brake pedal	1	002053
38	" " return spring	1	002119
39	" " pedal adjuster	1	002142
40	" " pivot bolt	1	002141
41	" " shakeproof washer L.H. serrations	1	900333
42	Rear brake rod	1	002367
43	" " plain washer $\frac{1}{4}$ " dia.	1	900162
44	" " split pin $\frac{1}{16}$ " \times $\frac{3}{4}$ "	1	900121
45	" " rod adjuster	1	000342
46	" " roller	1	002382
E1	Engine bolt $\frac{3}{8}$ " \times 20 t.p.i. \times 3" long	2	900332
E1	" stud $\frac{3}{8}$ " \times 20 t.p.i. \times 3 $\frac{1}{8}$ " long	1	900405
E2	" " plain washer	—	900011
E3	" " shakeproof washer	—	900002
E4	" " hex nut $\frac{3}{8}$ " \times 20 t.p.i.	—	900017
T1	Front tank bolt $\frac{5}{16}$ " \times 26 \times 2 $\frac{1}{2}$ "	1	900074
T1	Rear tank bolt $\frac{5}{16}$ " \times 26 \times 2 $\frac{1}{2}$ "	1	900119
T2	Plain washer $\frac{5}{16}$ " dia.	2	900009
T3	Shakeproof washer $\frac{5}{16}$ " dia.	2	900003
T4	Hex nut $\frac{5}{16}$ " \times 26 t.p.i.	2	900000

Frame

2

L25 — COMMODORE 250

Ill. No.	Description of Part	Qty.	Part No.
1	Frame front section	1	004001
2	Main channel pressing	1	004023
3	Frame base	1	004174
4	Mounting bracket p/footrest	1	004175
5	Swing arm	1	004016
6	Centre stand	1	003917
7	Battery platform	1	004057
—	" " rubber buttons	4	004428
8	Centre section cover plate	1	004131
9	Rear mudguard and number plate	1	004141
10	Upper chain-guard	1	004040
11	Rear chain-guard	1	004052
12	Lower chain-guard	1	004064
13	Pump cover	1	004189
14	Chain-guard front cover	1	004154
15	Petrol tank	1	003657
16	Twin-seat grey	1	004302
16A	" black	1	004062
17	Knee grip L.H.	1	002365
17	" " R.H.	1	002366
18	Tank badge seating washer	2	002816
19	" "	2	004294
20	" " fixing screws	4	900325
21	Filler cap components	1	004546
—	" "	1	003931
—	" " cover disc	1	004402
—	" " " " screws	1	900417
22	Plain washer	2	900273
23	Hex bolt $\frac{5}{16}$ " B.S.C. \times $\frac{1}{8}$ " long	2	900055
24	Filler cap rubber ring	1	003661
25	Centre section pressing L.H.	1	004046
26	" " " R.H.	1	004047
29	Cover operating spring	2	004384
30	Plastic sleeve	2	001522
31	Oddie fastener	2	004259
32	Rubber washer for fastener	2	004260
33	Rubber bush for oddie fastener	2	004260
—	Oddie fastener clip	2	004224
—	Rivets for clip	4	900401
34	Spring hinge plate	2	004120
35	Bracket for tank and horn	1	003179
36	Shouldered bolt	2	900408
37	Plain washer $\frac{3}{8}$ " diameter	2	900014
38	" " $\frac{5}{16}$ " " "	—	900009
39	Rubber washer $\frac{3}{8}$ " diameter	4	004319
40	Hex bolt	2	900290
41	" nut	—	900000
42	" bolt	2	900119
43	Plain washer	—	900009
44	Hex nut $\frac{3}{8}$ " B.S.C.	—	900021
45	Shakeproof washer $\frac{5}{16}$ "	—	900003
46	Plain washer $\frac{3}{8}$ "	—	900077
47	Hex bolt $\frac{3}{8}$ " B.S.F. \times 7" long	2	900389
48	Self locking nut $\frac{3}{8}$ " B.S.F.	2	900420
49	Plain washer $\frac{3}{8}$ "	—	900011
50	Hex bolt $\frac{3}{8}$ " \times $\frac{3}{8}$ " long	—	900393

Frame

L25 - COMMODORE 250

Ill. No.	Description of part	Qty.	Part No.
51	Hex bolt $\frac{5}{16}$ " ...	—	900055
52	Mash Hd. screw $\frac{1}{2}$ " ...	—	900315
53	Hex nut $\frac{1}{4}$ " B.S.C. ...	—	900027
54	Shakeproof washer $\frac{1}{2}$ " ...	—	900004
55	Rubber grommet 1" ...	2	004258
56	" " $\frac{7}{16}$ " ...	2	002829
57	" " $\frac{1}{16}$ " ...	1	003644
58	Hex bolt $\frac{1}{2}$ " B.S.C. $\times \frac{5}{8}$ " ...	—	900054
59	Tapped washer ...	2	900350
60	Hex bolt $\frac{3}{8}$ " B.S.F. $\times 2\frac{1}{2}$ " long ...	3	900331
61	Hex nut $\frac{3}{8}$ " B.S.F. ...	5	900017
62	Shakeproof washer ...	—	900002
63	Double ended stud ...	1	900405
64	Foot rest hanger N.S. ...	1	004809
64	" " O.S. ...	1	004808
65	Rubber for footrest ...	2	002026
66	Foot rest bar ...	1	004560
67	Hex nut ...	4	900035
68	Plain washer ...	4	900033
69	Spacer tube O/S ...	1	004561
70	Spacer tube N/S ...	1	004563
71	Pivot tube for centre stand ...	1	004214
72	Operating rod centre stand ...	1	004233
73	Return spring ...	1	003395
74	Split pin $\frac{1}{16}$ " $\times \frac{3}{4}$ " long ...	1	900121
75	Plain washer $\frac{1}{2}$ " diameter ...	1	900162
76	Hanger pillion foot rest O/S ...	1	004264
77	" " " " N/S ...	1	004265
78	Pillion foot rest rubber ...	2	004491
79	" " " " Pressing... ...	2	004471
80	" " " " Bar ...	1	004136
81	Hex bolt ...	2	900024
82	Pivot, brake pedal ...	1	004056
83	Spacer tube, brake pedal ...	1	003433
84	Brake pedal return spring ...	1	003431
85	" " ...	1	004055
86	" rod ...	1	004240
87	" adjuster ...	1	000342
88	Plain washer $\frac{7}{16}$ " ...	1	900136
89	Rubber buffer for twin seat ...	2	004263
90	Upper atch. bolt, R/S unit ...	2	004042
91	Lower atch. bolt, R/S unit ...	2	004043
92	Plain washer $\frac{9}{16}$ " diameter ...	—	900071
93	Hex bolt $\frac{3}{8}$ " $\times \frac{3}{8}$ " long ...	—	900354
94	Plain washer ...	—	900044
95	Unbrako screw $\frac{1}{4}$ " $\times 1\frac{1}{2}$ " ...	1	900399
96	" " $\frac{1}{4}$ " $\times 2$ " ...	1	900400
97	Spring clip chainguard ...	1	004228
98	Screw for spring clip ...	2	900406
99	Self locking nut ...	2	900407
100	Plain washer $\frac{3}{2}$ " ...	2	900327
101	Front atch. Bracket lower chainguard ...	1	004098
—	Rear " " " " ...	1	004072
102	Hex bolt $\frac{3}{8}$ " B.S.C. $\times 1\frac{1}{2}$ " long ...	1	900108
103	Silent bloc pivot bush ...	2	001973
104	Pivot tube for swing arm ...	1	004050

Frame

2

L25 — COMMODORE 250

Ill. No.	Description of part	Qty.	Part No.
105	Pivot cover for swing arm	2	004194
106	Hex bolt $\frac{1}{2}$ " B.S.C.	2	001873
107	Plain washer $\frac{1}{2}$ " diameter	2	900197
108	Chain adjuster bolt	2	900387
109	Hex nut $\frac{1}{4}$ " B.S.C.	2	900023
110	Lifting handles	1	004380
111	" Unbrako " screw $\frac{1}{4}$ " \times $\frac{1}{2}$ " long	—	900404
112	Head steady plate R.H.	1	004451
113	" " " L.H.	1	004408

IMPORTANT

ORDERS FOR SPARE PARTS SHOULD BE SENT IN LIST FORM ON ONE SIDE OF A SHEET OF PAPER AND NOT AS PART OF A LETTER.

THE COMPLETE FRAME AND ENGINE NUMBERS AS WELL AS PART NUMBERS AND DESCRIPTIONS SHOULD BE QUOTED ON EACH ORDER.

OLD PARTS SENT AS PATTERNS WILL BE SCRAPPED UNLESS CUSTOMER SPECIFIES OTHERWISE.

JAMES

Spares and Service Department

HOURS OF BUSINESS FOR CALLERS :

8.30 a.m. to 12.30 p.m.

1.30 p.m. to 5.30 p.m.

MONDAYS

TUESDAYS

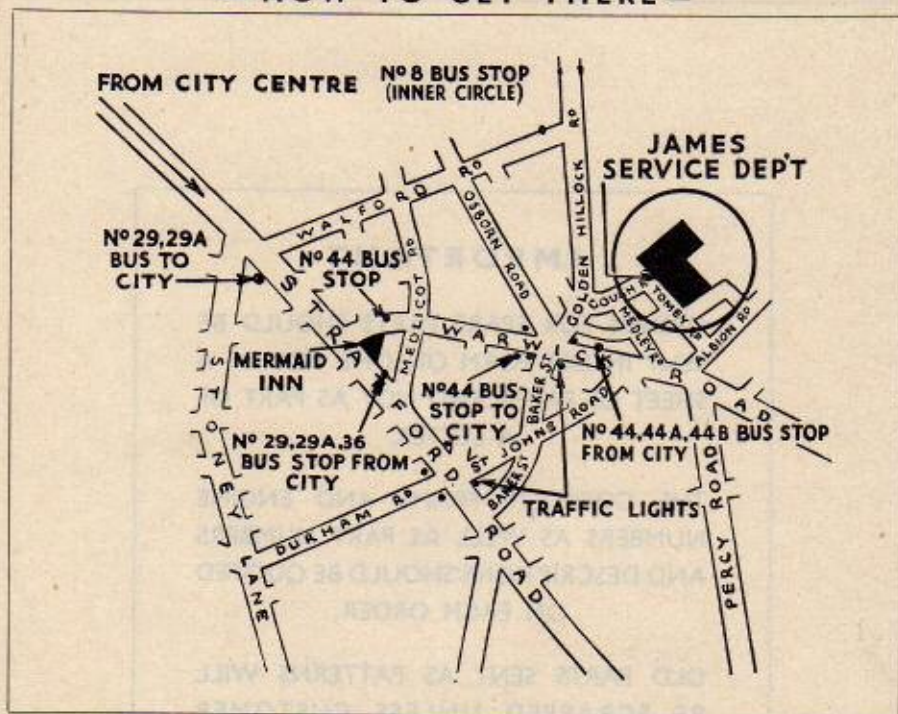
WEDNESDAYS

THURSDAYS

FRIDAYS

(Not Open on National Holidays)

— HOW TO GET THERE —



IMPORTANT

Dealers or private owners of James machines calling at the factory are requested to make an appointment by letter or telephone. This will avoid unnecessary waiting and ensure prompt attention to your enquiries.

JAMES MOTOR CYCLES LTD.
GREET, BIRMINGHAM, 11.
Tel. VICTORIA 2211 (5 lines)

JAMES

Spares for

***Wheels, Hubs
and Brakes***

BRAKE SHOES — ROTARY EXCHANGE SERVICE.

This service enables James owners in Britain to exchange worn brake linings and shoes for reconditioned units with new linings, at lower cost than for new spares. Details are available from all James stockists in the U.K.

Wheels

L1 — COMET 100 L15 — CADET 150
 K7 — CAPTAIN 200 L17 — CAVALIER 175 L25 — COMMODORE-250

Model	Description of Part	Qty.	Part No.
L1	Front wheel complete (less tyre and tube) ...	1	003559
L15	" " " " " " " " " " " " " "	1	003558
K7-L17	" " " " " " " " " " " " " "	1	004717
L25	" " " " " " " " " " " " " "	1	004716
L1	Rear wheel complete (less sprocket and speed drive)	1	003623
L15	" " " " " " " " " " " " " "	1	004744
L17	" " " " " " " " " " " " " "	1	004743
K7	" " " " " " " " " " " " " "	1	004741
L25	" " " " " " (less sprocket and speed drive)	1	004740
L1	Rim WM0-19" aluminium finish ...	2	003133
L15	" WM1-18" aluminium finish ...	2	003569
K7-L17	" WM1-18" chromed, centred and lined ...	1	004713
L25	" WM2-18" chromed ...	2	004712
L1	Spokes (front) 12 s.w.g. x 7 $\frac{1}{2}$ " ...	36	000256
L15	" (front L.H.) 12 s.w.g. x 7" ...	18	003585
"	" (front R.H.) 12 s.w.g. x 6 $\frac{5}{8}$ " ...	18	003703
K7-L17	" (front L.H.) 10 s.w.g. x 6 $\frac{1}{8}$ " ...	18	003702
"	" (front R.H.) 10 s.w.g. x 6 $\frac{3}{8}$ " ...	18	003701
L25	" (front L.H.) 10 s.w.g. x 6 $\frac{3}{8}$ " ...	18	003582
"	" (front R.H.) 10 s.w.g. x 6 $\frac{1}{2}$ " ...	18	003700
L1	" (rear) 10 s.w.g. x 7 $\frac{1}{16}$ " ...	36	003704
L15-L17	" (rear) 10 s.w.g. x 6 $\frac{7}{8}$ " ...	36	003705
K7-L25	" (rear) 10 s.w.g. x 6 $\frac{7}{8}$ " ...	36	003705
L1	Nipples (front) 12 s.w.g. x .225" ...	36	000266
"	" (rear) 10 s.w.g. x .225" ...	36	000255
L15	" (front) 12 s.w.g. x .250" ...	36	003707
"	" (rear) 10 s.w.g. x .250" ...	36	000254
All ex. L1	" (front and rear) 10 s.w.g. x .250" ...	72	000254

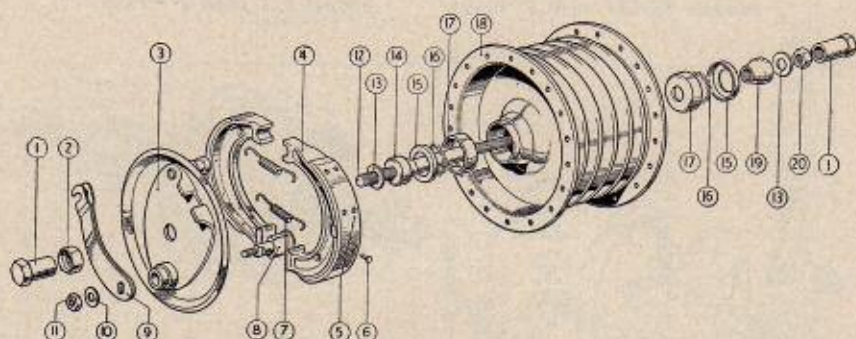
We do not supply tyres or tubes as spare parts.

Front Hub 4"

3

L1 - COMET 100

L15 - CADET 150



Ill. No.	Description of Part	Qty.	Part No.
—	Front hub complete	1	003783
1	Spindle nut $\frac{7}{16}$ " \times 26 t.p.i.	2	900359
2	Recessed nut $\frac{7}{16}$ " \times 26 \times $\frac{1}{8}$ "	1	900360
3	Brake backplate	1	003801
4	" shoe and lining	2	000690
5	" lining	2	000370
6	" rivets only	16	900146
7	" return spring	2	000369
8	" cam	1	000391
9	" cam lever	1	002924
10	" cam special washer	1	900166
11	Hex. nut $\frac{5}{8}$ " \times 26 t.p.i.	1	900000
12	Spindle	1	003470
13	Plain washer $\frac{7}{16}$ " \times 16 s.w.g.		900013
13	Lock washer-adjusting cone		000360
14	Fixed cone	1	000358
15	Dust cap	2	000353
16	Ball bearings $\frac{1}{4}$ "	20	000371
17	Bearing cup	2	000351
18	Hub shell and brake drum... ..	1	003789
19	Adjusting cone	1	000359
20	Hex. locknut	1	900034

It pays to fit Genuine James Spare Parts.

3

Front Hub 5" and 6"

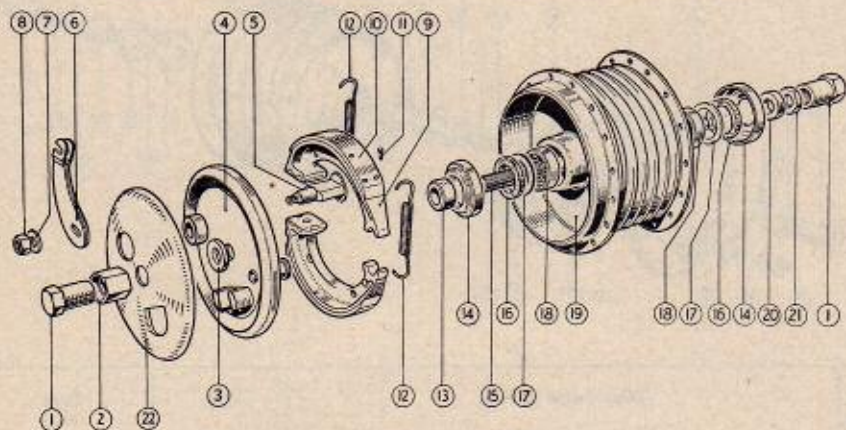
K7 — CAPTAIN 200

L17 — CAVALIER 175

L25 — COMMODORE 250

Models K7-L17 with 5" brake

Model L25 with 6" brake



Ill. No.	Model	Description of Part	Qty.	Part No.
—	K7-L17	Front hub and brake complete 5" dia. ...	1	004721
—	L25	" " " " " 6" dia. ...	1	004720
1	All	Spindle nut $\frac{7}{8}$ " x 26 ...	2	900356
2	"	Recessed lock nut $\frac{9}{16}$ " x 26 ...	1	900306
3	"	Spacer $\frac{3}{8}$ " thick ...	1	001849
4	K7-L17	Brake back plate 5" ...	1	003800
4	L25	" back plate 6" ...	1	003799
5	K7-L17	" cam ...	1	001088
5	L25	" cam ...	1	002051
6	All	" cam lever ...	1	002924
7	"	Cam lever washer ...	1	003086
—	L25	" lever spacer washer ...	1	900170
8	All	Hex nut $\frac{5}{8}$ " x 26 ...	1	900000
9	K7-L15	Brake shoe and lining ...	2	002282
9	L25	" shoe and lining ...	2	002281
10	K7-L15	" lining only ...	2	000314
10	L25	" lining only ...	2	001822
11	All	Rivets $\frac{11}{8}$ " long ...	14	900145
12	K7-L17	Return spring ...	2	000320
12	L25	" ...	2	001819
13	All	Spacer $\frac{1}{2}$ " thick ...	1	001335
14	"	Bearing seal enclosure cup (1 only L25)	2	001850
14	L25	Special cup L.H. ...	1	000942
15	All	Spindle $\frac{9}{8}$ " dia. ...	1	002928
16	"	Felt seal ...	2	000941
17	"	Enclosure washer ...	2	000940
18	"	Bearing 15 x 35 x 11 m.m. SKF 6202 ...	2	001333
19	K7-L17	Hub shell 5" ...	1	003788
19	L25	" 6" ...	1	003787
20	All	Spacer $\frac{3}{8}$ " thick ...	1	001337
21	"	Locknut $\frac{9}{16}$ " x 26 x $\frac{3}{8}$ " thick ...	1	900289
22	K7-L17	Domed cover ...	1	004609
22	L25	" " ...	1	004665

Rear Hub 5"

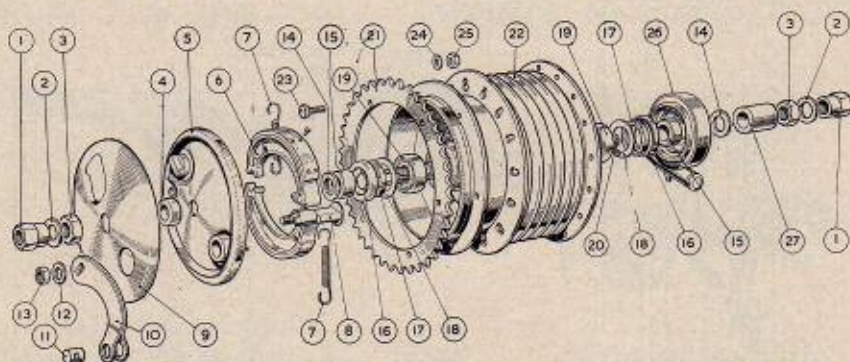
3

L1—COMET 100

L15—CADET 150

K7—CAPTAIN 200

L17—CAVALIER 175

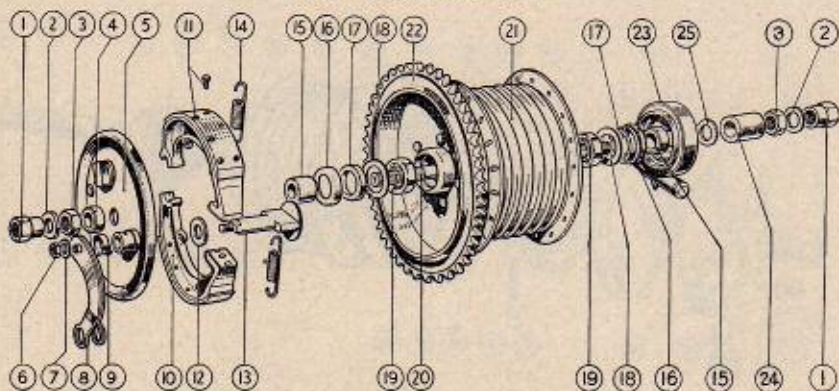


Ill. No.	Model	Description of Part	Qty.	Part No.
—	K7-L17-L15	Rear hub complete less sprocket and speed box ...	1	004746
—	L1	Rear hub complete less sprocket and speed box ...	1	003626
1	All	Spindle nut $\frac{3}{8}$ " \times 26 ...	2	900047
2	"	Plain washer $\frac{7}{8}$ " \times 10 s.w.g. ...	2	900015
3	"	Locknut $\frac{7}{8}$ " \times 26 \times $\frac{3}{8}$ " thick ...	2	900051
4	L1	Spacer $\frac{3}{8}$ " thick ...	1	001337
4	K7-L17-L15	Spacer $\frac{1}{2}$ " thick ...	1	001849
5	All	Brake back plate ...	1	003818
6	"	" shoe with lining and rivets ...	2	002282
—	"	" lining only ...	2	000314
—	"	Rivets only ...	14	900145
7	"	Return spring ...	2	000320
8	"	Brake cam ...	1	001416
9	K7-L17-L15	Domed cover ...	1	004609
10	All	Brake cam lever ...	1	001816
11	"	" cam roller ...	1	002382
12	"	Plain washer ...	1	900009
13	"	Hex nut $\frac{3}{8}$ " \times 26 ...	1	900000
14	"	Plain washer $\frac{7}{8}$ " \times 10 s.w.g. (5 on model L1) ...	4	900015
15	"	Spacer $\frac{1}{2}$ " thick ...	2	001335
16	"	Seal enclosure cup ...	2	003006
17	"	Felt seal ...	2	003007
18	"	Seal enclosure washer ...	2	003005
19	"	Bearing 15 \times 42 \times 13 m.m. SKF 6302 ...	2	003008
20	"	Spindle $\frac{3}{8}$ " dia. ...	1	002961
21	L17	Rear sprocket 46T ...	1	004591
21	L1	" " 48 teeth ...	1	002425
21	L15	" " 48 " ...	1	002025
21	K7	" " 50 " ...	1	003184
22	All	Hub shell complete ...	1	003814
23	"	Hex bolts $\frac{1}{2}$ " \times 26 (sprocket fixing) ...	6	900367
24	"	Shakeproof washer $\frac{1}{2}$ " dia. ...	6	900004
25	"	Hex nut $\frac{1}{2}$ " \times 26 ...	6	900027
26	"	Speedometer gearbox ...	1	003694
27	All	Spacer $\frac{3}{8}$ " thick ...	1	001805
—	L17-L15-L1	Washer $\frac{3}{16}$ " \times 16 s.w.g. ...	1	900115
—	L1	Oiler clip ...	1	001418

† Speedometer available as extra on model L1. When fitted the gearbox replaces 10 s.w.g. washer between spacers 15 and 27.

Rear Hub 6"

L25 - COMMODORE



Ill. No.	Description of Part	Qty.	Part No.
—	Rear hub and brake complete	1	003958
1	Spindle nut $\frac{9}{16}$ " \times 26 t.p.i.	2	900047
2	Plain washer $\frac{9}{16}$ " \times 10 s.w.g.	2	900015
3	Locknut $\frac{9}{16}$ " \times 26 \times $\frac{3}{8}$ "	2	900051
4	Spacer $\frac{3}{8}$ " long	1	001337
5	Backplate	1	004046
6	Hex nut $\frac{5}{16}$ " \times 26 t.p.i.	1	900000
7	Plain washer	1	900009
8	Brake cam lever	1	001816
9	Oiler spring clip	1	001418
10	Brake shoe and lining complete	2	002281
—	Brake lining only	2	001822
11	Rivets $\frac{1}{16}$ "	14	900145
12	Brake cam washer	2	900170
13	Brake cam	1	001808
14	Return spring	2	001819
15	Spacer $\frac{3}{32}$ " long	2	001336
16	Enclosure cup, bearing seal	2	003006
17	Felt seal	2	003007
18	Enclosure washer, bearing seal	2	003005
19	Ball bearing 42 \times 15 \times 13 mm. SKF 6302	2	003008
20	Spindle	1	002961
21	Hub shell and brake drum with sprocket	1	003804
22	Brake drum and sprocket only	1	002860
23	Speedo gear box	1	003964
24	Spacer $\frac{1}{2}$ " long	1	001335

Frame and Engine numbers on orders—save a lot of time

JAMES

Spares for

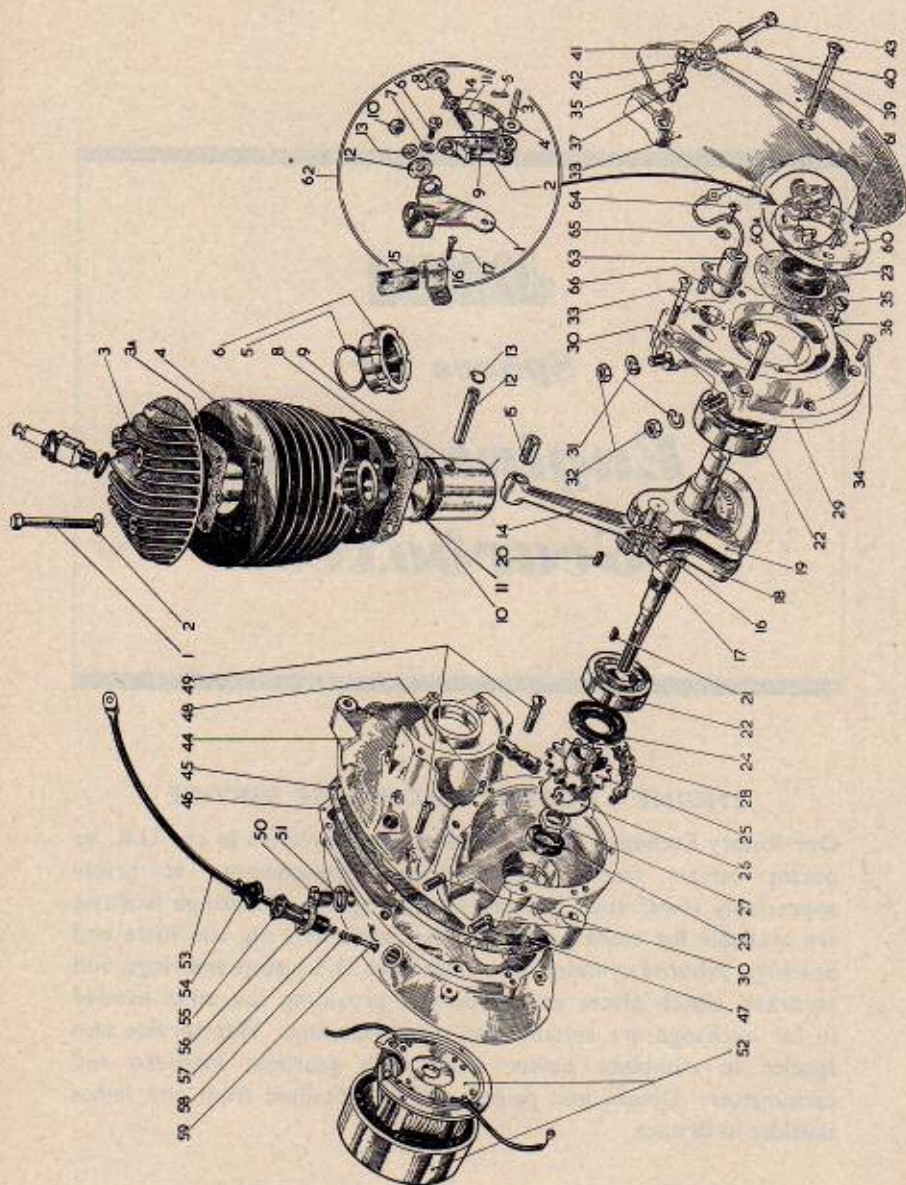
***Engines and
Gearboxes***

ENGINE — ROTARY EXCHANGE SERVICE

Our Rotary Exchange Service enables James owners in the U.K. to obtain certain factory reconditioned replacements at prices appreciably lower than the cost of new spares. Exchange facilities are available for crankshaft assemblies with new big and little end bearings, rebored cylinders complete with O/S piston and rings, and recorked clutch plates and sprockets, providing the units handed in for exchange are suitable for reconditioning. This service also applies to complete power units with gearbox, magneto and carburetter. Details and prices may be obtained from any James stockist in Britain.

VILLIERS TYPE 6F *Engine 98 cc*

L1 — COMET 100
INCLUDING CONTACT BREAKER PARTS



L1 - COMET 100

Ill. No.	Description of Part	Qty.	Villiers Part No.	James Part No.
1	Cylinder head bolt ...	4	E3907	700003
2	Washer ...	4	E5808	900044
3	Cylinder head ...	1	B8618	700002
—	Gasket ...	1	E8546	700063
4	Cylinder ...	1	B7621F/1	700000
5	Exhaust nut washer ...	1	E4453	700065
6	1	E3934	002546
8	Cylinder base gasket ...	1	E7168	700001
9	Piston with bushes (std. size) ...	1	C7045	700004
—	.. as above, .015" oversize ...	1	D7515	700004/15
—	.. as above, .030" oversize ...	1	D7517	700004/30
10	.. ring, standard size ...	2	E6141	700005
—	.. ring, .015" oversize ...	2	E7516	700005/15
—	.. ring, .030" oversize ...	2	E7518	700005/30
11	Expander ring ...	1	E8272	700379
12	Gudgeon pin ...	1	E7198	700015
13	Circlip ...	2	E5218	700016
14	Connecting rod, .001" o.s. (bushed) ...	1	D7494	700012
15	Small end bush ...	1	E6192	700014
16	Rollers for crankpin ...	28	E7452	700011
17	Crankpin, .001" oversize ...	1	E7493	700010
18	Crankshaft — R.H. ...	1	D7991	704001
19	.. — L.H. ...	1	C7875	704002
—	.. assembly complete ...	1	6F	704000
20	Engine sprocket key ...	1	E5124	700027
21	Flywheel key ...	1	E4873	700218
22	Crankshaft bearing, Hoffman 125 ...	2	6205	700297
23	Oil seal ...	2	E9718	700214
24	Gaco oil seal ...	1	E9728	704003
25	Engine sprocket ...	1	E6725	700026
26	Lockwasher ...	1	E7197	700028
27	Nut ...	1	E6930	700295
28	Endless chain, 56 links, $\frac{3}{8} \times \frac{1}{4} \times .225$ " ...	1	110037	700048
29	Crankcase door ...	1	B7936	704004
— gasket ...	1	D8547	704005
30	Studs for cylinder base ...	4	E363	700090
31	Spring washer ...	4	E1050	700662
32	Nut ...	4	E3961	900026
33	Screw for crankcase door ...	2	E7271	700019
34	4	E7128	700020
35	Crankcase drain plug and clutchbridge bolt ...	2	E3222	700033
36	Washer, drain screw ...	1	V476	702283
37	.. plain ...	1	E2924	900008
38	Cover, L.H. side ...	1	A7935	704006
39	Screw for cover ...	1	E7915	703133
40	1	E4934	700032
41	Clutch lever adjusting screw ...	1	E6567	700036
42	Locknut ...	1	E7765	700037
43	Clutch lever ...	1	D6546	700260
44	Gearcase ...	1	A8008	704008
45	Clutchcase gasket ...	1	C7170	700040
46	Clutchcase ...	1	A7959	704009
47	Dowels in gearcase and clutchcase ...	4	E7619	700030
48	Dowel in gearcase for crankcase ...	1	E8015	704010
49	Screw securing clutchcase to gearcase ...	2	E7271	700019
50	Oil filler plug ...	1	E4104	700256

continued from page 27

III. No.	Description of Part	Qty.	Villiers Part No.	James Part No.
51	Washer	1	V107X3	702030
52	Flywheel assembly complete with leads ... (See Group 5, p.40 for components)			
53	High tension lead	1	1148XC/P	703045
54	Rubber cover for terminal holder ...	1	M2110	703046
55	High tension terminal holder	1	M2099	703125
56	Felt washer	1	E869	703011
57	Brass terminal screw *	1	M2703	703014
58	" " spring	1	M2105	703126
59	Terminal spring pad	1	M2104	703127
60	Adaptor for contact breaker	1	M2123	703128
61	Screw securing adaptor to crankcase door	3	E8180	703129
60A	Gasket for adaptor	1	M2368	703130
62	Contact breaker assembly complete ... (See below for components)	—		—
63	Condenser	1	M2262	703131
64	Screw securing condenser to crankcase ...	1	M1670	703038
65	Washer	1	1113X5	703027
66	Distance piece	1	M2276	703132

CONTACT BREAKER AND CAM GREASER PARTS.

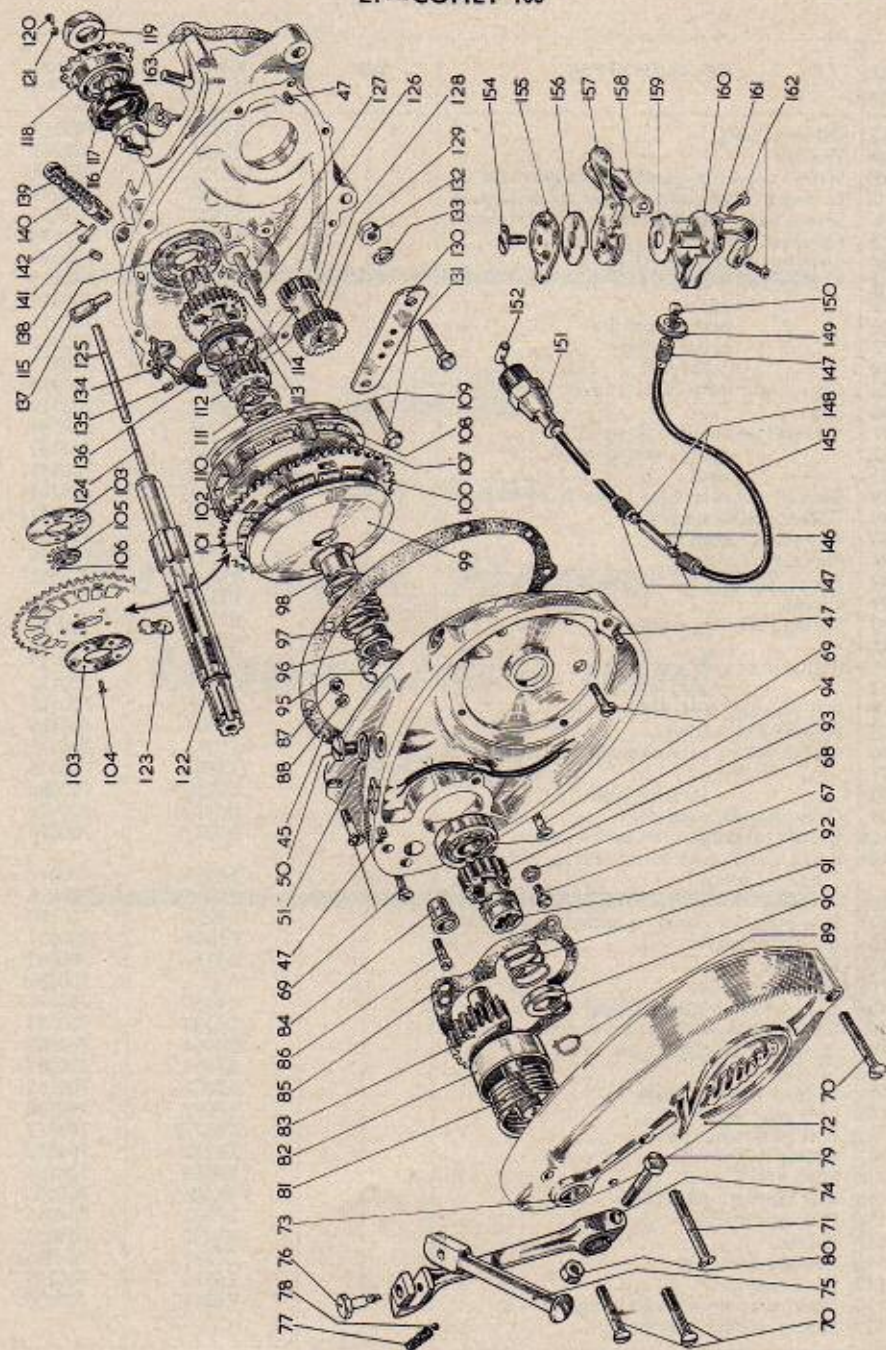
(See item 62, page 26)

III. No.	Description of Part	Qty.	Villiers Part No.	James Part No.
1	Contact breaker point bracket	1	M2118	703135
2	Rocker arm assembly	1	M2141D/1	703136
3	" pivot pin	1	M2122	703137
4	" pivot pin washer	1	E5257	700265
5	Split pin	1	V111X2	702027
6	Screw for point bracket	1	M1801	703025
7	Washer, brass	1	M1802	703024
8	Low tension terminal bush	1	M2138	703138
9	Washer	1	1113X5	703027
10	Nut	1	EM1001	703139
11	Spring	1	1047X3	703033
12	Insulating washer	1	M1805	703023
13	Washer	1	1113X5	703027
14	Low tension terminal screw	1	M2120	703140
15	Felt greaser pad for contact breaker cam	1	E8151	703141
16	Clip for greaser pad	1	E8150	703142
17	Screws for clip	2	$\frac{1}{2}$ " x No. 4A	900155

Gearbox & Clutch - 2 speed

4

L1 - COMET 100



4 Gearbox & Clutch - 2 speed

L1 - COMET 100

Ill. No.	Description of Part	Qty.	Villiers Part No.	James Part No.
67	Oil level plug	1	E1962	700257
68	Washer	1	E1905	700283
69	Screws securing clutchcase to gearcase ...	5	E7326	700046
70	Screws fixing flywheel cover to clutchcase	3	E7129	700043
71	Screw fixing flywheel cover to clutchcase	1	E7915	703133
72	Flywheel cover	1	A7960	703134
73	Bush for kickstarter shaft	1	E7217	700045
74	Kickstarter lever only	1	D6555	700313
75	.. pedal	1	E4096	700314
76	.. pedal pivot pin	1	E4098	700315
77	.. pedal spring	1	E4270	700317
78	.. pedal ball	1	$\frac{1}{2}$ " dia.	000371
79	Clamp bolt for kickstart lever	1	E4251	700318
80	Nut	1	E4252	700319
81	Kickstarter return spring	1	E7224	700144
82	.. return spring cover	1	E7232	700143
83	.. shaft	1	D7704	700141
84	Bush in clutchcase for kickstarter shaft ...	1	E7706	700354
85	Gasket, kickstart cover	1	D8116	704011
86	Kickstarter stop pin	1	E7222	700041
87	Nut for stop pin	1	E3961	900026
88	Spring washer	1	E1050	700662
89	Circlip	1	E6552	700126
90	Spring retaining washer	1	E7221	700131
91	1	E7223	700130
92	Kickstarter ratchet	1	E7220	700129
93	.. pinion	1	E7219	700127
94	Ball bearing. FBC 6004	1	6004	700125
95	Splined lockwasher	1	E7609	700120
96	Clutch spring retaining nut	1	E7073	700111
97	1	E5558/1	700086
98 locating bush	1	E5556	700088
99	Outer clutch plate, R.H.	1	D5433	700076
100	Clutch sprocket with cork inserts	1	D5232	700077
101	Large clutch cork for clutch sprocket and corked plate	25	E4960	700079
102	Small clutch cork for clutch sprocket only	5	E5220	700078
103	Side plate for clutch sprocket ball bearing	2	E4955	700080
104	Rivets for plate	5	E5001	700081
105	Ball race	1	E4948	700082
106	.. bearing	33	$\frac{1}{8}$ "	900201
107	Centre clutch plate, dished	1	D4954	700085
108	Clutch plate, with cork inserts	1	D5233	700083
109	Outer clutch plate, L.H.	1	D4951	700084
110	Circlip	1	E7454	700089
111	Splined washer, brass	1	E7072	700112
112	Low gear wheel, 4F... ..	1	E7052	700108
112	Low gear wheel, 6F... ..	1	E7057/2	700972
113	Sliding dog clutch	1	E8130	704013
114	High gear wheel	1	E7056	700104
115	Ball bearing. FBC 6005	1	6005	700105
116	Distance piece	1	E7882	704015
117	Oil seal	1	E9728	704003
118	Driving sprocket	1	E7881	704016
119	Retaining nut	1	E6930	700295
120	Locking screw for retaining nut	1	E5561	700050
121	Spring washer (not fitted)	—	—	—

Gearbox & Clutch - 2 speed

4

continued from page 30

Ill. No.	Description of Part	Qty.	Villiers Part No.	James Part No.
122	Clutch shaft	1	C7215	700119
123	.. cotter	1	E7270	700134
124	Clutch push rod, short	1	E4945	700132
125	.. push rod, long	1	E7196	700128
126	Countershaft spindle	1	E7060	700138
127	.. washer	1	E7063	700137
128	.. bushed	1	E7050	700135
128	.. bushed	1	E7058/2	700973
129	.. bush	2	E7061	700136
130	.. bridge	1	E7269	700139
131	.. bridge bolt	2	E4251	700318
132	Nut	2	E4252	700319
133	Spring washer	2	E1050	700662
134	Gear selector lever	1	E8131	704017
135	Pivot pin, selector	1	E7195	700148
136	Gear operating plate	1	E8132	704018
137	Spindle for selector lever	1	E7071	700147
138	Stop pin for selector lever	1	E7066	700031
139	Forked joint for gear selector	1	E7067	700149
140	Gear selector spring	1	E7092	700152
141	Pin securing forked joint to lever	1	E7070	700150
142	Split pin for above	1	E421	700151

TWO-SPEED GEAR CONTROL. L1 - COMET 100 4F

(See illustration, page 29)

Ill. No.	Description of Part	Qty.	Villiers Part No.	James Part No.
—	Complete lever and cable assembly with-out forked joint and guide	1	4F	704190
—	Control lever complete, less cable	1	E10524	704191
145	Cable complete	1	E9076/1	704192
146	Cable adjusting sleeve	1	E8098	700095
147	Adjusting screws	3	V683/1	704197
148	Lock nuts	2	V105X2	700824
149	Finger lock nut	1	E9135	704200
150	Cable nipple, control end	1	E7404/1	704201
151	Guide for forked joint	1	E7068/1	704196
152	Cable nipple, engine end	1	E7199/1	704194
154	Top screw	1	V117X5	702043
155	.. cover	1	E8211	704203
156	Friction plate	1	E8210	704204
157	Control lever	1	E8207	704206
158	Trigger with spring	1	E8208	704205
159	Ratchet plate	1	E8209	704207
160	Control body	1	E8206	704208
161 clip	1	V142X7	702038
162 clip screw	2	V142X5	702039

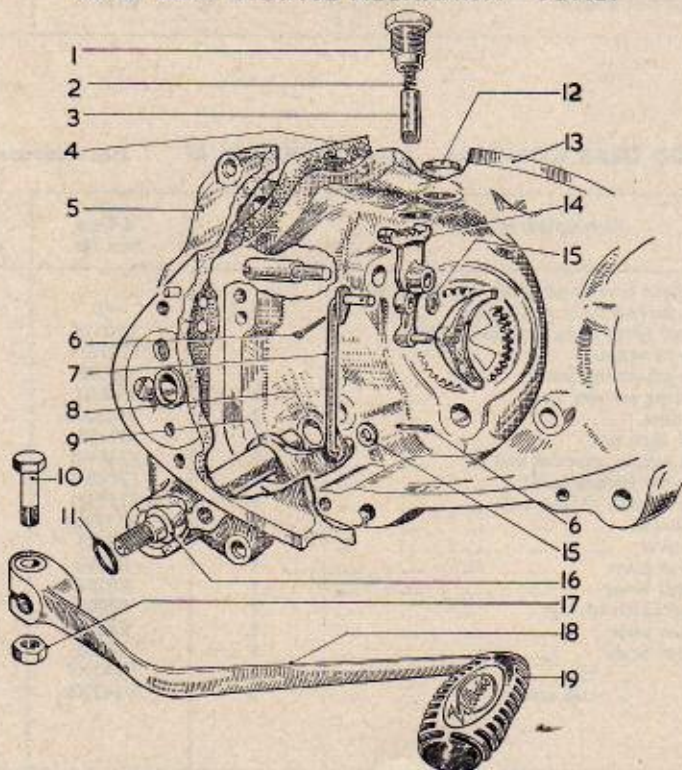
4

Gearbox & Clutch - 2 speed

GEAR CHANGE MECHANISM L1 - COMET 100 Mk. 6F

Ill. No.	Description of Part	Qty.	Villiers Part No.	James Part No.
1	Plunger box	1	E9711	700957
2	Plunger spring	1	E9713	700958
3	Plunger	1	E7209/1	700321
4	Clutchcase joint washer	1	C9778	700959
5	Clutchcase, bushed	1	A9700	700960
6	Split pin	2	V301E	700961
7	Link rod assembly	1	E9707/E9708	700962
8	Bush, in gear case	1	E9710	700963
9	Pedal shaft assembly	1	E9075/E9706	700964
10	Bolt	1	E4251	700318
11	Sealing ring	1	E9987	700965
12	Gearcase plug	1	E9749	700966
13	Gearcase, bushed	1	A9699	700967
14	Gear selector lever	1	E9703	700968
15	Washer, for link rod	2	E5257	700265
16	Bush, in clutch case	1	E9709	700969
17	Nut	1	E4252	700319
18	Gear change lever	1	D9701	700970
19	Gear change lever rubber	1	E9783	700971

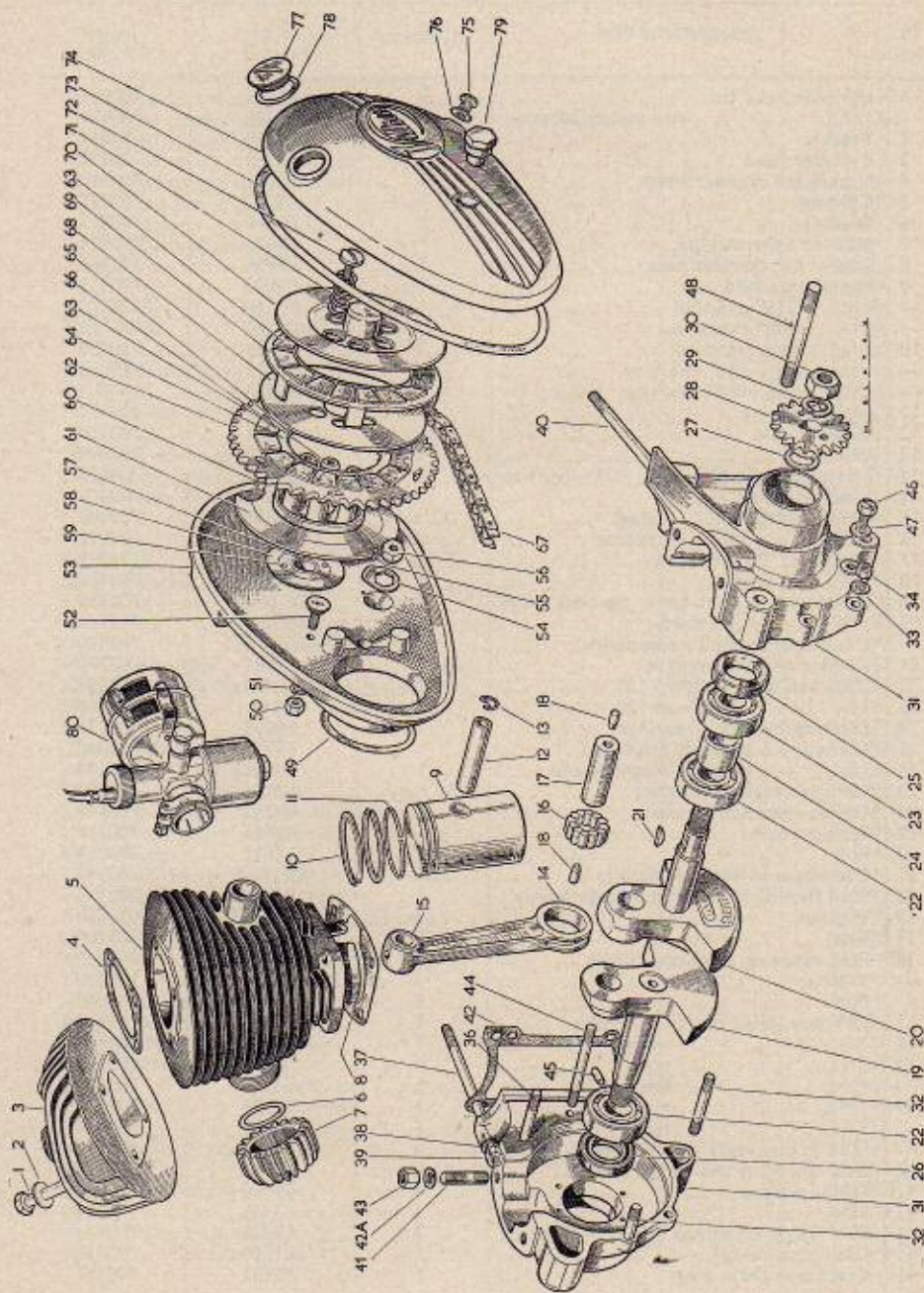
Mk. 6F GEAR CHANGE MECHANISM - COMET



VILLIERS TYPE 30C *Engine 147 cc*

4

L15 - CADET 150



Ill. No.	Description of Part	Qty.	Villiers Part No.	James Part No.
1	Cylinder head bolt	3	E7339	700166
—	" " " with steady adaptor	1	E9309	700951
2	Washer	4	E5808	900044
3	Cylinder head	1	B8338	700931
4	Gasket for cylinder head	1	E9034	700932
5	Cylinder	1	A9020	700933
6	Washer	1	E5453	700065
7	Nut for exhaust pipe	1	E8629	700934
8	Gasket for cylinder base	1	E7306	700163
9	Piston, standard	1	C9002	700935
—	" -.015" oversize	1	D9264	700935/15
—	" -.030" oversize	1	D9265	700935/30
10	" ring, standard	2	E6928	700936
—	" ring, -.015" oversize	2	E7319	700936/15
—	" ring, -.030" oversize	2	E7323	700936/30
11	Expander ring	1	E9043	700937
12	Gudgeon pin	1	E5042	700938
13	Circlip	2	E4047	700289
14	Connecting Rod, bushed, -.001" oversize	1	D8665	704028
15	Small end bush	—	E1729/1	700216
16	Rollers for crankpin — steel	12 set	E9731	700188
16	" " " — bronze	6 set	E1899	700212
17	Crankpin, -.001" oversize	1	E8666	704029
18	" plug	2	E7229	700186
19	Crankshaft — right hand (export only)	1	D8385/1	700939
20	" — left hand	1	D8384/1	700940
—	Crankshaft assembly complete	1	D8384/5/1	700950
21	Key for engine sprocket	1	E5581	700370
22	Main bearing. Hoffman 120	2	6204	700213
23	" " Hoffman 120	1	6204	700213
24	Distance piece for bearings	1	E8390	704033
25	Oil seal — crankshaft drive end	1	E9720	704040
26	" " — crankshaft magneto end	1	E9718	700214
27	Shim for engine sprocket	As reqd.	E4150	700220
28	Engine sprocket 23 teeth	1	E9263	700941
29	Spring washer	1	E5706	700277
30	Nut	1	E3931	700219
31	Crankcase halves, less fittings	1 pr.	C9270/1	700942
32	Stud (fitted) securing crankcase halves	2	E7210	700375
33	Washer	2	E2924	900008
34	Nut	2	E2539	700200
36	Stud securing crankcase halves	1	EM1120	704043
—	Washer	2	E2924	900008
—	Nut	2	E2539	700200
37	Gearbox fixing stud, top right	1	E8625	700943
38	" " " washer	1	E1050	700662
39	" " " nut	1	E364	700197
—	" " " medium	1	E6559	700194
40	" " " long	1	E6558	700195
—	" " " short	1	E2152	700244
41	Stud in crankcase for cylinder	4	E4160	700090
42	Gearbox joint washer	1	D7461	700211
42A	Spring washer	4	E1050	700662
43	Nut	4	E3961	900026
44	Stud fixing crankcase halves — short	2	E8392	700944
45	Crankcase dowel	2	E7619	700030
46	Crankcase drain plug	1	E1962	700257

L15 — CADET 150

Ill. No.	Description of Part	Qty.	Villiers Part No.	James Part No.
47	Washer	1	E1905	700283
48	Stud for chaincase	1	E4093	700239
49	Gasket	1	E8401	704045
50	Nut	1	E401	900027
51	Spring washer	1	E1430	700399
52	Breather valve for chaincase	1	E7703	700215
53	Chaincase, inner, with gland plate	1	B8259	704046
54	Lockwasher	1	E5599	700201
55	Screw	1	E5561	700050
56	Cone nut for inner chaincase	1	E5354	700202
57	Felt washer	1	E5715	700174
58	Gland plate	1	E5547	700175
59	Rivets for gland plate	4	E4083	700176
60	Dowel for outer chaincase	1	W174	700294
61	Clutch centre assembly	1	D7324/1	700949
62	„ sprocket assembly 51 teeth	1	D7328	700222
63	Cork for clutch sprocket and corked plate	30	E4464	700226
64	Ball retaining plate	2	D4462	700223
65	Ball $\frac{3}{16}$ " dia.	50	E9775	000162
66	Rivet	15	E5574	700224
67	Endless chain (66 links) $\frac{3}{8}$ " \times $\frac{1}{4}$ " \times .225"	1	110038	704184
68	Centre plate	1	D7293	700227
69	Corked plate	1	D7292	700228
70	Front plate assembly	1	D7294	700230
71	Spring	6	E4466	700258
72	Screw	6	E4208	700259
73	Gasket	1	C7304/1	700173
74	Chaincase, outer	1	B8258	704047
75	„ oil level screw	1	E8275	704068
76	Washer	1	E1905	700283
77	Oil filler plug	1	E8260	704048
78	Washer	1	E8261	704049
79	Nut	1	E8276	704044
80	Carburettor complete	1	S.19	702200

REPAIRS

Our Service Department Workshops are staffed by experts who specialize in repair work, and all repairs are carried out under the terms of our 3 months Guarantee (see inside back cover)

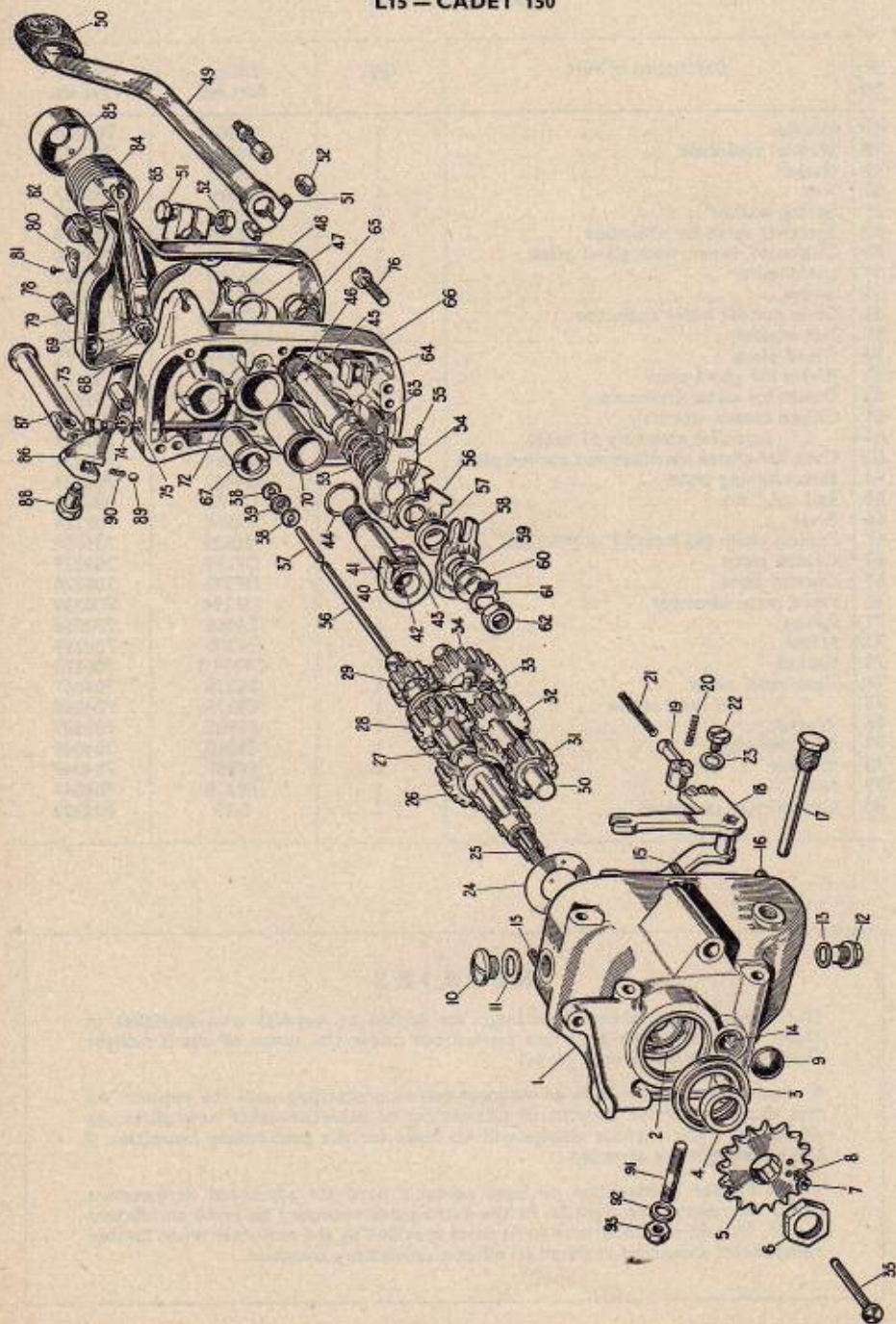
If required we will provide an estimate before proceeding with the repairs. As this entails a certain amount of dismantling to ascertain what new parts are necessary, a small labour charge will be made for the preliminary inspection if the estimate is not accepted.

When further examination or tests reveal a need for additional replacement parts, we reserve the right to fit the extra parts necessary to make an efficient repair. We do not undertake to fit parts specified by the customer when further components should be replaced to effect a satisfactory overhaul.

4

Gearbox & Clutch - 3 speed

L15 - CADET 150



Gearbox & Clutch - 3 speed

4

L15 - CADET 150

Ill. No.	Description of Part	Qty.	Villiers Part No.	James Part No.
1	Gearbox, bushed	1	B8292	704050
2	Bearing. Hoffman 125	1	6205	700297
3	Oil seal	1	E9728	704003
4	Sprocket distance piece	1	E7881	704015
5	Final drive sprocket 16 teeth	1	E9516	700953
5	" " " 18 teeth	1	E9515	700671
—	Final drive sprocket dished washer	1	E9648	704464
6	Locknut	1	E6930	700295
7	Screw for locknut	1	E5561	700050
8	Spring washer	1	E7529	700203
9	Sealing disc	1	Z1009X9E	700710
10	Oil filler plug... ..	1	E4104	700255
11	Washer for plug	1	E6593	700281
12	Oil drain plug	1	E6292	700254
13	Washer for plug	1	V107X3	702030
14	Layshaft bush... ..	1	E6528	700234
15	Stud for end plate	3	E4011	700247
16	Dowel	2	E7619	700030
17	Selector pivot pin	1	E8296/7	704054
18	" quadrant	1	D8290	704055
19	" plunger	1	E7948	704056
20	Plunger spring short	1	M1564	704057
21	" " long	1	E6296	700717
22	Oil level plug... ..	1	E1962	700257
23	Washer for plug	1	E1905	700283
24	Bearing sealing washer	1	E7347	700298
25	Mainshaft	1	C7281/1	704212
26	High gear pinion	1	D8508	704059
27	Pressure washer	1	E6566	700332
28	Mainshaft sliding pinion	1	D6525	700302
29	" fixed pinion	1	E7286	700303
30	Layshaft	1	C7282	700307
31	" fixed pinion	1	E7714	700304
32	" sliding pinion	1	D6524	700306
33	Sliding gear operator	1	E6531	700329
34	Ratchet pinion	1	D6523/1	700308
35	Push rod headed	1	E7439	700250
36	" " long	1	E7372	700262
37	" " short	1	E5263	700263
38	Steel washer	2	E5257	700265
39	Felt washer	1	E6564	700388
40	Kickstart shaft, bushed	1	D6526	700312
41	" pawl	1	E6882	700309
42	" pawl plunger	1	E4908	700310
43	Plunger spring	1	E4907	700311
44	Sealing ring	1	E8777	704060
45	Operating spindle	1	D6536	700335
46	Sealing ring	1	E8776	704061
47	Pressure washer	1	E4150	700220
48	Spindle circlip	1	E6552	700126
49	Foot change lever short	1	E9199	700976
50	Rubber for lever	1	D6861	700320
51	Bolt for foot lever	2	E4251	700318
52	Nut for bolt	2	E4252	700319
53	Ratchet spring	1	E6543	700344

Gearbox & Clutch—3 speed

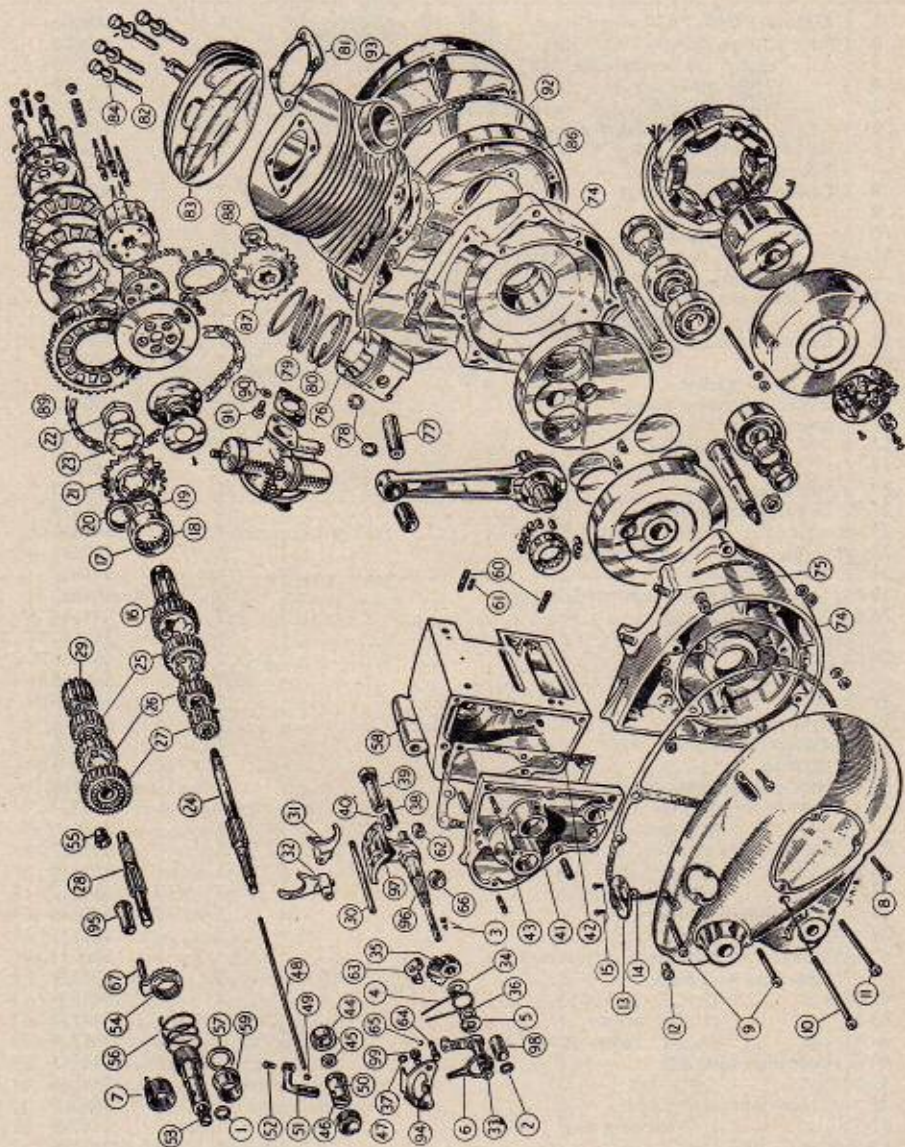
L15 — CADET 150

Ill. No.	Description of Part	Qty.	Villiers Part No.	Part No.
54	Operating pawl	1	D7951	704062
55	„ pawl spring	1	E7437	700343
56	Operating spindle plate	1	E8642	704063
57	„ spindle distance piece	1	E6542	700337
58	„ lever	1	D6538	700347
59	„ spindle shim	as reqd.	E7228	700338
60	„ spindle washer	1	E6573	700339
61	„ spindle lockwasher	1	E6544	700340
62	„ spindle nut	1	E6627	700341
63	Stop pin	1	E6545	700348
64	Plunger box	1	E7949	704064
65	„ „ nut	1	E7950	704065
66	End plate, bushed	1	B8263	704066
67	Mainshaft bush	1	E6527	700233
68	Adjuster bush	1	E4906	700330
69	„ „ locknut	1	E4905	700331
70	Bush kickstart shaft	1	E8264	704067
71	„ operating spindle	1	E6537	700232
72	Kickstart stop piece	1	E4899	700333
—	Screw for stop piece	1	E6655	700334
73	Dipstick	1	E7471	700290
74	Washer for dipstick	1	V476	702283
75	End plate nut	3	E6547	700286
76	„ „ screw	3	E6561	700251
77	Dust cover	1	C6506	700210
78	„ „ screw	3	E6562	700292
79	Washer for screw	3	V157X2	702282
80	Adjuster locking plate	1	E6829	700284
81	Fixing screw	2	M2704E	900155
82	Clutch adjusting screw	1	E7034/1	700261
83	„ lever	1	D6546	700260
84	Return spring	1	E7511	700326
85	Cap for spring	1	E4014	700325
86	Kickstart lever only	1	D9523	700313
87	„ pedal	1	E4096	700314
88	Pedal pivot pin	1	E4098	700315
89	Ball for pivot pin $\frac{1}{4}$ " dia.	1	E9776	000371
90	Spring for ball	1	E4270	700317
91	Stud	1	E2152	700244
92	Washer	1	E2667	900044
93	Nut	1	E364	900000
—	„ mainshaft	1	E4467	700350

JAMES TYPE 17T *Engine 172 cc*

4

L17 - CAVALIER 175



L17 — CAVALIER 175

III. No.	Description of Part	Qty.	Part No.
1	Kickstart shaft "O" ring	1	540006
2	Foot change spindle "O" ring	1	540006
3	" " ratchet spindle "O" ring	2	540079
4	" " pawl spring	1	541327
5	" " " " washer outer	1	541324
6	" " pedal return spring	1	541328
7	Kickstart return spring	1	540043
—	T/S cover assembly	1	541485
8	Cover screw short	2	500484
9	" " long	2	541084
10	" " centre	1	541086
11	" " bottom	1	541085
—	" stud	1	541087
12	Oil level plug	1	541034
—	" " washer	1	500202
13	Clutch cable inspection cover	1	541104
—	" " " " gasket	1	540057
14	T/S cover gasket	1	541462
15	Inspection cover screw	2	500450
16	Sleeve gear	1	541662
17	" " bearing	1	517191
19	" " oil seal	1	541267
20	Sprocket spacer	1	541680
21	Sleeve gear sprocket	1	541659
22	" " " nut	1	541660
23	" " " lockwasher	1	541661
24	Mainshaft	1	541657
25	" 3rd and layshaft 2nd gear	2	541663
26	" 2nd and " 3rd "	2	541664
27	" 1st gear	1	541665
28	Layshaft	1	541666
—	" 1st gear	1	541669
29	" fixed pinion	1	541668
30	Foot change striker shaft	1	541674
31	Mainshaft selector fork	1	541341
32	Layshaft " "	1	541343
33	Foot change pawl carrier	1	541320
34	Pawl spring washer inner	1	541323
—	" " cup washers	1	541640
35	Foot change ratchet	1	541283
36	" " " shaft nut	1	541340
37	" " " stop plate washer	2	514117
38	Cam plunger spring	1	540045
39	" bolt	1	541335
40	Plunger for cam plate	1	540034
41	Gear box end plate	1	541670
42	" " " " gasket	1	541655
43	" " " " screw	1	541139
—	" " " " cover dowel	2	541256
44	Mainshaft bearing	1	512545
45	" " " nut	1	541265
46	Clutch operator body	1	541282
47	" " locking ring	1	541280
48	" rod	1	541675
49	" operating ball	1	000244
50	Operator body peg	1	541305

JAMES TYPE 17T **Engine 172 cc**
4
L17 — CAVALIER 175

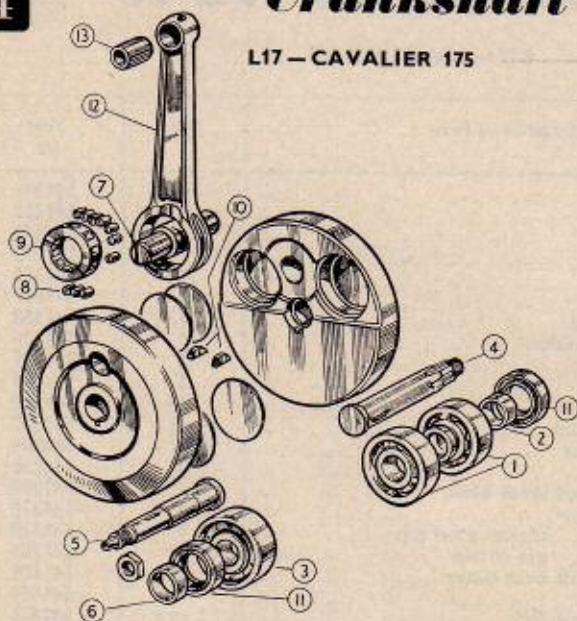
Ill. No.	Description of Part	Qty.	Part No.
51	Clutch lever	1	541281
—	" " spring	1	541325
52	" " trunnion	1	541278
53	Kickstart shaft	1	541293
54	" ratchet	1	541300
55	Layshaft bush	1	541667
56	Kickstart ratchet spring	1	541358
57	" shaft thrust washer	1	541301
58	Gearbox shell	1	541671
—	" shim	1	541683
59	Kickstart bush outer	1	541102
60	Gearbox attachment stud	4	541262
—	" " nut	4	500004
61	" dowel	2	541256
62	Foot change ratchet shaft inner bush	1	541298
63	" " pawl	1	541326
64	" " " carrier pawl pin	1	541322
65	" " " pin circlip	1	541285
66	" " " shaft bush outer	1	541101
67	Kickstart stop pin	1	541468
74	Crankcase halves T/S and D/S	1 pair	541626
75	Cylinder base studs	4	541262
—	Piston complete	1	541601
76	" bare	1	541602
77	Gudgeon pin	1	541603
78	" " circlips	2	541481
79	Compression ring	2	541630
—	Piston ring chrome plated	1	541602
80	Expander ring	2	541631
—	Cylinder barrel	1	541610
81	" head gasket... ..	1	541203
82	" " studs	4	004407
83	" " " 	1	541613
84	" " " stud washer	4	500010
86	Cylinder base gasket	1	541615
87	Engine sprocket	1	541453
88	Crankshaft D/S nut	1	500230
89	Primary chain	1	700765
90	Carburettor bolt washer	2	500011
91	" " " 	2	541463
92	Front chain cover gasket	1	541433
93	" " " 	1	541431
—	Inner chain case	1	541489
94	Foot change stop plate	1	541158
95	Kickstart bush, inner	1	541298
96	Foot change ratchet shaft	1	541672
97	Cam segment	1	541334
98	Foot change bush outer	1	541299
99	" " bolt	2	541400
—	Kickstart and Foot change levers (see L25T for breakdown)		

4

Crankshaft

L17 — CAVALIER 175

L25 — COMMODORE 250

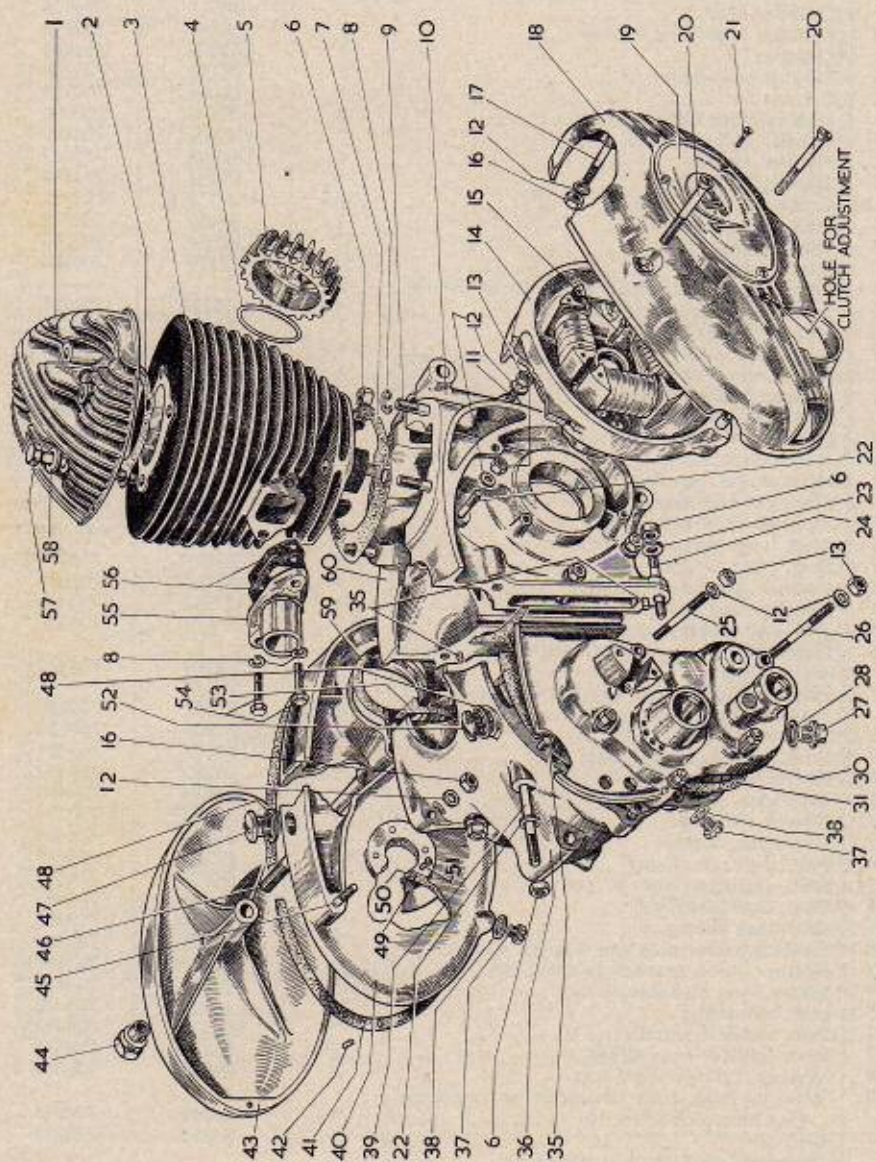


Ill. No.	Model	Description of Part	Qty.	James Part No.
—	L25	Crankshaft unit	1	541138
—	L17	.. unit	1	541618
1	L25	.. bearing, drive side	2	541050
1	L17	.. bearing, drive side	2	512540
2	L25	.. bearing spacer	1	541051
2	L17	.. bearing spacer	1	541451
3	L25	.. bearing timing side	1	541058
3	L17	.. bearing timing side	1	541633
4	L25	.. driving side	1	541049
4	L17	.. driving side	1	541449
5	L25	.. timing side	1	541056
5	L17	.. timing side	1	541456
6	L25	.. driving side sleeve	1	541054
6	L17	.. driving side sleeve	1	541454
6	L25	.. timing side sleeve	1	541140
6	L17	.. timing side sleeve	1	541457
7	L25	Crankpin	1	541247
7	L17	1	541428
—	L25	.. washer	2	541151
—	L17	.. washer	2	541455
8	Both	.. rollers (8 on L17)	10	541137
9	L25	.. roller cage	1	541133
9	L17	.. roller cage	1	541434
11	Both	Oil seal, timing side and driving side	2	541052
12	L25	Con rod assembly	1	541042
12	L17	1	541442
13	L25	Small end bush	1	541045
13	L17	1	541445
—	L25	Flywheel assembly	2	541038
—	L17	2	541619

VILLIERS TYPE 10E/3 **Engine 197 cc**

4

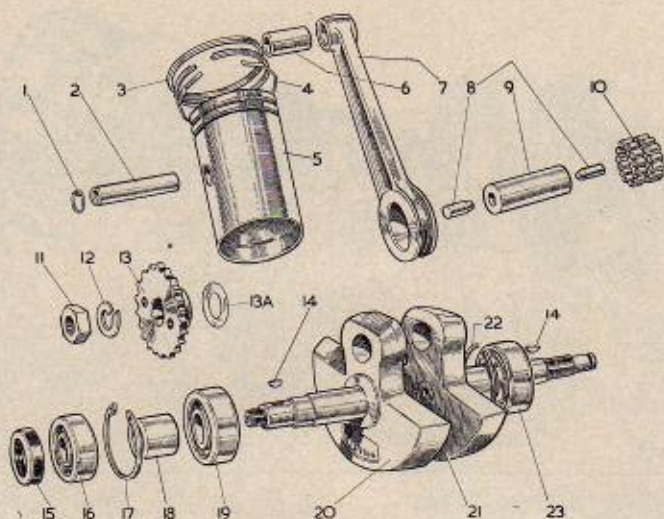
K7 - CAPTAIN 200



K7 — CAPTAIN 200

Ill. No.	Description of Part	Qty.	Villiers Part No.	James Part No.
1	Cylinder head	1	B8561	704036
2	Cylinder head joint washer	1	E8149	700398
3	Cylinder	1	A9079	704469
4	Exhaust nut washer	1	E8750	704228
5	Exhaust nut	1	E8654	704229
6	Nut, cylinder base and gearbox	8	E364	900000
7	Washer, cylinder base	1	D9279/1	704470
8	Washer, spring	6	E1050	700662
9	Stud, cylinder base	4	E3393	704180
10-60	Crankcase L.H. and R.H.	1 pair	A9077 & 8	704471
11	Stud, crankcase (short)... ..	2	E8440	704472
12	Washer, plain $\frac{1}{4}$ "	17	E2924	900008
13	Nut, small hex. $\frac{1}{4}$ "	15	E2539	700200
14	Armature plate assembly 6v. (p. 60 for details)	1	—	—
15	Screw, armature plate fixing	4	M2673E	703211
16	Nut, large hex. $\frac{1}{2}$ "	2	E401	900027
17	Stud, R.H. cover	1	E5148	700845
18	R.H. cover, 3-speed gearbox	1	A9255	704473
19	Contact breaker cover	1	C8994	703172
20	Screw, R.H. cover	2	E7916	704475
21	Screw, contact breaker cover	3	E8670	703173
22	Stud, crankcase, long	3	E7210	700375
23	Washer, gearbox fixing stud	4	E2667	900044
24	Stud, gearbox fixing	1	E363	700090
25	Stud, gearbox end cover	3	E9794	704476
26	Stud, long, gearbox end cover	2	EM1120	704043
27	Plug, gearbox drain	1	E6292/1	700254
28	Washer, gearbox drain plug	1	V107x3E	702030
31	Gearbox end cover, joint washer	1	C9542	704478
35	Dowels, crankcase and gearbox	4	E7619	700030
36	Gearbox casing, bushed, with cam barrel bearing pin	1	A9084	704479
37	Plug, chaincase and gearbox oil level and crankcase drain	3	E1962	700257
38	Washer for E1962	3	E1905	700283
39	Stud, gearbox fixing (long)	3	E8897	704481
40	Chaincase, inner	1	B9080	704482
41	Chaincase, joint washer	1	D8899	704483
42	Dowel, chaincase	1	W174E	700294
43	Chaincase, outer	1	B9253	704484
44	Nut, chaincase, fixing	1	E8276	704044
45	Stud, chaincase inner to gearbox	1	E5107	700199
46	Stud, chaincase fixing	1	E8894	704485
47	Chaincase filler plug	1	E6592/1	700255
48	Chaincase filler plug and dipstick washer	2	E6593	700281
53	Washer, joint, gearbox to crankcase	as required	C8898/1	704487
54	Screw, inlet manifold fixing	2	FG151E	704489
55	Inlet manifold	1	D9196/1	704490
56	Inlet manifold washer	2	E9172/1	704491
57	Bolt, cylinder head fixing	4	E1897	700378
58	Washer, cylinder head bolt	4	E1898	900011
59	Washer, joint, inner chaincase to crankcase (See Illustration No. 10)	1	E8041	704045
—	Seal, oil	1	E9718	700214
	(Numbers 49, 50 and 51 not fitted)			

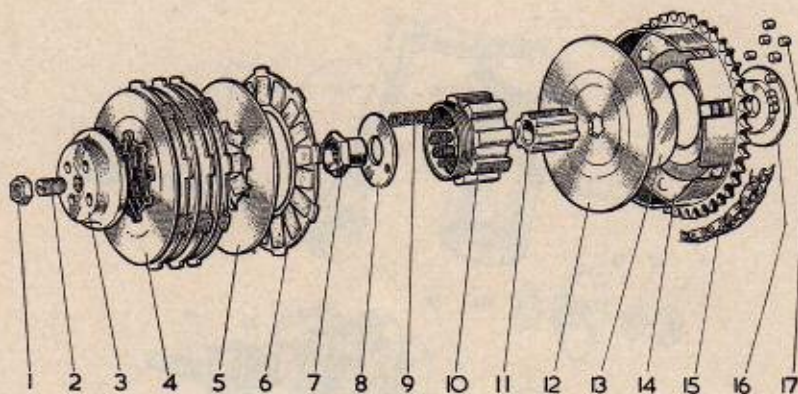
Piston and Crankshaft

4**K7 - CAPTAIN 200**

Ill. No.	Description of Part	Qty.	Villiers Part No.	James Part No.
1	Gudgeon pin circlip	2	E4074	700289
2	" " " " " " " " " " " "	1	E5475	700368
3	Piston ring std.	2	E6622	700357
—	" " .015" O/S	2	D7522	700357/15
—	" " .030 O/S	2	D7524	700357, 30
4	Expander ring	1	E8545	704155
5	Piston std.	1	C7337	700356
—	" .015" O/S	1	D7521	700356/15
—	" .030" O/S	1	D7523	700356/30
6	Small end bush	1	E1547/1	700367
7	Connecting rod .001" O/S.	1	D7506	700366
8	Crank-pin plug	2	E5593	700365
9	" " " " " " " " " " " "	1	E9691	704517
10	" " rollers $\frac{1}{4} \times \frac{1}{4}$ "	26	E9731	700188
11	Nut engine sprocket	1	E3931	700219
12	Washer for nut	1	E5706	700277
13	Engine sprocket 2OT	1	E9437	704518
13a	" " shim	as required	E4150	700220
14	Key, engine sprocket and flywheel	2	E5581	700370
15	Oil seal L.H.	1	E7920	704040
16	Ball bearing 20×47×14 m.m.	1	6204	700213
17	Circlip bearing locating L.H.	1	E9692	704521
18	Distance piece	1	E8282	704176
19	Ball bearing 20×52×15 m.m.	1	6304	700380
20	Drive shaft L.H. (export only)	1	D9744	—
21	" " R.H. (export only)	1	D9743	—
22	Circlip bearing locating R.H.	1	E7189	700018
23	Roller race 25×52×15 m.m.	1	R125	704492
—	Drive shaft assembly	1	10E	704520

Clutch

K7 — CAPTAIN 200



Ill. No.	Description of Part	Qty.	Villiers Part No.	James Part No.
1	Locknut internal clutch adjusting screw ...	1	E8473	704418
2	Screw adjuster internal	1	E8472	704419
3	Cap nut	1	E11029	704530
4	Plate pressure	1	D8352	704426
5	" intermediate	3	D8462	704428
6	" driving (bonded)	4	E8349/1	704488
7	Centre nut	1	E10014	704465
8	Washer springs, retaining	1	E10015	704466
9	Springs	9	E9989	704467
10	Sleeve, sliding	1	E9988	704468
11	Hub	1	E8354	704424
12	Plate, back	1	D8459	704430
13	Shim for back plate	1	E9645	704399
14	Chainwheel assembly	1	E8347	704431
15	Chain, primary 58 pitches	1	110038	700765
16	Roller track chainwheel	1	E8216/2	704433
17	" for track	24	E9777	704531
—	Packing piece .048" (if required)	1	E11019	
—	" .064"	1	E11020	

3 speed Gearbox

4

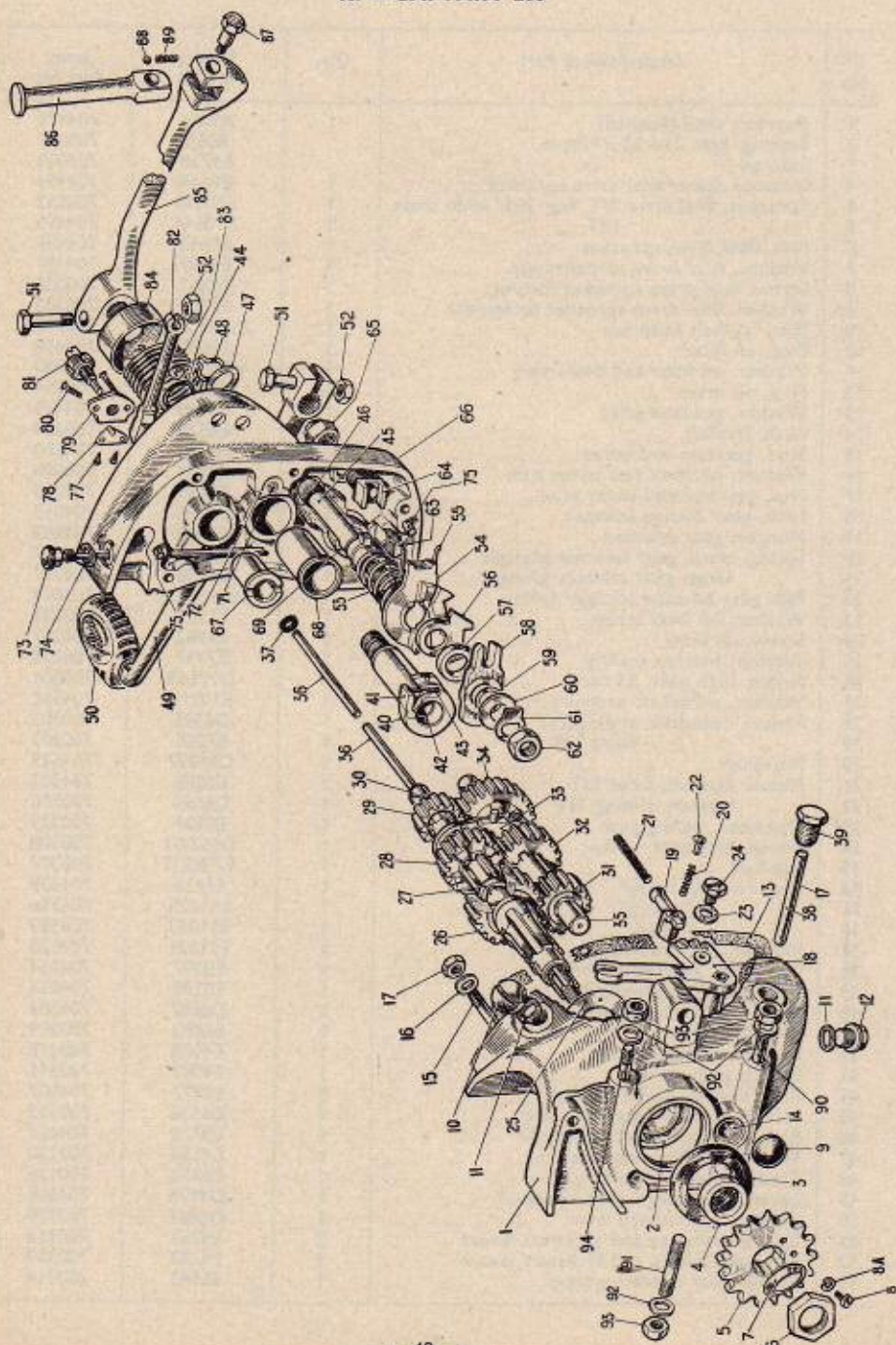
K7 — CAPTAIN 200

Ill. No.	Description of Part	Qty.	Villiers Part No.	James Part No.
1	Gearbox shell (bushed)	1	A9084	704479
2	Bearing, ball, 25 × 52 × 15m.m.		6205	700297
3	Seal, oil		E9728	704003
4	Distance piece, final drive sprocket	1	E9644	704494
5	Sprocket, final drive 17T. For .205" wide chain	1	E10613	704552
5	" " " 18T. " " " " " "	1	E10644	704495
6	Nut, final drive sprocket	1	E9652	704496
7	Washer, final drive sprocket nut	1	E9697	704497
8	Screw, final drive sprocket locking	1	E5561	700050
8A	Washer, final drive sprocket lockscrew	1	E7529	700203
9	Disc, layshaft bush cap	1	Z1009 × 9E	700710
10	Plug, oil filler	1	E9682	704498
11	Washer, oil filler and drain plug	2	V107 × 3E	702030
12	Plug, oil drain	1	E6292/1	700254
13	Washer, gearbox joint	1	C9543	704499
14	Bush, layshaft	1	E6528	700234
15	Stud, gearbox end cover	6	EM257	704500
16	Washer, gearbox end cover stud	6	E2924	900008
17	Nut, gearbox end cover stud	6	E2539	700200
18	Fork, gear change selector	1	D8290	704055
19	Plunger, gear selector	1	E7948	704056
20	Spring, small, gear selector plunger	1	M1564E	704057
21	" " large, gear selector plunger	1	E6296	700717
22	Pad, gear selector plunger spring	1	1046 × 13E	703013
23	Washer, oil level screw	1	E1905	700283
24	Screw, oil level	1	E1962	700257
25	Washer, bearing sealing	1	E7347	700298
26	Pinion, high gear, 23 teeth	1	D10159	704501
27	Washer, mainshaft pressure,	1	E10314	704551
28	Pinion, mainshaft, sliding 21T	1	D6525	700302
29	" " fixed 14T	1	E7286	700303
30	Mainshaft	1	C11037	704529
31	Pinion, layshaft, fixed 18T	1	E8885	704503
32	" " layshaft, sliding 22T	1	D6524	700306
33	Operator, sliding gear	1	E6531	700329
34	Pinion, kickstart ratchet	1	D6523/1	700308
35	Layshaft	1	C7282/1	700307
36	Push rod, $\frac{3}{8}$ " × $3\frac{5}{8}$ "	1	E8236	704338
36	" " $\frac{3}{16}$ " × $2\frac{1}{8}$ "	1	E11025	704526
36	" " $\frac{1}{4}$ " × $2\frac{9}{32}$ "	1	E11023	704523
37	Washer, push rod sealing	1	E11031	704528
38	Pin, pivot, gear selector fork	1	E8297	704054
39	Head, selector pivot pin	1	E8296	704054
40	Shaft, kickstart, bushed	1	D8887	704506
41	Pawl, kickstart	1	E6882	700309
42	Plunger, kickstart pawl	1	E4908	700310
43	Spring, plunger	1	E4907	700311
44	Ring, sealing, kickstart shaft	1	E8777	704507
45	Spindle, gear change operating	1	D6536	700335
46	Ring, sealing, operating spindle	1	E8776	704661
47	Washer, sealing ring retaining	1	E4150	700220
48	Circlip, washer retaining	1	E6552	700126
49	Lever, gearchange, foot operated	1	D9175	704508
50	Rubber, gearchange lever	1	D6861	700320
51	Bolt, gearchange and kickstart levers	2	E4251	700318
52	Nut, gearchange and kickstart levers	2	E4252	700319
53	Spring, gear operating pawl	1	E6543	700344

4

3 speed Gearbox

K7 - CAPTAIN 200



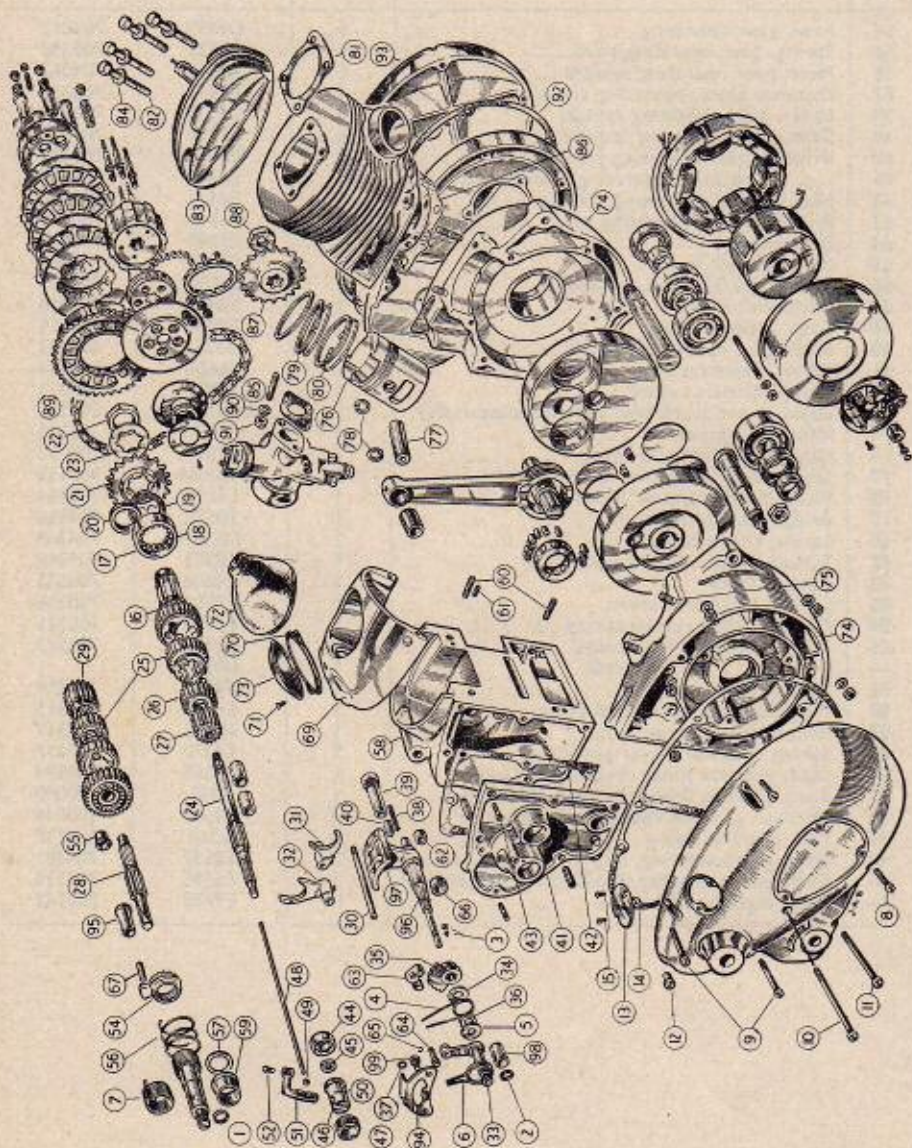
3 speed Gearbox

4

K7 — CAPTAIN 200

Ill. No.	Description of Part	Qty.	Villiers Part No.	James Part No.
54	Pawl, gear operating	1	D7951	704062
55	Spring, gear operating pawl	1	E7437	700343
56	Plate, gear operating spindle	1	E8642	704063
57	Distance piece, operating spindle	1	E6542	700337
58	Lever, gear operating spindle	1	D6538	700347
59	Shim, gear operating spindle	as required	E7228	700338
60	Washer, gear operating spindle	1	E6573	700339
61	locking, operating spindle nut	1	E6544	700340
62	Nut, locking, operating spindle	1	E6627	700340
63	Pin, stop, gear operating pawl	1	E6545	700348
64	Box, plunger	1	E7949	704064
65	Nut, plunger box	1	E7950	704065
66	Cover, gearbox end, bushed	1	B9086	704509
67	Bush, mainshaft	1	E8410	704510
68	Bush, kickstart shaft	1	E8888	704511
69	Bush, gear operating spindle	1	E6537/1	700232
71	Screw, kickstart stop	1	E6655	700334
72	Stop, kickstart return	1	E4899	700333
73	Dipstick and knob (not supplied separately)	1	E9200/E9513	704512
74	Washer, dipstick	1	V476E	702283
75	Dowel, gearbox end cover	2	E7619	700030
77	Screw, clutch adjuster locking plate	2	M2704E	900155
78	Plate, clutch adjuster locking plate	1	E6829	700284
79	Bridge, clutch lever	1	E8532	704514
80	Screw, clutch bridge	2	EG527	704369
81	Screw, clutch adjuster (external)	1	E8503	704348
82	Lever, clutch	1	D8606	704515
83	Spring, kickstart return	1	E7511	700326
84	Cap, kickstart return spring	1	E4014	700325
85	Lever, kickstart $1\frac{1}{8}$ " crank	1	D9523	700313
—	" " $1\frac{1}{2}$ " crank	1	D9538	
86	Pedal, kickstart lever	1	E4096	700314
87	Pin, kickstart lever pedal pivot	1	E4098	700315
88	Ball, kickstart lever pedal	1	E9776	000317
89	Spring, kickstart lever pedal ball	1	E4270	700317
80	Stud, gearbox fixing, bottom, left-hand	1	E6559	700194
91	Stud, gearbox fixing, bottom, right-hand	1	E363	700090
92	Washer, gearbox fixing stud nut	4	E2667	900044
93	Nut, gearbox fixing	4	E364	700197
94	Stud, gearbox fixing, top	2	E8897	704481
—	Bush, gear operating spindle (in gearbox shell)	1	E6595	700235
—	Balls, high gear pinion	14	E9775	000162

L25 — COMMODORE 250



JAMES TYPE 25T **Engine 249 cc**

4

L25 — COMMODORE 250

III. No.	Description of Part	Qty.	Part No.
1	Kickstart shaft "O" ring	1	540006
2	Foot change spindle "O" ring	1	540006
3	Foot change ratchet spindle "O" ring	2	540079
4	Foot change pawl spring	1	541327
5	Pawl spring washer outer	1	541324
6	Foot change pedal return spring	1	541328
7	Kickstart return spring	1	540043
—	T/S cover assembly	1	541131
8	Cover screw short	2	500484
9	" " long	2	541084
10	" " centre	1	541086
11	" " bottom	1	541085
—	T/S cover stud	1	541087
12	Oil level plug	1	541034
—	" " washer	1	500202
13	Clutch cable inspection cover	1	541104
—	" " " gasket	1	540057
14	T/S cover gasket	1	541035
15	Screw inspection cover,	2	500450
16	Sleeve gear	1	541273
17	" " bearing	1	541266
—	" " bush	2	541275
19	" " oil seal	1	541267
20	Sprocket spacer	1	541391
21	Sleeve gear sprocket	1	541268
22	" " " nut	1	541271
23	" " " lockwasher	1	541272
24	Mainshaft	1	541263
25	Gear mainshaft 3rd layshaft 2nd.	2	541276
26	" " 2nd " 3rd.	2	541277
27	" " 1st.	1	541279
28	Layshaft	1	541288
—	" 1st gear	1	541291
29	" fixed pinion	1	541290
30	Foot change striker shaft	1	541345
31	Mainshaft selector fork	1	541341
32	Layshaft	1	541343
33	Foot change pawl carrier	1	541320
34	Pawl spring washer inner	1	541323
—	" " cup washer (1958 only)	1	541640
35	Foot change ratchet	1	541283
36	" " shaft nut	1	541340
37	" " stop plate washer	2	514117
38	Cam plunger spring	1	540045
39	" " bolt	1	541335
40	Plunger for cam plate	1	540034
41	Gearbox end plate	1	541297
42	" " gasket	1	541261
43	" " screw	1	541139
—	" " cover dowels	2	541256
44	Mainshaft bearing	1	512545
45	" " nut	1	541265
46	Clutch operator body	1	541282
47	" " locking ring	1	541280
48	" " push rod	1	541346
49	" " operating ball $\frac{3}{8}$ "	1	000244

L25 — COMMODORE 250

Ill. No.	Description of Part	Qty.	Part No.
50	Clutch operating body peg	1	541305
51	.. lever	1	541281
—	.. lever spring	1	541325
52	.. trunnion	1	541278
53	Kickstarter shaft	1	541293
54	.. ratchet	1	540000
55	Gearbox layshaft bush	1	541289
56	Kickstarter ratchet spring	1	541358
57	.. shaft thrust washer	1	541301
58	Gearbox shell	1	541257
—	Shim gearbox shell	1	541338
59	Bush kickstarter shaft	1	541298
60	Gearbox attach stud	4	541262
61	.. dowel	2	500577
62	Foot change ratchet shaft, inner bush	1	541307
63 ratchet pawl	1	541326
64 ratchet pawl carrier pin	1	541322
65 ratchet pawl carrier circlip	1	541285
66 ratchet shaft bush, outer	1	541299
67	Kickstarter stop pin	1	541468
68	Carburetter cover screw	2	541152
—	.. cover screw washer	2	521579
69	.. cover	1	541038
70	.. filter gauze retainer	1	541109
71	.. filter gauze retainer screw	2	541112
72	.. rubber cover	1	541116
73	.. filter gauze	1	541108
—	.. spacer	1	541013
—	.. "O" ring	1	541014
74	Crankcase halves, right and left	pair	1
75	Cylinder base studs	4	541262
— nuts	4	541124
76	Piston bare	1	541078
—	.. complete	1	541041
77	Gudgeon pin	1	541080
78 circlip	2	541081
79	Compression ring	2	541154
80	Expander ring	2	541155
—	Chrome plated ring	1	541135
81	Cylinder head gasket	1	541005
82 studs	4	004407
83	1	541001
84 stud washer	4	500010
—	.. barrel	1	541006
—	Exhaust pipe nut	1	541076
— nut washer C.A.	1	541132
— collar	1	541115
85	Induction stud	2	541011
86	Cylinder base gasket	1	541024
87	Engine sprocket	1	541053
88 nut	1	500230
— shim (1958 only)	2	541192
89	Primary chain	1	704185
90	Carburetter stud washer	2	500011
91	.. stud nut	2	500004
92	Front chain cover gasket	1	541113

JAMES TYPE 25T **Engine 249 cc**

4

L25 — COMMODORE 250

III. No.	Description of Part	Qty.	Part No.
93	Front chain cover	1	541031
—	Chain-case back half assembly	1	541089
—	" cover screw	5	500484
—	" oil level screw	1	541034
—	" oil level screw washer	1	500202
—	Name plate R.H. (James)	1	541072
—	" " L.H. (James)	1	541073
—	" " gasket	2	541066
—	" " screws	6	541067
—	Chaincase back half oil seal	1	541091
—	" back half oil seal cover	1	541092
—	" back half oil seal rivets	4	541093
—	" back half oil thrower	1	541090
94	Foot change stop plate	1	541185
95	Kick starter bush, inner	1	541295
96	Foot change ratchet shaft	1	541331
98	" " bush, outer	1	541101
99	" " bolt	2	541400
—	Kick starter bush outer	1	541102
—	" " crank, complete. L25 and L17	1	541308
—	" " crank, bare. L25 and L17	1	541310
—	" " pedal. L25 and L17	1	541315
—	" " pedal rubber. L25 and L17	1	004520
—	" " pedal spring. L25 and L17	1	541318
—	" " pedal bolt. L25 and L17	1	541317
—	" " pedal ball. L25 and L17	1	000371
—	Foot change lever. L25 and L17	1	005229
—	" " lever rubber. L25 and L17	1	540086
—	" " and kick starter pinch bolt. L25 and L17	2	500367
—	" " and kick starter pinch bolt nut. L25 and L17	2	500004

It pays to fit genuine James Spare Parts

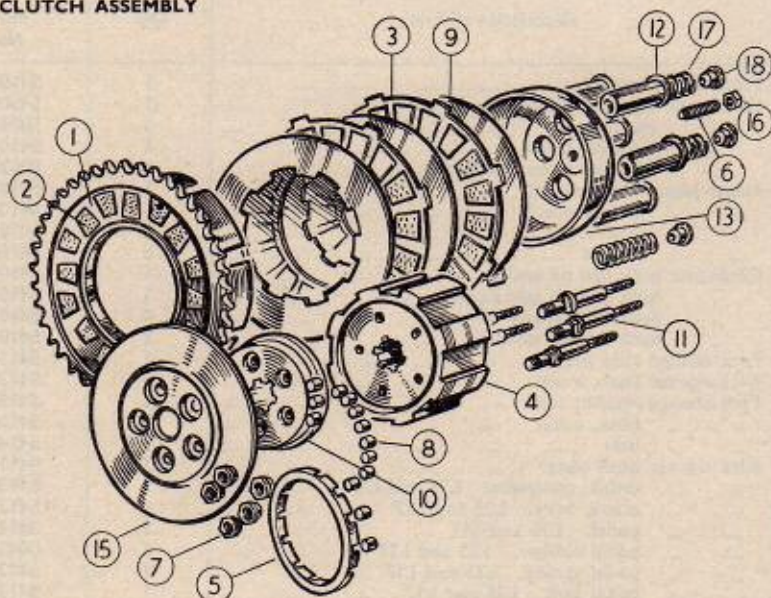
4

Clutch

L17 — CAVALIER 175

L25 — COMMODORE 250

CLUTCH ASSEMBLY



Ill. No.	Model	Description of Part	Qty.	Part No.
1	Both	Clutch sprocket c/w inserts	1	541356
2	"	insert sprocket	16	541360
3	"	Friction plate (2 only on L17)	3	541362
4	"	Clutch centre	1	541371
5	"	Roller cage	1	541367
6	"	Clutch adjuster	1	541348
7	"	Nut back plate	1	541370
8	"	Roller bearings	12 set	541366
9	"	Clutch plate plain (3 on L17)	4	541361
10	"	race plate	1	541372
11	"	spring stud	5	541382
12	"	spring cup	5	541392
13	L25	Pressure plate	1	541350
13	L17	Pressure plate	1	510840
15	Both	Back plate	1	541381
16	"	2 B.A. hex nut	5	500080
17	"	Clutch spring	5	541353
18	"	Spring adjuster nut	5	541383
—	L25	Clutch assembly complete	1	541397
—	L17	"	1	541681
—	Both	Insert for clutch plate	per plate	541364
—	"	Mainshaft bearing nut	1	541265
—	"	Spring washer	1	541398

JAMES

Spares for

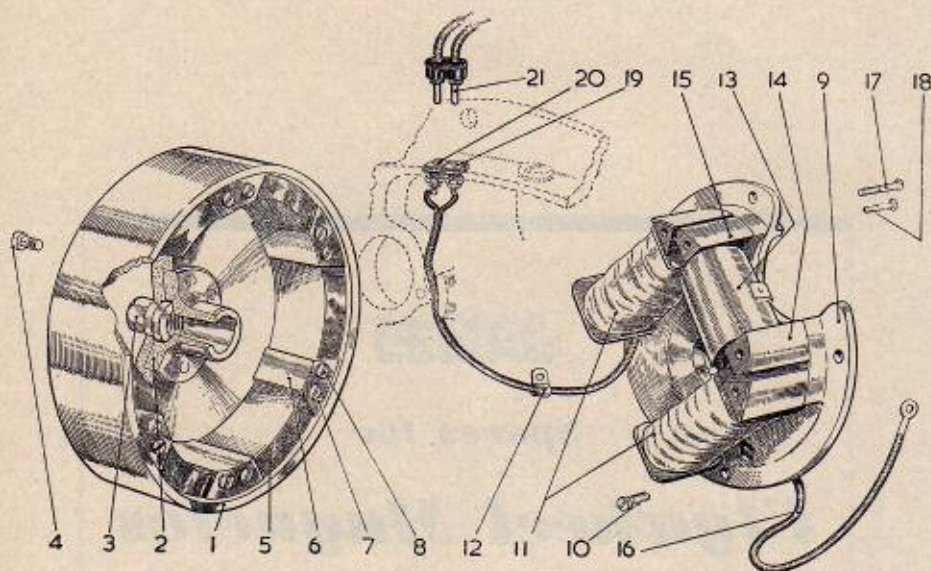
***Flywheel Magnetos
Generators and
Lights***

5

Flywheel Magneto

L1 - COMET 100

L1 Contact Breaker parts are listed in Group 4, pages 26 - 28.



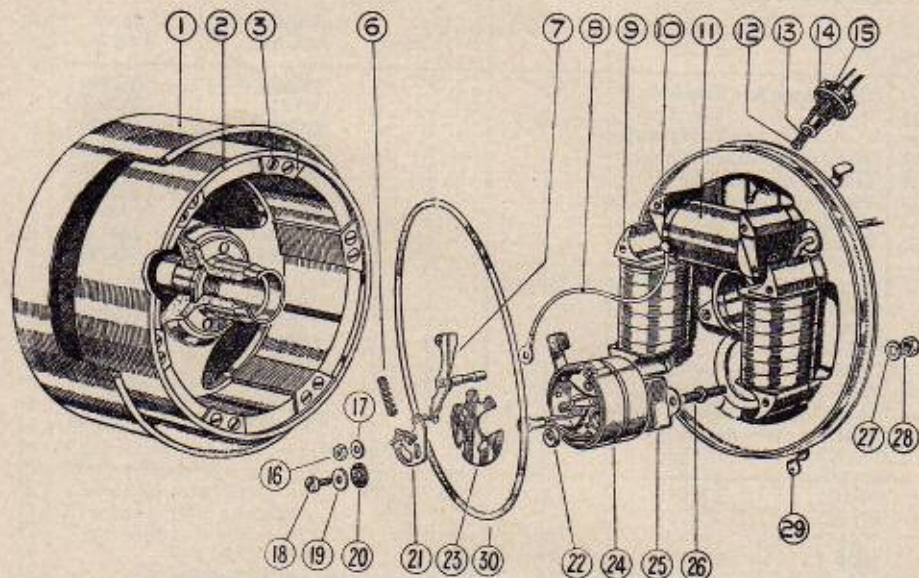
Ill. No.	Description of Part	Qty.	Villiers Part No.	James Part No.
1	Flywheel assembly (parts 1 to 8) ...	1*	R121	703143
2	.. centre	1*	M2159	
3	.. centre nut	1*	M2160	
4	.. centre screws	6*	M1226	
5	.. magnets	6*	M2152	703036
6	.. pole pieces	6*	M2237	
7	.. pole plates	6	M2269	
8	.. pole screws	12	1002X9	703144
9	Armature plate assembly	1	A128	702024
10	.. securing screws	4	E5102	
11	Twin lighting coils complete with leads to sockets on engine casing	1 pair	M2346	703145
12	Clip fixing lighting lead to armature plate	1	M2275	703146
13	Ignition coil	1	M2151	703147
14	.. end, R.H.	1	M2158	703148
15	.. end, L.H.	1	M2264	703149
16	Low tension lead and shoe	1	M2366	703150
17	Screw for ignition and lighting coil ends...	6	1124X9	703035
18	Screw for ignition coil ends	2	M2240	703151
19	Small socket for lighting lead	1	M2711E	703152
20	Large socket for lighting lead	1	M2712E	703153
—	Locking plate for sockets	1	E8548	703154
21	Twin plug for lighting lead	1	M2708E	703155
—	Ignition coil lead plug (single contact) ...	1	M2709E	703198

* Not supplied separately

Flywheel Magneto

5

L15 - CADET 150

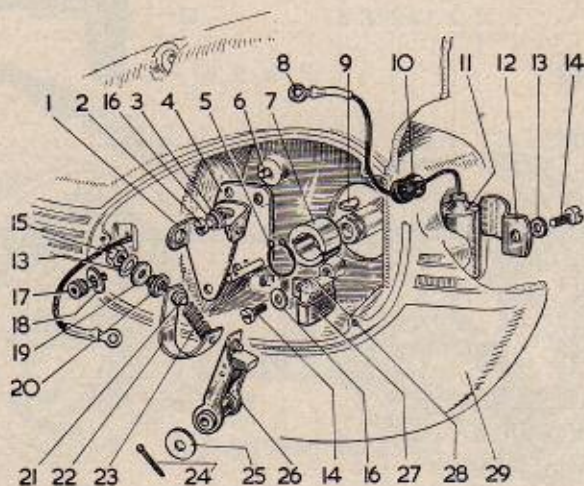


Ill. No.	Description of Part	Qty.	Villiers Part No.	James Part No.
1	Flywheel cover	1	M1970	703065
2	„ assembly	1	R120	703156
3	Screw, pole shoe	12	M1797	703073
4	Top plate, pole shoe, iron	5	M1822	703072
4	„ „ „ „ brass	1	M1411	703071
5	Magnet	6	M1468	703070
6	Rocker arm spring	1	M2090E	703033
7	„ „ „ „	1	M1632	703059
8	Low tension lead	1	482	703044
9	Lighting coils with cheeks	1 pr.	M2259	703163
10	H.T. coil end, left-hand	1	M1855	703018
10	„ coil end, right-hand	1	M1856	703019
11	„ coil	1	M1361	703015
12	„ terminal pad	1	1046X13	703013
13	„ terminal spring	1	1010X11	703012
14	„ terminal felt washer	1	E869	703011
15	„ terminal	1	M1124X8	703010
—	„ terminal cover	1	M2110	703046
16	Nut, L.T. lead	1	1113X4	900129
17	Brass washer	7	1113X5	703027
18	Lockscrew, point bracket	1	M1801	703025
19	Brass washer	1	M1802	703024
20	Insulating washer	1	M1805	703023
21	Point bracket	1	M2313	703167
22	Point bracket adjuster cam	1	M2311	703166
23	Insulating pad	1	M2309	703165
24	Condenser box	1	M2505	703168

Contact Breaker

5

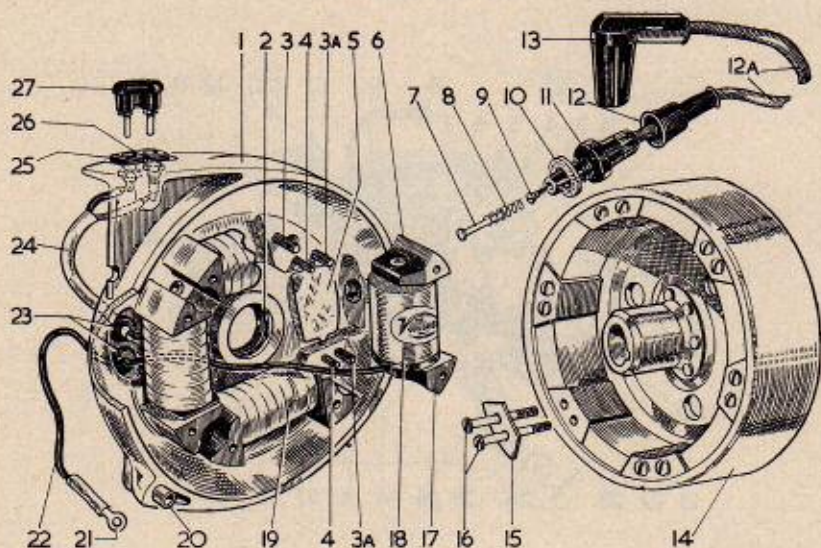
K7 — CAPTAIN 200



Ill. No.	Description of Part	Qty.	Villiers Part No.	James Part No.
1	Point bracket	1	M2293E	703183
2	Point bracket fixing screw	1	M1801E	703025
3	Point bracket fixing screw washer	1	M1802E	703024
4	Base plate with pivot pin	1	M2509E	703206
5	Circlip	1	E9732	703207
6	Dowel	1	E8015	704010
7	Cam for contact breaker	1	M2277E	703178
8	Terminal 4 B.A.	1	M2369E	703192
9	Key, ignition cam	1	M2333E	703179
10	Grommet	1	M1232E	703041
11	Condenser	1	M2593E	703208
12	Clip	1	M2342E/1	703176
13	Washer, shakeproof 4 B.A.	2	M2714E	703209
14	Screw	2	V1304E	700050
15	Nut	1	1113 x 4E	900129
16	Washer	2	1113 x 5E	703027
17	Screw	1	M2705E	703182
18	Washer	1	E5584	703181
19	Washer, (fibre)	1	M1805E	703023
20	Bush, (fibre)	1	M2138E	703138
21	Pin, (point bracket)	1	M2120E	703140
22	Connecting strip	1	M2365E	703186
23	Rocker spring	1	M2090E	703033
24	Split pin, for rocker arm pivot pin	1	V111 x 2E	702027
25	Washer for rocker arm pivot pin	1	E5257	700265
26	Rocker arm	1	M2141D/1	703136
27	Oil pad clip	1	M2294E	703184
28	Oil pad	1	E8181	703185
29	R.H. cover (see page 44)	1	A9255	704473

Flywheel Generator

K7 — CAPTAIN 200



Ill. No.	Description of Part	Qty.	Villiers Part No.	James Part No.
—	Armature plate assembly	1	A136	703210
1	Armature plate only	1	M2552A	703212
2	Oil seal... ..	1	E9719	704322
3	Screw, lighting coil poleshoe	6	1140 x 1E	700667
3A	„ ignition coil poleshoe	2	E24 x 9E/1	703213
4	„ ignition coil poleshoe	2	M2240E	703151
5	Insulating plate	1	M2611E	703214
6	Poleshoe, H.T. coil, L.H.	1	M2565E	703215
7	Pad, H.T. pick-up	1	M2104E	703127
8	Spring, H.T. pick-up	1	M2105E/1	703126
9	Screw, H.T. lead fixing	1	M2703E	703014
10	Washer, felt	1	E869E	703011
11	H.T. terminal	1	M2302E/1	703216
12	Cover, H.T. terminal... ..	1	M2303E	703217
—	H.T. lead 17" complete less plug cover	1	M3033E	703218
13	Plug cover, with built in suppressor	1	M2490E	001617
14	Flywheel complete	1	R134	703219
15	Plate, poleshoe fixing	6	M1822E	703072
16	Screw	12	1030 x 8E	703220
17	Poleshoe, H.T. coil, R.H.	1	M2566E	703221
18	Ignition coil	1	M2722E	703202
19	Lighting coil	3	M2723E	703222
20	Dowel	2	E8250	704278
21	Terminal, L.T. lead	1	M2369E	703192
22	L.T. lead, 13" with terminal... ..	1	M3047E	703223
23	Grommet, rubber	2	M1232E	703041
24	Lead, twin, lighting 6"	1	M3051E	703224
25	Socket, small, lighting	1	M2711E	703152
26	Socket, large, lighting	1	M2712E	703153
27	Plug, twin, lighting	1	M2708E	703155

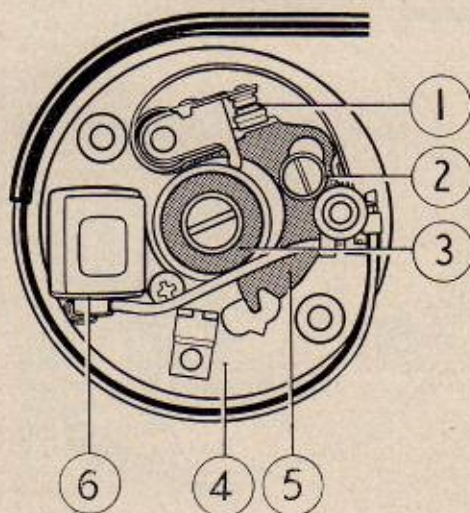
Generator

5

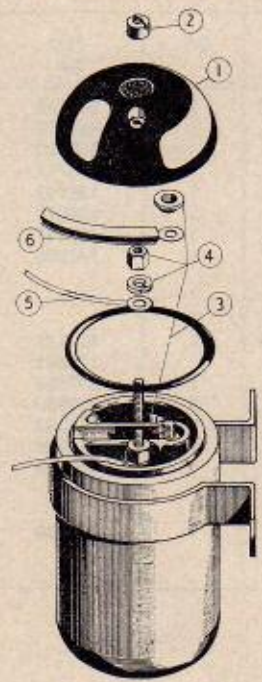
L17 — CAVALIER 175

Ill. No.	Description of Part	Qty.	Part No.
1	Alternator complete	1	047538
2	Stator ring	1	468678
3	Coils (set of six)	1	000000
4	Lead unit, clip	1	465717
4	„ clip, screw	1	186092
4	„ clip, washer	1	128013
5	Rotor	1	54210413
6	Cam unit	1	541906
—	Contact breaker assembly	1	
1	„ points set	1	423153
—	Screw, contact breaker plate fixing	1	126881
3	Cam	1	541906
—	Bush, insulating, contact breaker	1	419950
—	Washer, insulating, contact breaker	1	161353
—	Nut, terminal	1	166094
6	Condenser	1	424670
—	Ignition coil complete	1	004000

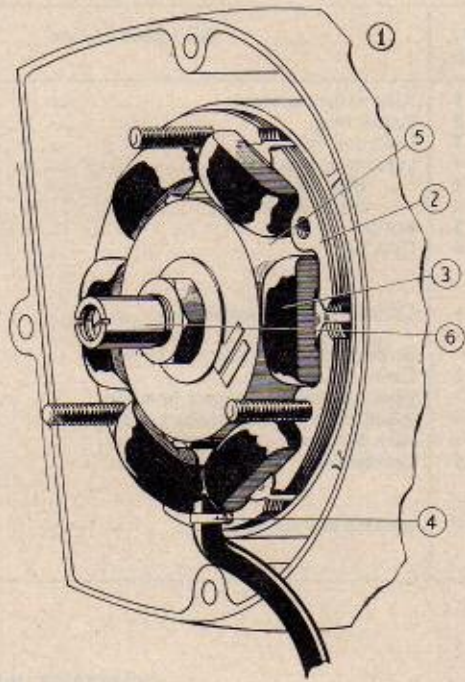
CONTACT BREAKER



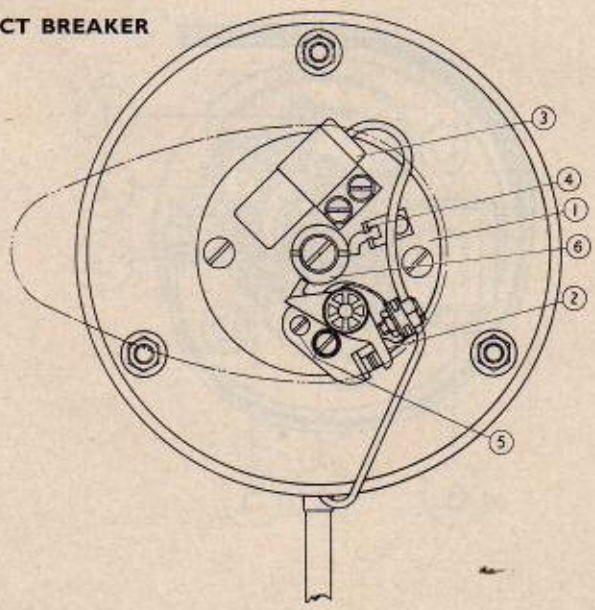
IGNITION COIL



ALTERNATOR



CONTACT BREAKER



Generator

5

L25 — COMMODORE 250

Ill. No.	Description of Part	Qty.	Part No.
—	Ignition coil complete	1	S0232
1	Coil cap unit	1	06811
2 fixing nut set set	1	06812
3 gasket	1	00735
4	Terminal nut set set	1	06813
5	L.T. lead	1	02904
6	H.T. lead	1	S0233
1	Alternator unit (see page 62 for illustration)	1	S0216
2	Stator ring	1	S0218
3	Coils, set of six set	1	S0219
4	Clip set	1	02348
—	Lead unit, (including clip)	1	S0220
5	Rotor	1	S0221
6	Cam unit	1	S0223
1	Contact breaker base plate unit	1	S0224
2 assembly	1	01823
3	Condenser set	1	S0226
4	Cam grease pad	1	5446M
5	Screw and washer set set	1	S0227

5

Lighting Equipment

L1 — COMET 100

L15 — CADET 150

K7 — CAPTAIN 200

L17 — CAVALIER 175

L25 — COMMODORE 250

Model	Description of Part	Qty.	James Part No.
L1-L15	Headlamp complete less speedo head	1	701711
K7	" " " " " " " " " " " "	1	701705
L15	" " " " " " " " " " " (rectified)	1	701704
L17	" " " " " " " " " " " "	1	701714
L25	" " " " " " " " " " " "	1	S0234
L25	Chrome headlamp rim	1	S0066
K7-L17-L15-L1	" " " " " " " " " " " "	1	701564
L25	Sealed beam unit	1	S0237
K7-L17-L15-L1	" " " " " " " " " " " "	1	701697
L25	Spring clips	4	S0070
K7-L17-L15-L1	" " " " " " " " " " " "	4	701565
L25	Headlamp fixing bolt and washer	2	S0238
K7-L17-L15-L1	" " " " " " " " " " " "	2	701531
"	" " " " washer	2	701532
"	Rim clip	1	701701
"	" " screw	1	701702
L25	" " screw and clip set	1	S0064
All	Rubber beading (headlamp fork)	1	003069
L25	Headlamp switch lighting	1	06291
L25	" " ignition	1	06292
L17	" " lighting and ignition	1	701719
K7	" " lighting	1	701692
L15	" " lighting (rectified)	1	701573
L15-L1	" " lighting (direct)	1	701548
†K7	" " lighting	1	701738
†L15	" " lighting (rectified)	1	701739
†L1-L15	" " lighting (direct)	1	701740
L25	Switch handle and cover (lights)	1	06588
"	" " " " (ignition)	1	06589
L1-L15-K7	" " " " " " " " " " " "	1	701559
"	Screw handle and cover	1	701560
†	Switch handle	1	701741
†	Screw handle and cover	1	701742
L17	Ignition key	2	701720
"	Screw terminal (lighting and ignition switch)	18	701721
"	Grommet (lighting and ignition switch)	1	701722
"	Rotor assembly (lighting)	1	701723
"	Terminal (lighting)	10	701724
"	Rotor (ignition)	1	701725
"	Terminal (ignition)	8	701726
"	Fixing nut	1	701727
"	Cap and plate	1	701728
"	Screw, body fixing	3	701729
"	Nut for spindle	1	701730
L1-L15	Cable harness	1	701676
L15	" " (rectified)	1	701581
K7	" " " " " " " " " " " "	1	701696
L17	" " " " " " " " " " " "	1	701715
L25	" " " " " " " " " " " "	1	S0239
"	Switch and ammeter rubber ring	2	701517
"	" " fixing clip	1	701519
All	Ammeter (except L25)	1	701516
L25	" " " " " " " " " " " "	1	S0062

†For latest pattern Lucas lamps.

· IMPORTANT

ORDERS FOR SPARE PARTS SHOULD BE SENT IN LIST FORM ON ONE SIDE OF A SHEET OF PAPER AND NOT AS PART OF A LETTER.

THE COMPLETE FRAME AND ENGINE NUMBERS AS WELL AS PART NUMBERS AND DESCRIPTIONS SHOULD BE QUOTED ON EACH ORDER.

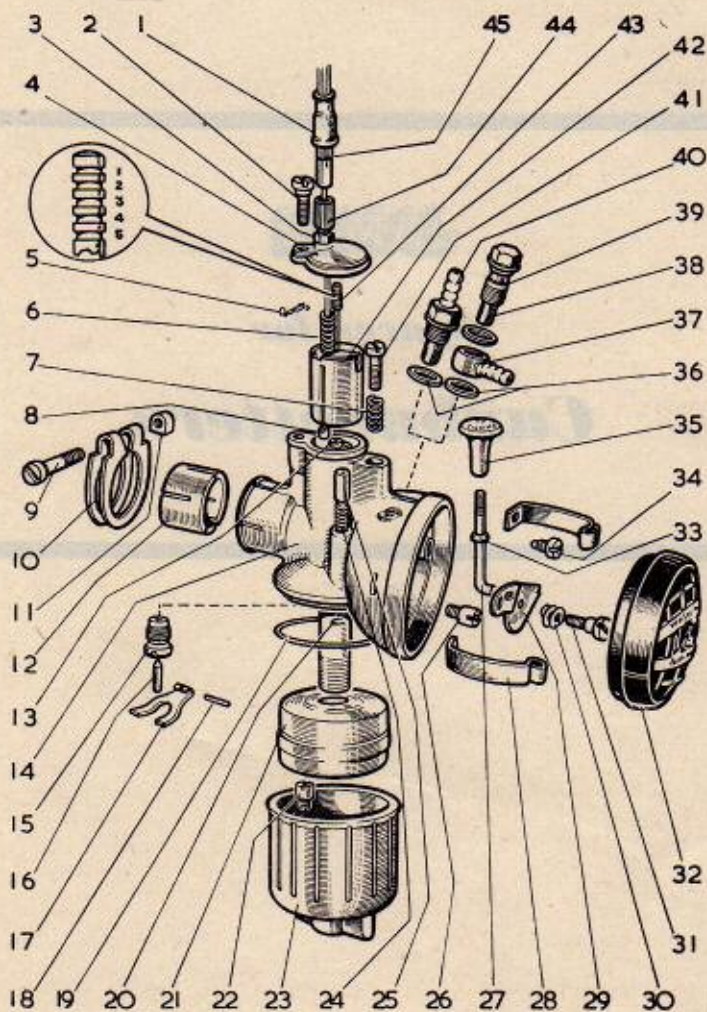
OLD PARTS SENT AS PATTERNS WILL BE SCRAPPED UNLESS CUSTOMER SPECIFIES OTHERWISE.

JAMES

Spares for

Carburettors

L1 - COMET 100



VILLIERS TYPE S.12 **Carburetter**

6

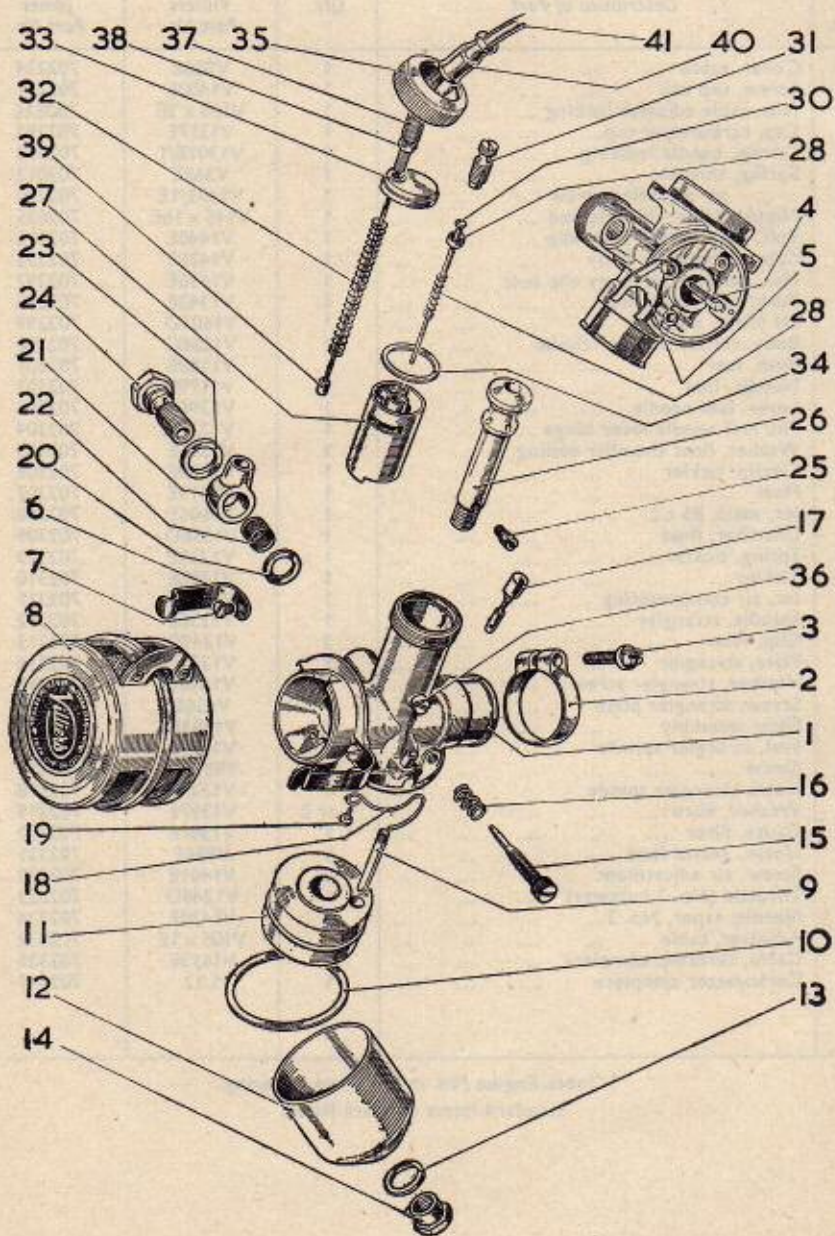
L1 - COMET 100

Ill. No.	Description of Part	Qty.	Villiers Part No.	James Part No.
1	Cover, cable	1	V826E	702234
2	Screw, top cap	1	V1400E	702291
3	Nut, cable adjuster locking	1	V105 x 2E	700824
4	Cap, carburetter top... ..	1	V1317E	702292
5	Circlip, needle locating	1	V1301E/1	702293
6	Spring, throttle	1	V369E	702012
7	" air adjusting screw	1	V1402/1E	702294
8	Nipple, cable, throttle end	1	V145 x 16E	702035
9	Bolt, carburetter body clip	1	V1440E	702295
10	Clip, carburetter body	1	V1426E	702296
11	Nut, carburetter body clip bolt	1	V1436E	702297
12	Bush, heat insulating	1	V1343E	702298
*13	Jet block, needle	1	V1603D	702299
14	Body, carburetter, 1/2" choke	1	V1268C	702300
15	Bush, fuel	1	V1180E	702301
16	Needle, fuel	1	V1179E	702302
17	Lever, fuel needle	1	V1396E	702303
18	Pin, fuel needle lever hinge	1	V1237E	702304
19	Washer, float chamber sealing	1	V1386E	702305
20	Circlip, tickler	1	V1590E	702306
21	Float	1	V1419E	702307
*22	Jet, main, 85 c.c.	1	V1605E	702308
23	Chamber, float	1	V1356D	702309
24	Spring, tickler... ..	1	V1235E	702329
25	Tickler	1	V1398E	702310
*26	Jet, air compensating	1	V1592E	702311
27	Spindle, strangler	1	V1338E	702312
28	Clip, filter	2	V1349D	702313
29	Plate, strangler	1	V1337E	702314
30	Washer, strangler screw	1	V1588E	702315
31	Screw, strangler plate	1	V626E	702147
32	Filter assembly	1	V1383D	702316
33	Seal, strangler spindle	1	V1589E	702317
34	Screw	2	V829E/1	702214
35	Knob, strangler spinde	1	V1339E	702318
36	Washer, fibre	1 or 2	V1397E	702319
38	Gauze, filter	1	V1387E	702320
40	Union, petrol feed	1	V986E	702321
41	Screw, air adjustment	1	V1401E	702322
*42	Throttle (No. 2 cutaway)	1	V1248D	702323
*43	Needle, taper, No. 3	1	V1430E	702324
44	Adjuster, cable	1	V105 x 1E	702032
*45	Cable, throttle, complete	1	V1619E	702325
—	Carburetter complete	1	S.12	702341

* Quote Engine No. in full when ordering.
Standard items only are listed.

VILLIERS TYPE S.19 *Carburettor*

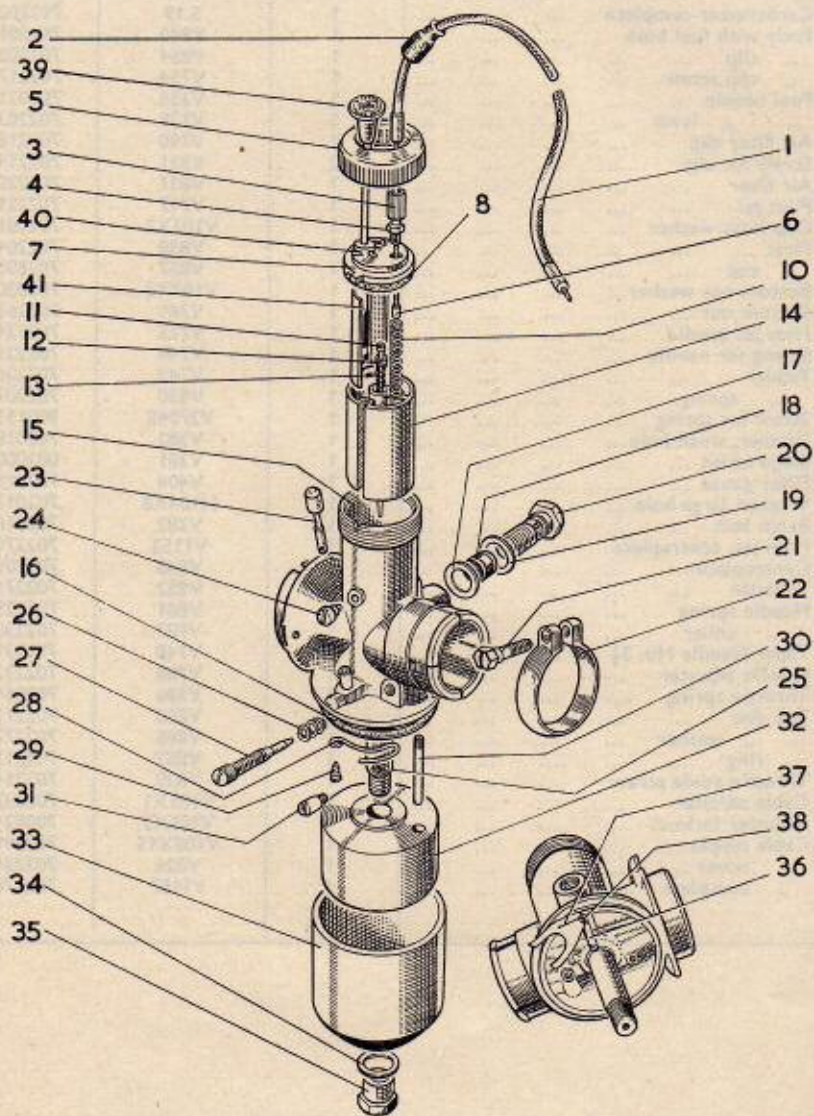
L15 - CADET 150



L15 — CADET 150

Ill. No.	Description of Part	Qty.	Villiers Part No.	James Part No.
—	Carburetter complete	1	S.19	702200
1	Body with fuel bush	1	V840	702201
2	" clip	1	V854	702202
3	" clip screw	1	V754	702217
4	Fuel needle	1	V355	702021
5	" " lever	1	V738	702203
6	Air filter clip	2	V790	702218
7	Screw for clip	2	V831	702219
8	Air filter	1	V837	702220
9	Pilot jet	1	V717	702221
10	Cup joint washer	1	V107X2	702001
11	Float	1	V839	702204
12	" cup	1	V857	702205
13	Bottom nut washer	1	V107X3	702030
14	Bottom nut	1	V361	702263
15	Pilot jet needle	1	V775	702224
16	Spring for needle	1	V749	702225
17	Tickler	1	V742	702206
18	" spring	1	V830	702207
19	Screw for spring	1	V2704E	900155
20	Washer, small hole	1	V383	702018
21	Banjo union	1	V381	002000
22	Filter gauze	1	V404	702019
23	Washer, large hole	1	H104X8	702017
24	Banjo bolt	1	V382	702016
25	Main jet, centrepiece	1	V1152	702270
26	Centrepiece	1	V848	702209
27	Throttle	1	V952	702271
28	Needle spring	1	V801	702229
29	" collar	1	V787	702230
30	Taper Needle No. $3\frac{1}{2}$	1	V748	702231
31	Needle adjuster	1	V786	702232
32	Throttle spring	1	V586	702064
33	Top disc	1	V850	702211
34	" " washer	1	V856	702273
35	" ring	1	V852	702213
36	Throttle guide screw	1	V829	702214
37	Cable adjuster	1	V105X1	702032
38	Adjuster locknut	1	V105X2	700824
39	Cable nipple	1	V108X15	702091
40	" cover	1	V826	702234
41	" complete	1	V1157	702276

K7 — CAPTAIN 200



VILLIERS TYPE S.25/2 **Carburettor**

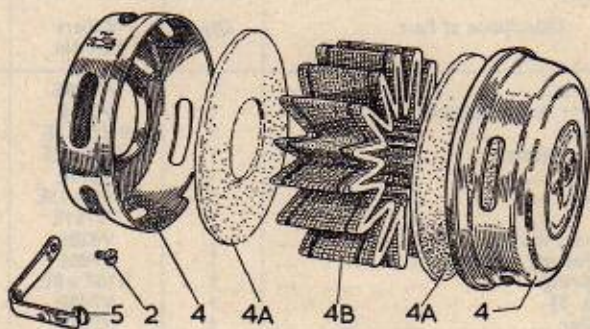
6

K7 — CAPTAIN 200

III. No.	Description of Part	Qty.	Villiers Part No.	James Part No.
1	Throttle cable... ..	1	V1738E	702327
2	Rubber cover, cable adjuster	1	V826E	702234
3	Cable adjuster	1	V105 × 1E	702032
4	Locknut for adjuster	1	V105 × 2E	700824
5	Top ring	1	V815E	702252
6	Cable nipple	1	V108 × 15E	702091
7	Top disc	1	V1161E	702328
8	Fibre washer, top disc	1	V828E	702254
9	Needle adjusting screw	1	V786E	702232
10	Throttle spring	1	V107 × 8E	702255
11	Needle No. 3½	1	V748E	702231
12	" collar	1	V787E	702230
13	" spring	1	V1235E	702329
14	Throttle	1	V1308D	702330
15	Carburettor body	1	V1244E	702331
16	Float cup washer	1	V125 × 8E	702108
17	Banjo washer, small hole	1	V383E	702018
18	Petrol filter	1	V404E	702019
19	Banjo washer, large hole	1	H104 × 8	702017
20	" bolt	1	V382E	702016
21	Body clip screw	1	V754E	702217
22	" "	1	V818E	702258
23	Tickler	1	V742E	702206
24	Throttle guide screw	1	V829E	702214
25	Centre piece	1	V827E	702261
26	Spring for pilot needle	1	V749E	702225
27	Pilot jet needle	1	V775E	702224
28	Tickler spring	1	V830	702207
29	Screw for tickler spring	1	M2704E	900155
30	Pilot jet	1	V717E	702221
31	Main jet, 120	1	V774E	702226
32	Float	1	V777E	702222
33	" cup	1	V773E	702223
34	Bottom nut washer	1	V107 × 3E	702030
35	" "	1	V361E	702263
36	Fuel needle	1	V355E	702021
37	" " lever	1	V738E	702203
38	" " lever pin	1	V375E	702264
39	Strangler knob	1	V1167E/49E/1	702337
40	Spring clip	1	V1178E/1	702338
41	Strangler slide	1	V958D/1	702339
—	Carburettor complete	1	S.25/2	702340

Air Cleaner

K7 — CAPTAIN 200



Ill. No.	Description of Part	Qty.	Villiers Part No.	James Part No.
2	Screw for air filter clip	2	V831E	702219
4	Filter end caps (not supplied separately)	1	V1800	702333
4A	Felt sealing washer	3	V1142E	702334
4B	Star element	1	V1821D	702335
5	Clip for air filter	2	V1134E	702336
—	Air filter complete	1	" 1800 "	702332

REPAIRS

Our Service Department Workshops are staffed by experts who specialize in repair work, and all repairs are carried out under the terms of our 3 months Guarantee (see inside back cover)

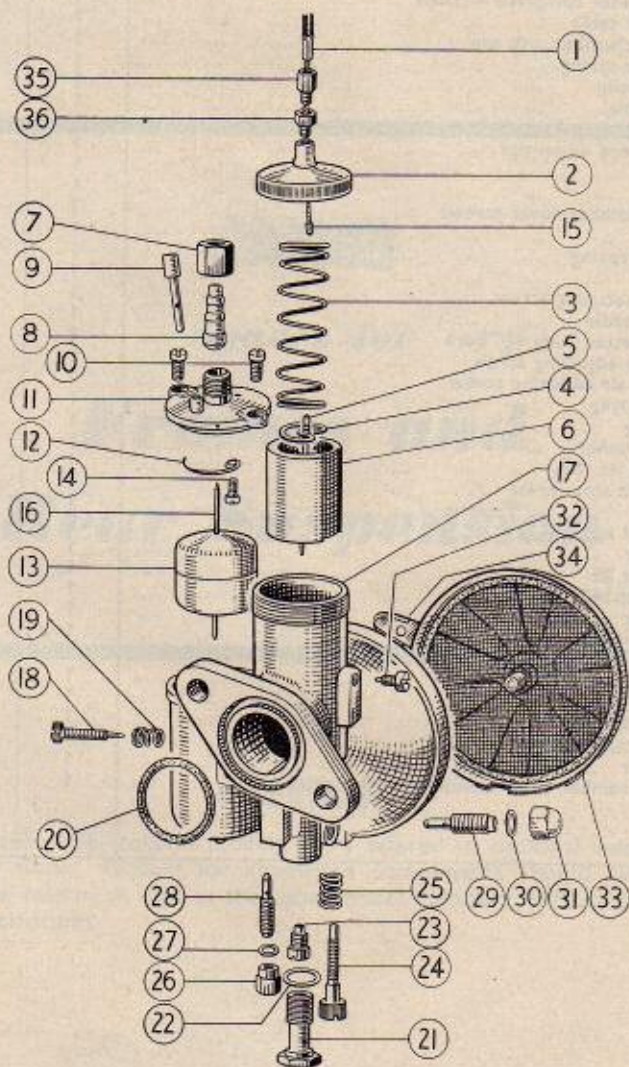
If required we will provide an estimate before proceeding with the repairs. As this entails a certain amount of dismantling to ascertain what new parts are necessary, a small labour charge will be made for the preliminary inspection if the estimate is not accepted.

When further examination or tests reveal a need for additional replacement parts, we reserve the right to fit the extra parts necessary to make an efficient repair. We do not undertake to fit parts specified by the customer when further components should be replaced to effect a satisfactory overhaul.

AMAL TYPE 370/1 **Carburetter**

6

L17 — CAVALIER 175



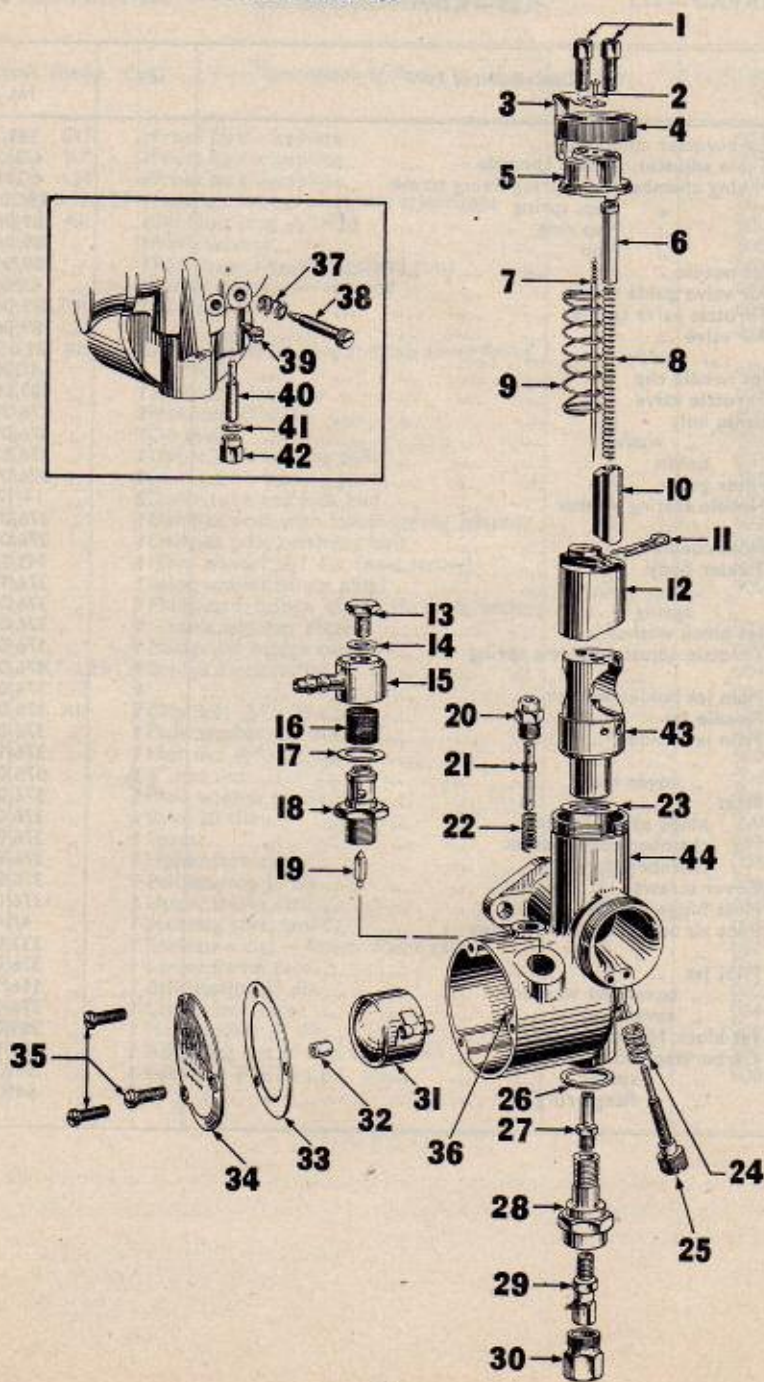
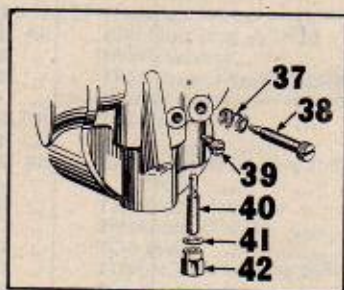
L17 — CAVALIER 175

Ill. No.	Description of Part	Qty.	Part No.
—	Carburettor complete — 370/1	1	370/
1	Throttle cable	1	004730
2	Mixing chamber, top cap	1	373/010
3	Throttle spring	1	389/061
4	Needle clip	1	370/005
5	Jet needle...	1	370/013
6	Throttle slide 4	1	370/012
7	Petrol feed union nut	1	376/106
8	" " "	1	376/105
9	Tickler	1	352/233
10	Float chamber cover screws	2	376/129
11	" " "	1	370/011
12	Tickler spring	1	352/208
13	Float	1	22/016
14	Spring securing screw	1	352/207
16	Float needle	1	22/014
17	Carburettor body $\frac{1}{8}$ " bore	1	370/001
18	Pilot air adjusting screw	1	332/017
19	Spring, air adjusting screw	1	4/148
20	Sealing ring	1	244/765
21	Jet plug	1	370/006
22	Fibre washer	1	38/023
23	Needle jet -106	1	370/004
24	Throttle stop screw	1	363/049
25	" " " spring	1	376/069
26	Pilot jet nut	1	376/095
27	Washer	1	116/162
28	Pilot jet 25	1	376/076
29	Main jet 240	1	363/044
30	Washer	1	116/124
31	Cover nut	1	363/045
32	Slide locating screw	1	332/014
33	Air filter gauze	1	370/017
33	Filter cover	1	370/007
34	" shutter	1	370/008
34	" centre pin	1	370/009
34	Washer	1	370/0014
11	Float chamber cover assembly, with tickler	1	370/018

AMAL TYPE 389/17 **Carburettor**

L25 - COMMODORE 250

6



L25 — COMMODORE 250

Ill. No.	Description of Part	Qty.	Part No.
—	Carburetter complete	1	389/
1	Cable adjuster, air and throttle	1	4/035
2	Mixing chamber cap, spring fixing screw	1	4/241
3	" " cap, spring	1	29/201
4	" " cap ring	1	389/065
5	" " top	1	389/064
7	Jet needle... ..	1	389/063
8	Air valve guide spring	1	4/046
9	Throttle valve spring	1	389/061
10	Air valve	1	389/062
—	" " guide	1	29/057
11	Jet needle clip	1	4/230
12	Throttle valve	1	389/060
13	Banjo bolt	1	376/091
14	" " washer	1	376/092
15	" union	1	376/126
16	Filter gauze	1	376/093
17	Needle seating washer	2	14/175
18	" "	1	376/088
19	Float needle	1	376/089
20	Tickler body	1	343/125
21	" "	1	376/126
22	" spring	1	376/087
23	Jet block washer	1	376/067
24	Throttle adjusting screw spring	1	376/069
25	" " " "	1	376/068
26	Main jet holder washer	1	376/074
27	Needle Jet	1	376/072
28	Main jet holder	1	376/073
29	" " " "	1	376/100
30	" " cover nut	1	376/075
31	Float	1	376/083
32	" hinge spindle bush	1	376/094
33	" chamber cover gasket	1	376/078
34	" chamber cover	1	376/077
35	{Cover screws	3	376/079
36	Float hinge spindle	1	376/085
37	Pilot air adjusting screw spring	1	4/148
38	" " " "	1	332/017
40	Pilot jet	1	376/076
41	" " cover nut washer	1	116/162
42	" " cover nut	1	376/095
43	Jet block 1½" bore	1	389/056
44	Carburetter body	1	389/002
—	" spacer	1	541013
—	" flange ring... ..	2	541014

JAMES

Spares for

Sundries

**TANKS, MUDGUARDS, HANDLEBARS, SEATS,
TOOLBOXES, ETC.**

IMPORTANT

From June 1956, certain models were offered in optional maroon or grey finish. Orders for enamelled components should clearly state the colour, as well as the usual model numbers, part numbers and descriptions.

Model	Description of Part	Qty.	Part No.
K7-L25	PETROL TANK	1	003657
L17	" " " " " " " " " " " "	1	004195
L15-L1	" " " " " " " " " " " "	1	003401
K7-L25	" " " " " " " " " " " "	1	003179
"	Hex bolt $\frac{5}{16}$ " \times 26 \times 2 $\frac{1}{2}$ "	1	900074
"	" " $\frac{5}{16}$ " \times 26 \times 2 $\frac{1}{2}$ "	1	900119
K7	" " $\frac{5}{16}$ " B.S.C.	2	900133
L25	" " $\frac{5}{16}$ " B.S.C.	2	900408
L17-L15-L1	" " $\frac{5}{16}$ " \times 26 \times 3"	2	900041
All	Hex nut $\frac{5}{16}$ " \times 26	—	900000
"	Plain washer $\frac{5}{16}$ " diameter	—	900009
L25	" " $\frac{3}{8}$ " diameter	2	900014
"	Rubber washer	4	004319
All	Petrol tap	1	003166
"	Fibre washer (only 1 on L1 and L15)	2	900373
K7-L17-L25	Drain plug	1	900376
L25	Petrol pipe	1	002191
K7	" " " " " " " " " " " "	1	002189
L17	" " " " " " " " " " " "	1	002182
L15-L1	" " " " " " " " " " " "	1	002181
All	" " ferrules	2	002063
"	" " filler cap	1	003931
L25-L17	" " filler cap cover disc	1	004402
"	Screw filler cap cover disc	1	900417
All	Filler cap sealing ring	1	003661
L25-K7	Knee grip — rubber L.H.	1	002365
"	" " — " R.H.	1	002366
L25-L17-K7	Tank badge	2	004294
L15-L1	" " " " " " " " " " " "	2	002393
All	Rubber moulding	2	002816
"	Fixing screws 2 B.A.	4	900325
L25-K7	FRONT MUDGUARD	1	004119
L17	" " " " " " " " " " " "	1	004725
L15	" " " " " " " " " " " "	1	004125
L1	" " " " " " " " " " " "	1	004726
L25-K7	" " " " " " " " " " " "	1	004163
L17	" " " " " " " " " " " "	1	004705
L15-L17	" " " " " " " " " " " "	1	003960
All	Hex bolt (cotter) $\frac{5}{16}$ " \times 26 \times $\frac{3}{8}$ "	2	900354
"	Washer plain, $\frac{5}{16}$ "	2	900009
"	Unbrako screw $\frac{1}{8}$ " B.S.F.	4	900404
"	Hex nut $\frac{1}{4}$ " B.S.F.	4	900027
"	Shakeproof washer	4	900004
L25-K7-L15-L1	FRONT NUMBER PLATE	1	002375
"	Round head screw $\frac{3}{8}$ " \times 26 t.p.i.	2	900010
"	Hex nut $\frac{3}{8}$ " \times 26 t.p.i.	2	900016
"	Shakeproof washer	2	900006
L25-L17-L1	REAR MUDGUARD (including number plate)	1	004141
K7	" " " " " " " " " " " "	1	003633
L1	" " " " " " " " " " " "	1	003396
K7	Streamlined spacers, alloy	2	002341

Sundries

Model	Description of Part	Qty.	Part No.
L25	Connecting link	1	790065
K7-L17-L15	" " " " " " " "	1	790001
L1	" " " " " " " "	1	SD1450
L25	Spring clip	1	790066
K7-L17-L15	" " " " " " " "	1	790009
L1	" " " " " " " "	1	SD1448
L25	TWINSEAT, black	1	004062
"	" " grey	1	004302
K7	" " black	1	004304
"	" " grey	1	004305
L17	" " black	1	004830
"	" " grey	1	004829
L15	Rubber seat, black	1	004262
L15-L1	" " grey	1	004339
L25	" " buffer	2	004263
K7	" " buffer	2	002128
All	Hex bolt $\frac{1}{2}$ " x $26 \times \frac{5}{8}$ " long	—	900054
"	Hex nut $\frac{1}{2}$ " x 26 t.p.i.	—	900027
"	Plain washer $\frac{1}{2}$ " diameter	—	900008
L17-L15-L1	Plain washer $\frac{1}{2}$ " diameter, large	3	900045
"	Shakeproof washer $\frac{1}{4}$ " diameter	3	900004
L25-K7-L17-L15	HANDLEBAR	1	005282
L1	" " " " " " " "	1	004727
All	" " levers	2	003957
"	Spacer — handlebar levers	2	003958
"	Pivot pin	2	900419
"	Self locking nut	2	900403
"	Hex bolt $\frac{1}{2}$ " x 26 t.p.i.	2	900369
"	Recessed washer	2	002923
"	Handlebar grip L.H.	1	002643
All	TWISTGRIP complete	1	002644
"	Grip rotating sleeve	1	000282
"	Rubber grip	1	002642
"	Clip casting, cable abutment half	1	000283
"	" " cover half	1	000284
"	Cheese head screw 1 B.A.	2	900087
"	Adjusting screw	1	900089
"	" " locknut	1	900086
"	Friction spring	1	000286
"	Slotted socket for cable	1	000285
L25	CABLE complete, front brake	1	003059
K7-L17	" " " " front brake	1	004410
L15-L1	" " " " front brake	1	003637
L25	" " " " clutch	1	004268
K7	" " " " clutch	1	004707
L17	" " " " clutch	1	004269
L15	" " " " clutch	1	001585
L1	" " " " clutch	1	002523
L25	" " " " air control	1	004421

Sundries

7

Model	Description of Part	Qty.	Part No.
L25	CABLE complete, throttle	1	004422
L17	" " throttle	1	004730
K7	" " throttle	1	702327
L15	" " throttle	1	702276
L1	" " throttle	1	702325
All	" " speedo	1	003993
L25-L17	SPARKING PLUG CCL14 Lodge	1	541098
K7	" " HH14 Lodge... ..	1	000436
L15-L1	" " H14 Lodge	1	000441
All	SPEEDO HEAD	1	004883
All	TOOL KIT complete (state model when ordering)	1	
"	" wallet		004355
L25-L17	Plug spanner	1	003971
K7-L15-L1	" "	1	000437
All	Screwdriver	1	000551
L25-L17	Exhaust nut spanner	1	004411
K7	" " "	1	700955
L15-L1	" " "	1	002503
All	D.E. spanner $\frac{7}{16}'' \times \frac{1}{2}''$	1	001996
"	" " $\frac{3}{8}'' \times \frac{1}{8}''$	1	000545
"	" " $\frac{1}{2}'' \times \frac{3}{16}''$	1	000546
"	Steering head spanner	2	003869
"	Tyre lever	2	000544
"	Pliers... ..	1	002537
"	Adjuster key	1	004293
L15-L1	Cone spanner	1	002536
L25-L17	Feeler gauge	1	004413
K7-L15-L1	" "	1	004412
All	PUMP and CONNECTOR	1	000595
L25	EXHAUST PIPE	1	004553
K7	" "	1	004685
L17	" "	1	004575
L15	" "	1	003975
L1	" "	1	004315
L17	" " hex bolt	1	900054
L17	" " plain washer	1	900008
L25	SILENCER	1	004557
K7	" "	1	003746
L17	" "	1	004574
L15	" "	1	003977
L1	" "	1	003688
L25-L17	" " sealing ring	1	004556
K7	" " sealing ring	1	004280
L15	" " sealing ring	1	004278
L17-L25	Hex nut, self locking, silencer end	1	900284
K7	Hex bolt $\frac{7}{16}''$ B.S.C., silencer end	1	900133

Sundries

Model	Description of Part	Qty.	Part No.
K7	Plain washer $\frac{5}{16}$ " diameter silencer end ...	1	900009
L1	Cover disc, silencer ...	1	003690
"	Cheese head screw ...	4	900010
"	Shakeproof washer ...	4	900006
"	Tail pipe, L.H. ...	1	003447
"	" " R.H. ...	1	003448
"	Hex bolt $\frac{1}{4}$ " \times 26 t.p.i. \times 4 $\frac{1}{2}$ " long ...	1	900392
"	Self locking nut $\frac{1}{4}$ " \times 26 t.p.i. ...	1	900403
"	Tail pipe fixing bolt $\frac{3}{8}$ " ...	2	900393
"	Plain washer $\frac{3}{8}$ " diameter ...	2	900011
K7	TOOL CASE ...	1	003648
L17-L15-L1	" compartment lid ...	1	003678
K7-L17-L15-L1	Thumb screw, tool box ...	1	000641
"	Tapped washer ...	1	900350
K7	Hex bolt $\frac{3}{8}$ " \times 26 \times 2" long ...	3	900074
"	Hex nut $\frac{3}{8}$ " \times 26 t.p.i. ...	3	900000
"	Plain washer ...	6	900009
K7	BATTERY CASE ...	1	003652
"	Platform for battery ...	1	002371
"	Rubber pad ...	1	002368
"	Thumb screw ...	1	000641
"	Tapped washer ...	1	900350
L15-L1	Battery clip ...	1	003656
"	Insulation strip ...	1	002484
"	Self tapping screw ...	4	900155
L17	Battery clamp ...	1	003836
"	Hex bolt ...	1	900074
"	Plain washer ...	1	900009
"	Rubber pad ...	2	003766
K7	PANEL — tool and battery cases... ..	1	003668
"	Clip and screws for panel	1	003669
"	Plastic bead for panel	2	003745
L25	TRANSFER — model name	2	004251
K7	" — model name	2	004253
L17	" — model name	2	004254
L15	" — model name	2	004255
L1	" — model name	2	004256

GUARANTEE

NOTICE—We do not appoint agents for the sale on our behalf of our motor cycles or other goods, but we assign to motor cycle Dealers areas in which we supply to such Dealers exclusively for re-sale in such areas. No such Dealer is authorised to transact any business, give any warranty, make any representation or incur any liability on our behalf. Published retail prices are for delivery free of charge at Dealers' premises. All goods are offered for sale subject to the price ruling at the time of delivery. All prices and specifications are subject to alteration without notice.

We give the following guarantee with our motor cycles, motor cycle combinations and sidecars, including all accessories and component parts other than tyres, saddles, chains and lighting and electrical equipment, and other than accessories and component parts supplied to the order of the Purchaser and differing from those comprised in the standard specifications supplied with our motor cycles, motor cycle combinations and sidecars, but including accessories and parts supplied by way of exchange as hereinafter provided. This guarantee is given in place of any implied conditions or warranties or any liabilities whatsoever statutory or otherwise; no guarantee except that hereinafter contained and no conditions or warranty whatsoever statutory or otherwise is given or is to be implied, nor are we to be under any liability whatsoever except under the guarantee hereinafter contained. Any statement, description, condition or representation contained in any catalogue, advertisement, leaflet or other publication shall not be construed as enlarging, varying or overriding anything herein contained. In the case of machines (a) which have been used for "hiring out" purposes or (b) any motor cycle and/or sidecar used for any dirt track, cinder track or grass track racing or competitions (or any competition of any kind within an enclosure for which a charge is made for admission to take part in or view the competition) or (c) machines from which the trade mark, name or manufacturing number has been altered or removed or (d) any machines in which parts have been used not supplied by or approved by the motor cycle manufacturer or (e) any machine from which the silencing system as fitted by the manufacturer has been partially or wholly removed or interfered with, no guarantee, condition or warranty of any kind statutory or otherwise, is given or is to be implied, nor are we to be under any liability whatsoever in respect of any such machine. We guarantee, subject to the conditions mentioned below, that all precautions which are usual and reasonable have been taken by us to secure excellence of materials and workmanship, but this guarantee is to extend and be in force for six months only in U.K. and ninety days overseas from date of purchase, or date of exchange in case of any accessory or part supplied by way of exchange as hereinafter provided, and damages for which we make ourselves responsible under this guarantee are limited to the free repair of or supply of a new part or accessory in exchange for the part of the motor cycle, motor cycle combination or sidecar or accessory which may have proved defective. We undertake, subject to the conditions mentioned below, to make good in manner aforesaid any part or accessory covered by this guarantee which has proved defective within the said period. We do not undertake to replace or refix or bear the cost of replacing or refixing any such new part or accessory in the motor cycle, motor cycle combination or sidecar. As motor cycles, motor cycle combinations and sidecars are easily liable to derangement by neglect or misuse, this guarantee does not apply to defects caused by wear and tear, misuse or neglect.

The term "misuse" shall include, amongst others, the following acts :

1. The attaching of a sidecar to a motor cycle in such a manner as to cause damage or calculated to render the latter unsafe when ridden.
2. The use of a motor cycle or of a motor cycle and sidecar combined, when carrying more persons or a greater weight than that for which the machine was designed by the manufacturers.
3. The attaching of a sidecar to a motor cycle by any form of attachment not provided, supplied or approved by the manufacturers, or to a motor cycle which is not designed for such use.

We do not guarantee tyres, saddles, chains or lighting and electrical equipment, or any accessories or component parts supplied to the order of the Purchaser differing from those comprised in the standard specifications supplied with our motor cycles, motor cycle combinations or sidecars. As regards all such tyres, saddles, chains, lighting and electrical equipment, accessories and component parts, no guarantee, condition or warranty of any kind statutory or otherwise is given or is to be implied, and we are to be under no liability whatsoever in respect thereof.

CONDITIONS OF GUARANTEE—If a defective part or accessory should be found in our motor cycles, motor cycle combinations or sidecars, or in any part or accessory supplied by way of exchange as before provided, it must be sent to us **CARRIAGE PAID** and accompanied by an intimation from the owner that he desires to have it repaired or exchanged free of charge under our guarantee, and he must also furnish us at the same time with the frame number of the machine, the date of purchase or the date when the alleged defective part or accessory was exchanged as the case may be.

Failing compliance with the above, such articles will lie here at **THE RISK OF THE OWNER**, and this guarantee and any implied guarantee, warranty or condition shall not be enforceable.

REPAIRS—Any motor cycle, motor cycle combination or sidecar sent to us to be plated, enamelled or repaired will be repaired upon the following conditions, *i.e.*, we guarantee that all precautions which are usual and reasonable have been taken by us to secure excellence of materials and workmanship, such guarantee to extend and be in force for three months only from the time such work shall have been executed, and this guarantee is in lieu and in exclusion of all conditions and warranties statutory or otherwise, and all liabilities whatsoever and the damages recoverable are limited to the cost of any further work which may be necessary to amend and make good the work found to be defective.

It pays to fit genuine




Spare Parts

James Publication No. S/58/2M

October, 1958

PRINTED IN ENGLAND

IceniCAM Information Service



www.icenicam.org.uk