


IceniCAM Information Service



B. YOUNG.
spare parts

A. CLAEYS
flandria

model

SP 247

CONTENTS

PAGE

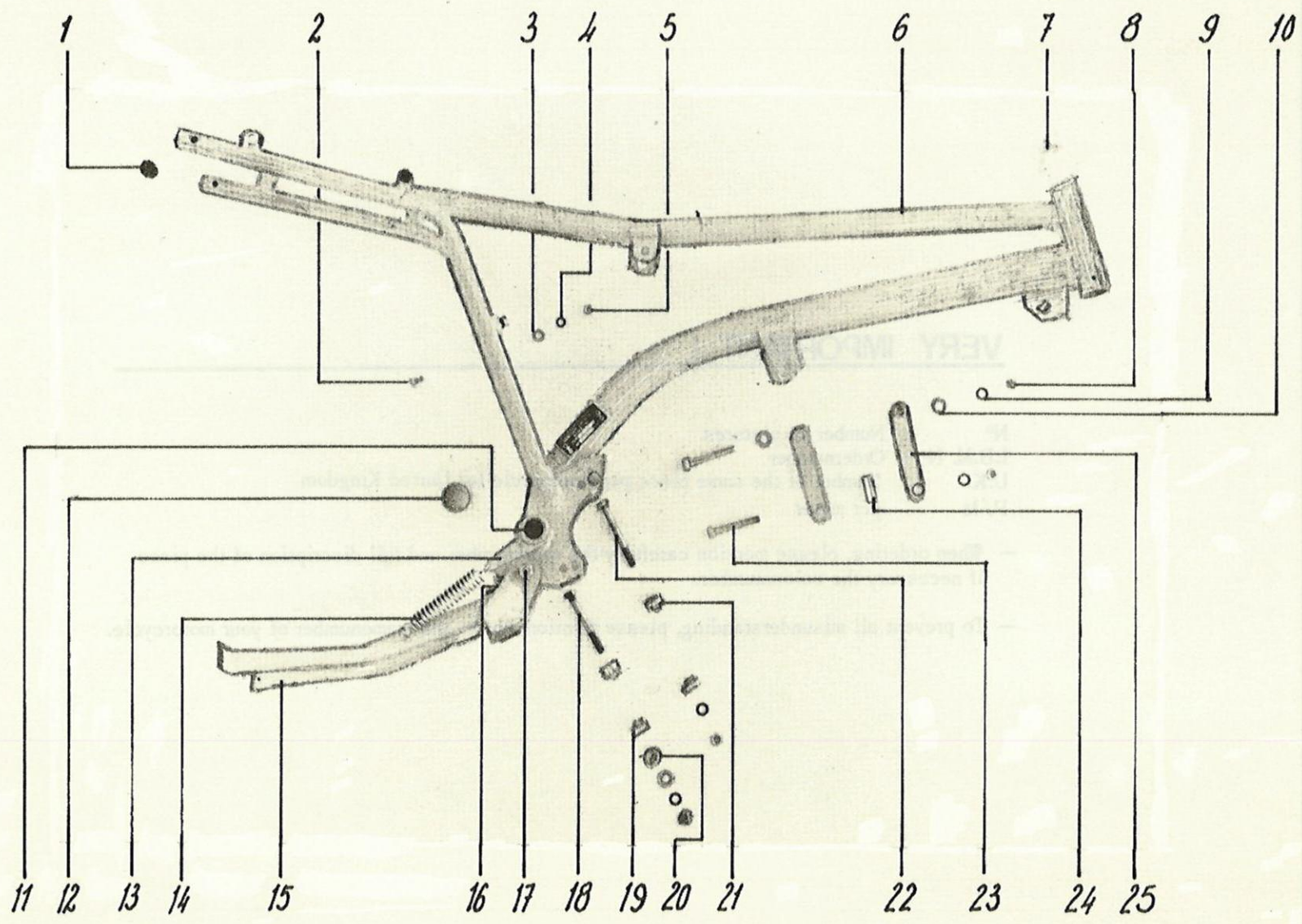
FRAME	2
FRONT FORK WITHOUT HARMONICA RUBBERS	4
FRONT FORK	6
REAR TRAIN - SHOCK ABSORBERS	8
SILENCER + EXHAUST PIPE Ø 55	10
FRONT FENDER	12
READ FENDER - READ LICHT	14
FUEL TANK - SADDLE	16
FOOT BRAKE - FOOT REST - TOOLBOX	18
HAEDLICHT	20
GASHANDLE	22
GEAR HANDLE	24
HANDLEBAR + FIXING - CABLES	26
FRONT HUB	28
READ HUB	30
TYRES - WHEELS	32
MOTOR-CASINGS	34
CRANKSHAFT + CYLINDER	36
CLUTCH	38
OUTGOING AXLE + CONNECTION	40
RETROKICK	42
TACHO	44
FLYWHEEL MAGNET 6V 17/5W	46
CARBURETTOR BING 1/15/35 UPON CYLINDER	48
CARBURETTOR 1/15/35	50

1	INTRODUCTION
2	CHAPTER I - THE HISTORY OF THE
3	CHAPTER II - THE HISTORY OF THE
4	CHAPTER III - THE HISTORY OF THE
5	CHAPTER IV - THE HISTORY OF THE
6	CHAPTER V - THE HISTORY OF THE
7	CHAPTER VI - THE HISTORY OF THE
8	CHAPTER VII - THE HISTORY OF THE
9	CHAPTER VIII - THE HISTORY OF THE
10	CHAPTER IX - THE HISTORY OF THE
11	CHAPTER X - THE HISTORY OF THE
12	CHAPTER XI - THE HISTORY OF THE
13	CHAPTER XII - THE HISTORY OF THE
14	CHAPTER XIII - THE HISTORY OF THE
15	CHAPTER XIV - THE HISTORY OF THE
16	CHAPTER XV - THE HISTORY OF THE
17	CHAPTER XVI - THE HISTORY OF THE
18	CHAPTER XVII - THE HISTORY OF THE
19	CHAPTER XVIII - THE HISTORY OF THE
20	CHAPTER XIX - THE HISTORY OF THE
21	CHAPTER XX - THE HISTORY OF THE
22	CHAPTER XXI - THE HISTORY OF THE
23	CHAPTER XXII - THE HISTORY OF THE
24	CHAPTER XXIII - THE HISTORY OF THE
25	CHAPTER XXIV - THE HISTORY OF THE
26	CHAPTER XXV - THE HISTORY OF THE
27	CHAPTER XXVI - THE HISTORY OF THE
28	CHAPTER XXVII - THE HISTORY OF THE
29	CHAPTER XXVIII - THE HISTORY OF THE
30	CHAPTER XXIX - THE HISTORY OF THE
31	CHAPTER XXX - THE HISTORY OF THE
32	CHAPTER XXXI - THE HISTORY OF THE
33	CHAPTER XXXII - THE HISTORY OF THE
34	CHAPTER XXXIII - THE HISTORY OF THE
35	CHAPTER XXXIV - THE HISTORY OF THE
36	CHAPTER XXXV - THE HISTORY OF THE
37	CHAPTER XXXVI - THE HISTORY OF THE
38	CHAPTER XXXVII - THE HISTORY OF THE
39	CHAPTER XXXVIII - THE HISTORY OF THE
40	CHAPTER XXXIX - THE HISTORY OF THE
41	CHAPTER XL - THE HISTORY OF THE
42	CHAPTER XLI - THE HISTORY OF THE
43	CHAPTER XLII - THE HISTORY OF THE
44	CHAPTER XLIII - THE HISTORY OF THE
45	CHAPTER XLIV - THE HISTORY OF THE
46	CHAPTER XLV - THE HISTORY OF THE
47	CHAPTER XLVI - THE HISTORY OF THE
48	CHAPTER XLVII - THE HISTORY OF THE
49	CHAPTER XLVIII - THE HISTORY OF THE
50	CHAPTER XLIX - THE HISTORY OF THE
51	CHAPTER L - THE HISTORY OF THE
52	CHAPTER LI - THE HISTORY OF THE
53	CHAPTER LII - THE HISTORY OF THE
54	CHAPTER LIII - THE HISTORY OF THE
55	CHAPTER LIV - THE HISTORY OF THE
56	CHAPTER LV - THE HISTORY OF THE
57	CHAPTER LVI - THE HISTORY OF THE
58	CHAPTER LVII - THE HISTORY OF THE
59	CHAPTER LVIII - THE HISTORY OF THE
60	CHAPTER LIX - THE HISTORY OF THE
61	CHAPTER LX - THE HISTORY OF THE
62	CHAPTER LXI - THE HISTORY OF THE
63	CHAPTER LXII - THE HISTORY OF THE
64	CHAPTER LXIII - THE HISTORY OF THE
65	CHAPTER LXIV - THE HISTORY OF THE
66	CHAPTER LXV - THE HISTORY OF THE
67	CHAPTER LXVI - THE HISTORY OF THE
68	CHAPTER LXVII - THE HISTORY OF THE
69	CHAPTER LXVIII - THE HISTORY OF THE
70	CHAPTER LXIX - THE HISTORY OF THE
71	CHAPTER LXX - THE HISTORY OF THE
72	CHAPTER LXXI - THE HISTORY OF THE
73	CHAPTER LXXII - THE HISTORY OF THE
74	CHAPTER LXXIII - THE HISTORY OF THE
75	CHAPTER LXXIV - THE HISTORY OF THE
76	CHAPTER LXXV - THE HISTORY OF THE
77	CHAPTER LXXVI - THE HISTORY OF THE
78	CHAPTER LXXVII - THE HISTORY OF THE
79	CHAPTER LXXVIII - THE HISTORY OF THE
80	CHAPTER LXXIX - THE HISTORY OF THE
81	CHAPTER LXXX - THE HISTORY OF THE
82	CHAPTER LXXXI - THE HISTORY OF THE
83	CHAPTER LXXXII - THE HISTORY OF THE
84	CHAPTER LXXXIII - THE HISTORY OF THE
85	CHAPTER LXXXIV - THE HISTORY OF THE
86	CHAPTER LXXXV - THE HISTORY OF THE
87	CHAPTER LXXXVI - THE HISTORY OF THE
88	CHAPTER LXXXVII - THE HISTORY OF THE
89	CHAPTER LXXXVIII - THE HISTORY OF THE
90	CHAPTER LXXXIX - THE HISTORY OF THE
91	CHAPTER LXXXX - THE HISTORY OF THE
92	CHAPTER LXXXXI - THE HISTORY OF THE
93	CHAPTER LXXXXII - THE HISTORY OF THE
94	CHAPTER LXXXXIII - THE HISTORY OF THE
95	CHAPTER LXXXXIV - THE HISTORY OF THE
96	CHAPTER LXXXXV - THE HISTORY OF THE
97	CHAPTER LXXXXVI - THE HISTORY OF THE
98	CHAPTER LXXXXVII - THE HISTORY OF THE
99	CHAPTER LXXXXVIII - THE HISTORY OF THE
100	CHAPTER LXXXXIX - THE HISTORY OF THE

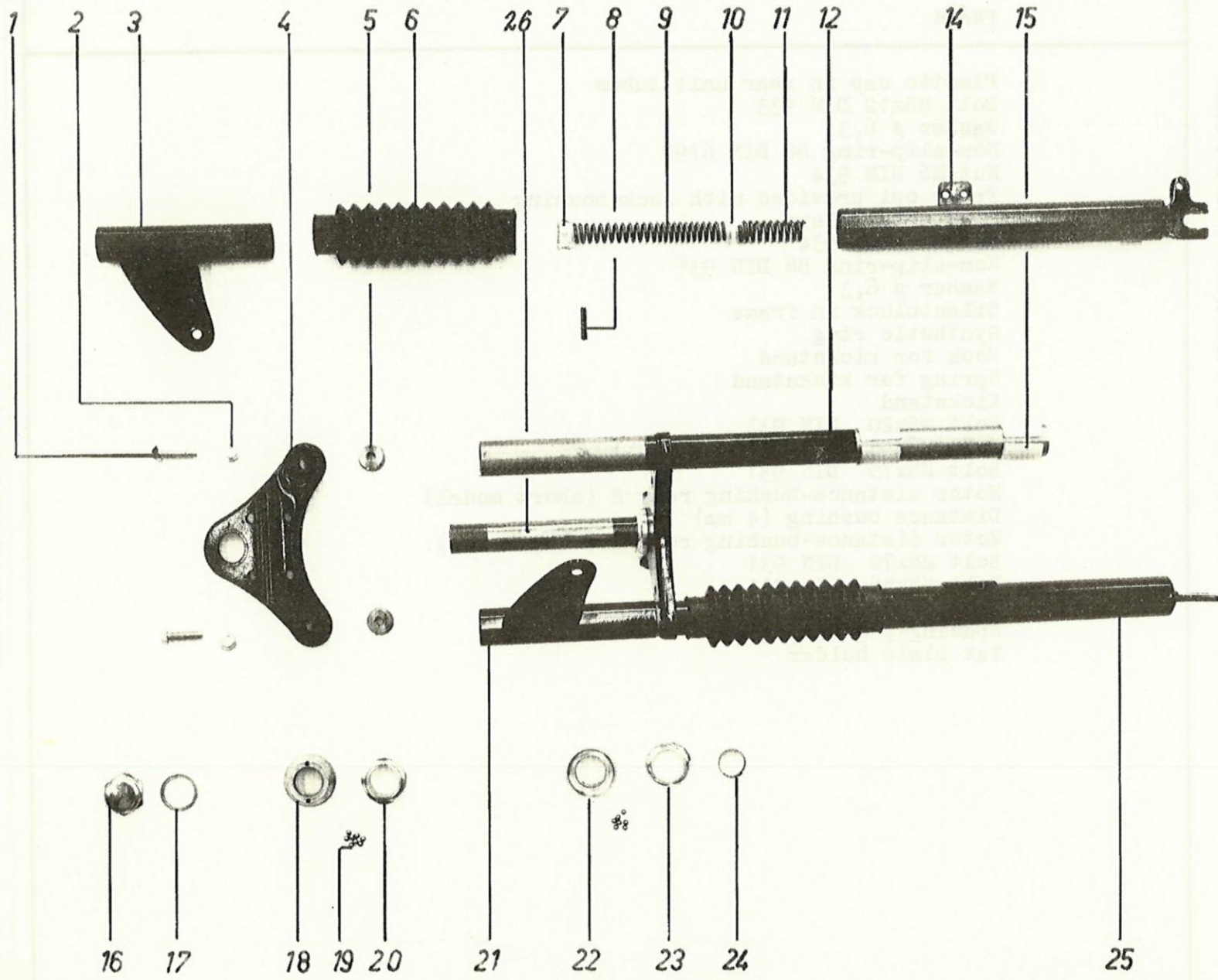
VERY IMPORTANT !

N°	Number on pictures
I.B.M. N°	Ordernumber
U.K.	Number of the same piece per motorcycle for United Kingdom
P/M	per meter

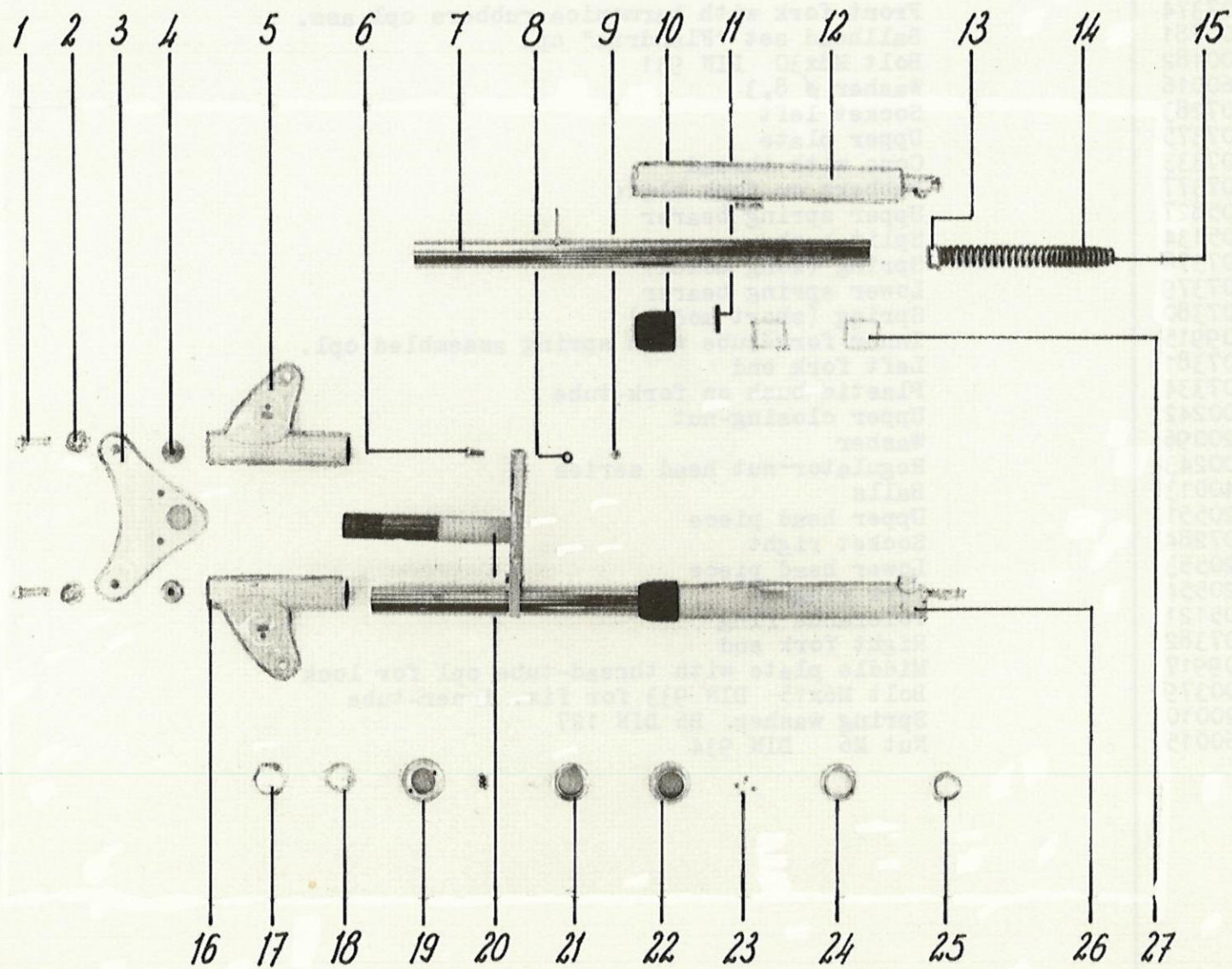
- When ordering, please mention carefully the ordernumber and full discription of the piece if necessary the colournumber.
- To prevent all misunderstanding, please mention motor- and framenumber of your motorcycle.



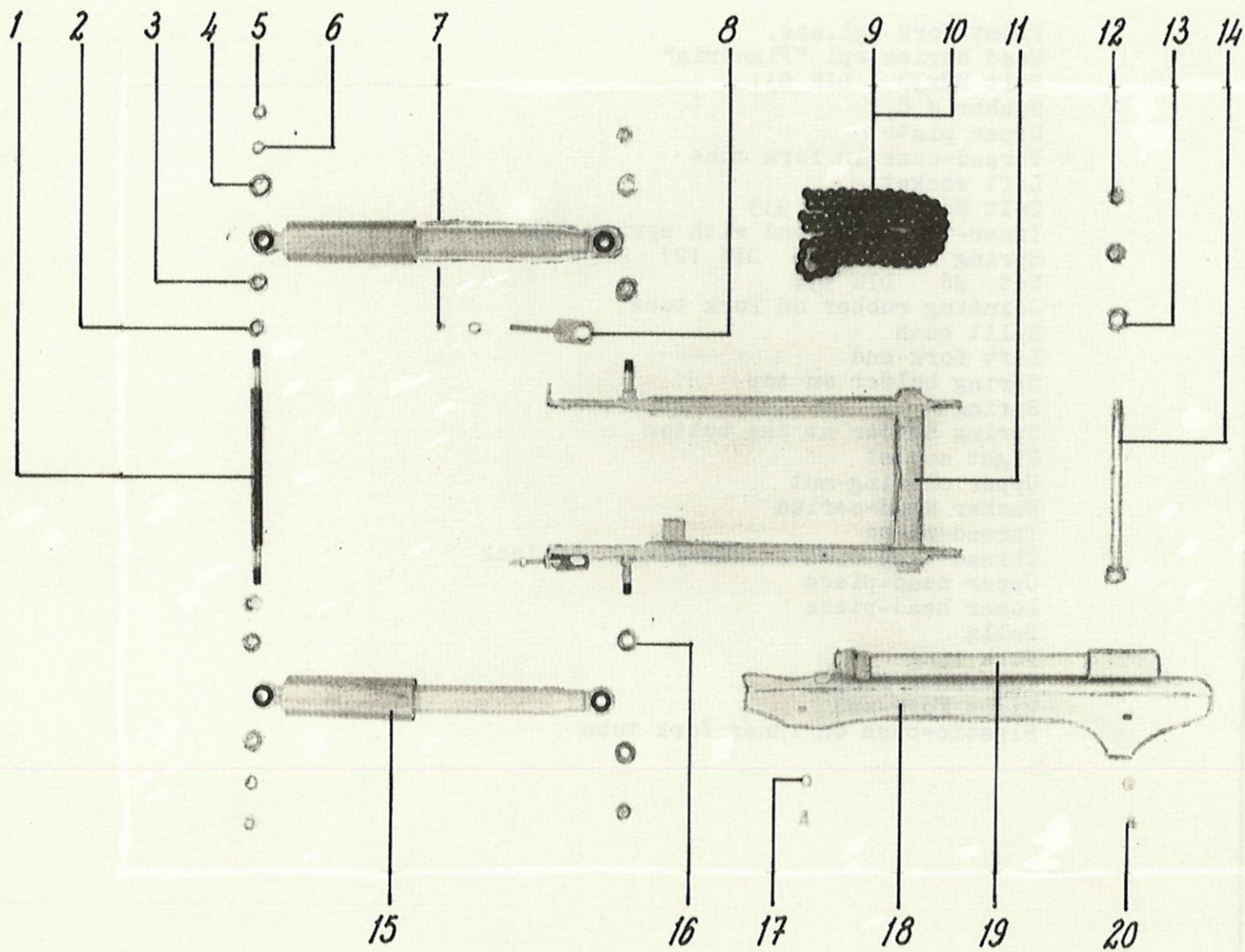
N°	L.B.M. N°	DENOMINATION	U. K.
FRAME			
1	407195	Plastic cap in rear unit tubes	2
2	900378	Bolt M6x12 DIN 933	2
3	102106	Washer ϕ 6,3	2
4	920115	Non-slip-ring B6 DIN 6798	2
5	960015	Nut M6 DIN 934	2
6	202593	Frame cpl provided with lock-housing	2
7	406947	Lock with 2 keys	1
8	960017	Nut M8 DIN 934	1
9	920116	Non-slip-ring B8 DIN 931	6
10	160016	Washer ϕ 8,3	1
11	404158	Silentblock in frame	3
12	304490	Synthetic ring	1
13	101032	Hook for kickstand	1
14	300230	Spring for kickstand	1
15	201633	Kickstand	1
16	900381	Bolt M6x20 DIN 933	1
17	900195	Bolt M8x95 DIN 931	1
18	900191	Bolt M8x75 DIN 931	1
19	103133	Motor distance-bushing rear R (short model)	2
20	103692	Distance bushing (4 mm)	1
21	103132	Motor distance-bushing rear L (long model)	2
22	900190	Bolt M8x70 DIN 931	1
23	900187	Bolt M8x55 DIN 931	2
24	105560	Distance bushing motor-suspension	1
25	105557	Spacing-peg fixing motor	2
	409864	Tax plate holder	1



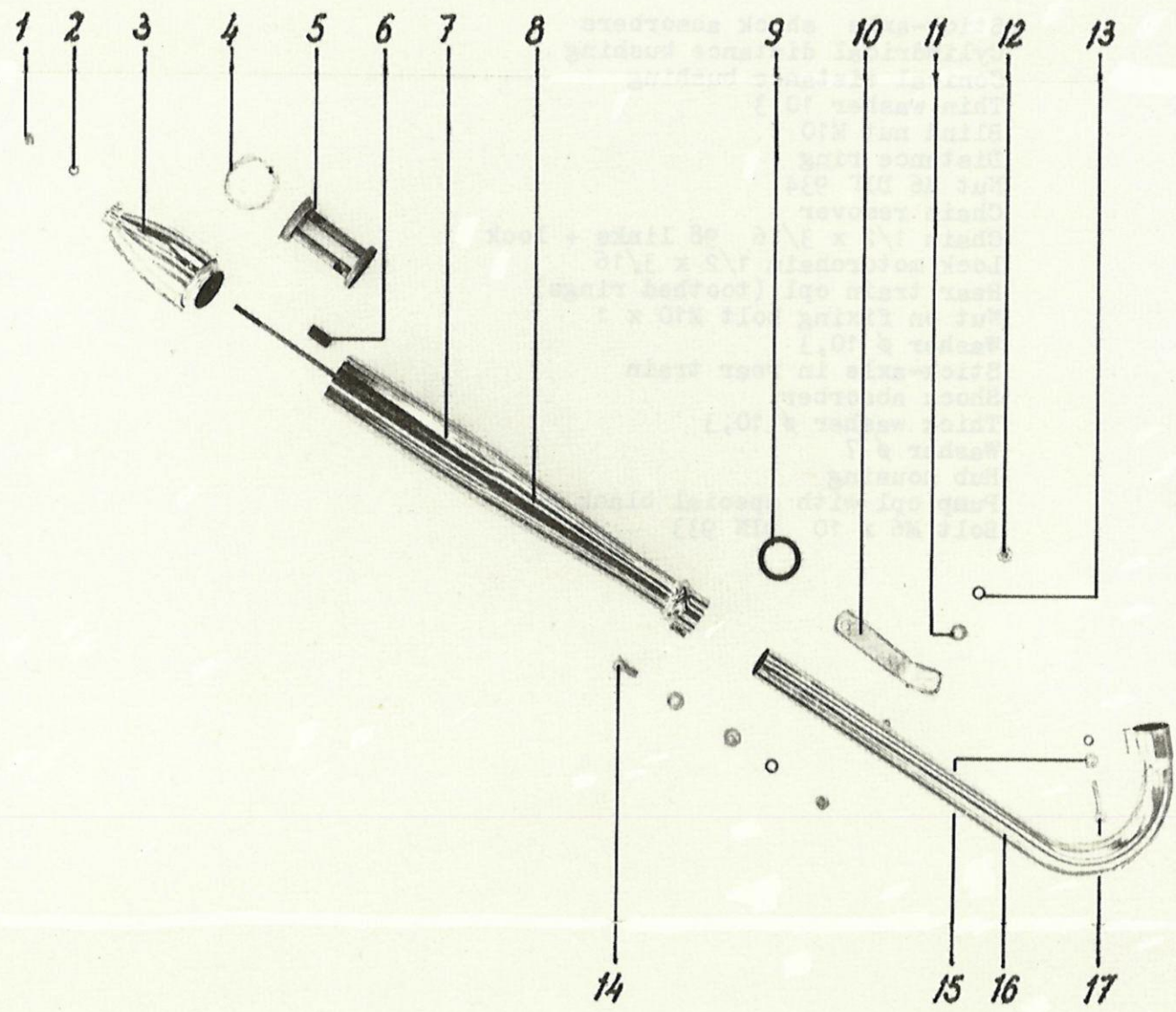
N°	I.B.M. N°	DENOMINATION	U. K.
FRONT FORK WITHOUT HARMONICA RUBBERS			
	307374	Front fork with harmonica rubbers cpl.ass.	1
	200781	Ballhead set "Flandria" cpl	1
1	900182	Bolt M8x30 DIN 931	2
2	160016	Washer \varnothing 8,3	2
3	307283	Socket left	1
4	307375	Upper plate	1
5	407333	Cone with thread	2
6	407377	Rubbers on fork blade	2
7	405827	Upper spring bearer	2
8	405134	Split bush	2
9	407378	Spring (long model)	2
10	407379	Lower spring bearer	2
11	407380	Spring (short model)	2
12	409915	Inner fork-tube with spring assembled cpl.	2
13	307381	Left fork end	1
14	407334	Plastic bush on fork-tube	4
15	100242	Upper closing-nut	1
16	120096	Washer	1
17	100243	Regulator-nut head series	1
18	940013	Balls	48
19	120551	Upper head piece	1
20	307284	Socket right	1
21	120553	Lower head piece	1
22	120554	Fork ring	1
23	405121	Tolerance ring	1
24	307382	Right fork end	1
25	309917	Middle plate with thread-tube cpl for lock	1
	900379	Bolt M6x15 DIN 933 for fix. inner-tube	2
	920010	Spring washer B6 DIN 127	2
	960015	Nut M6 DIN 934	2



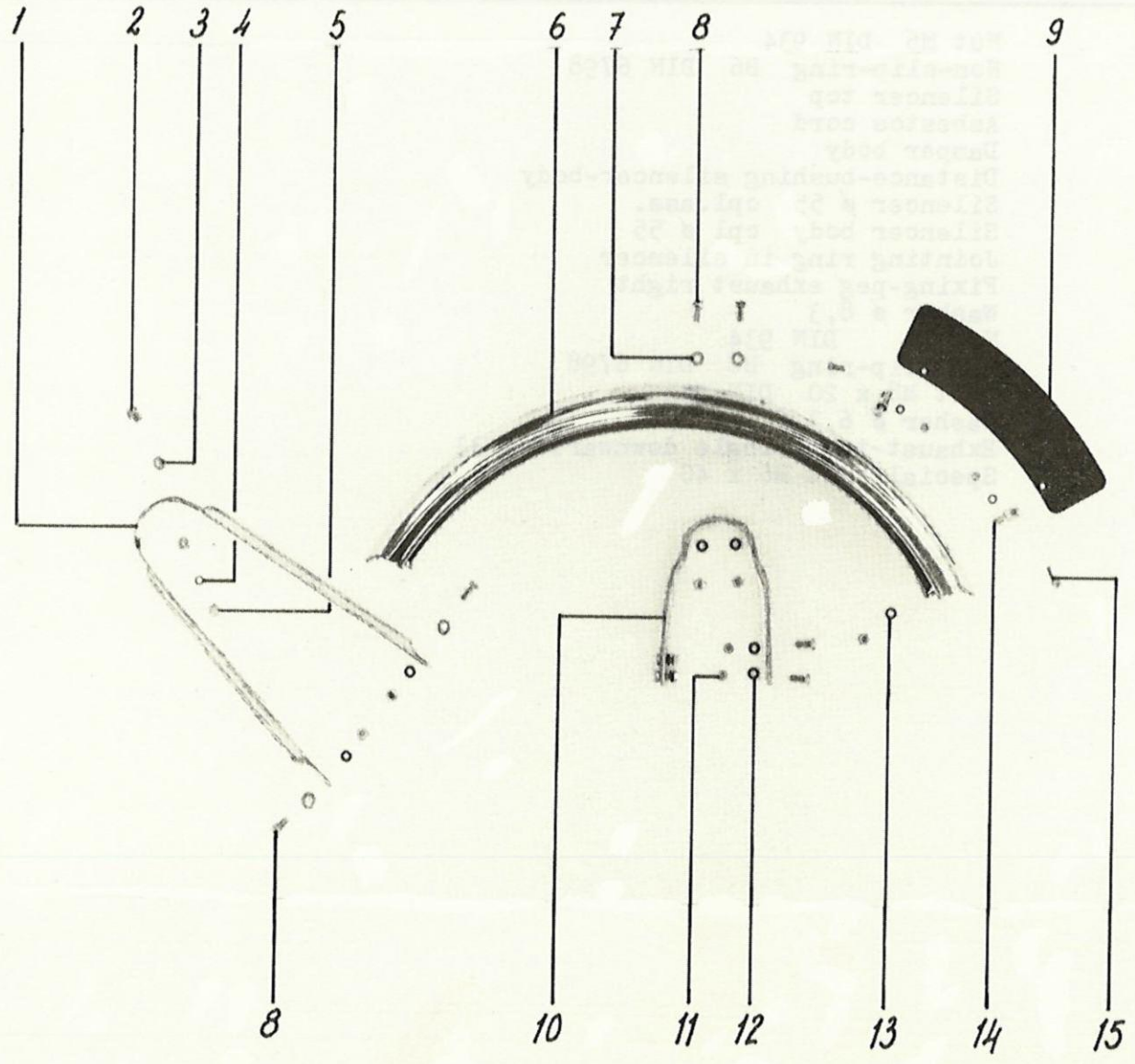
N°	L.B.M. N°	DENOMINATION	U. K.
FRONT FORK			
	309811	Front fork cpl.ass.	1
	200781	Head series cpl "Flandria"	1
1	900182	Bolt M8x30 DIN 931	2
2	160016	Washer ϕ 8,3	2
3	307375	Upper plate	1
4	407333	Thread-cone in fork tube	2
5	307283	Left socket	1
6	900379	Bolt M6x15 DIN 933	2
7	309921	Inner-tube fork-end with spring cpl	2
8	920010	Spring washer B6 DIN 127	2
9	960015	Nut M6 DIN 934	2
10	407335	Jointing rubber on fork tube	2
11	405134	Split bush	2
12	309939	Left fork-end	1
13	405827	Spring holder on top	2
14	407342	Spring	2
15	407343	Spring holder at the bottom	2
16	307284	Right socket	1
17	100242	Upper closing-nut	1
18	120096	Washer head-series	1
19	100243	Thread-piece	1
20	309917	Thread-tube with middle-plate for lock	1
21	120551	Upper head-piece	1
22	120553	Lower head-piece	1
23	940013	Balls	44
24	120554	Fork ring	1
25	405121	Tolerance ring	1
26	309940	Right fork-end	1
27	407334	Plastic-bush on inner fork tube	4



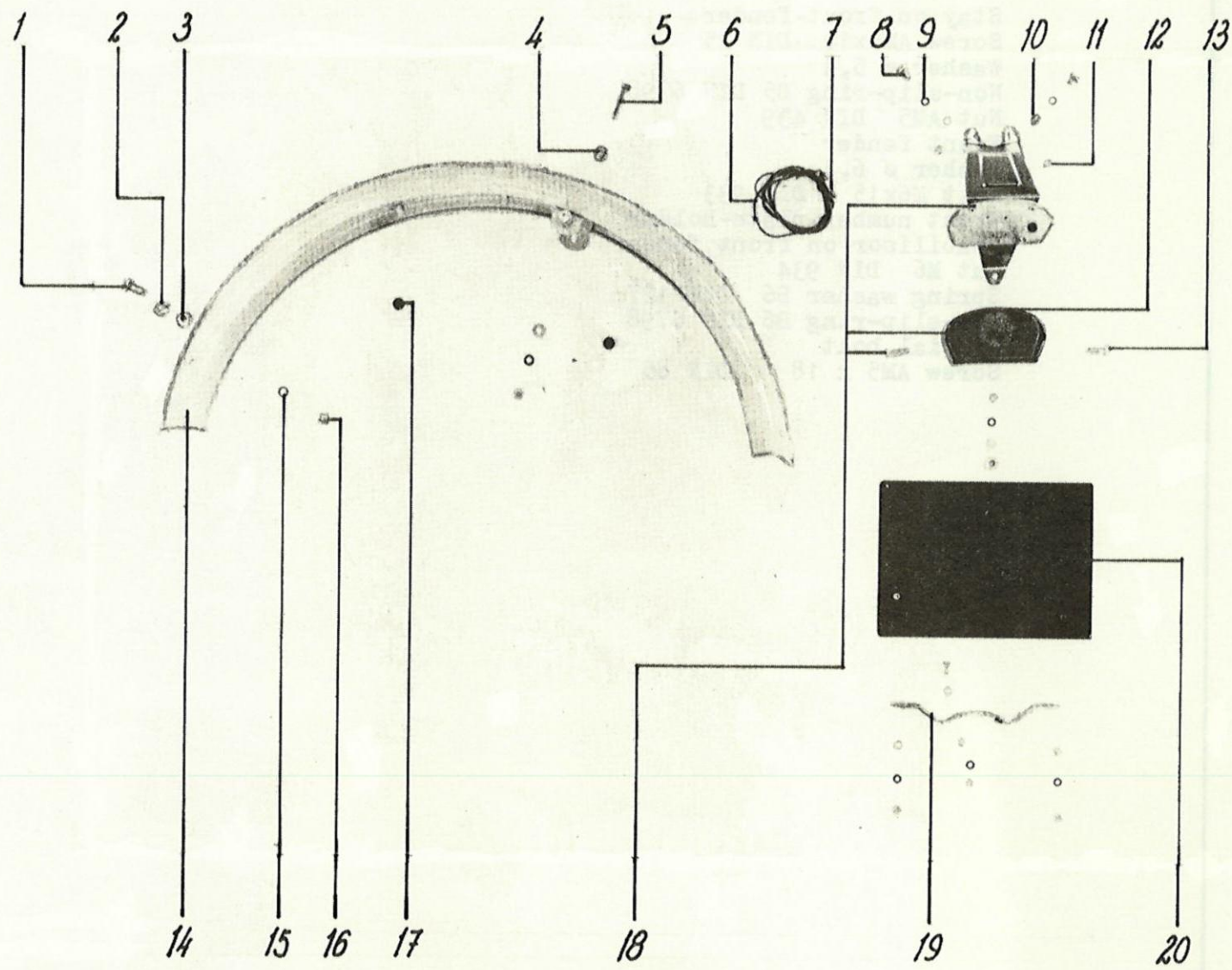
N°	I.B.M. N°	DENOMINATION	U. K.
REAR TRAIN - SHOCK ABSORBERS			
1	101094	Stick-axle shock absorbers	1
2	105467	Cylindrical distance bushing	2
3	105468	Conical distance bushing	2
4	101053	Thin washer 10,3	4
5	100048	Blind nut M10	4
6	105469	Distance ring	2
7	960015	Nut M6 DIN 934	2
8	300144	Chain remover	2
9	403538	Chain 1/2 x 3/16 98 links + lock	1
10	405228	Lock motorchain 1/2 x 3/16	1
11	202613	Rear train cpl (toothed rings)	1
12	960019	Nut on fixing bolt M10 x 1	2
13	100053	Washer ϕ 10,3	2
14	404157	Stick-axle in rear train	1
15	405679	Shock absorber	2
16	103568	Thick washer ϕ 10,3	2
17	120278	Washer ϕ 7	4
18	202420	Hub housing	1
19	405879	Pump cpl with special black head	1
20	900377	Bolt M6 x 10 DIN 933	2



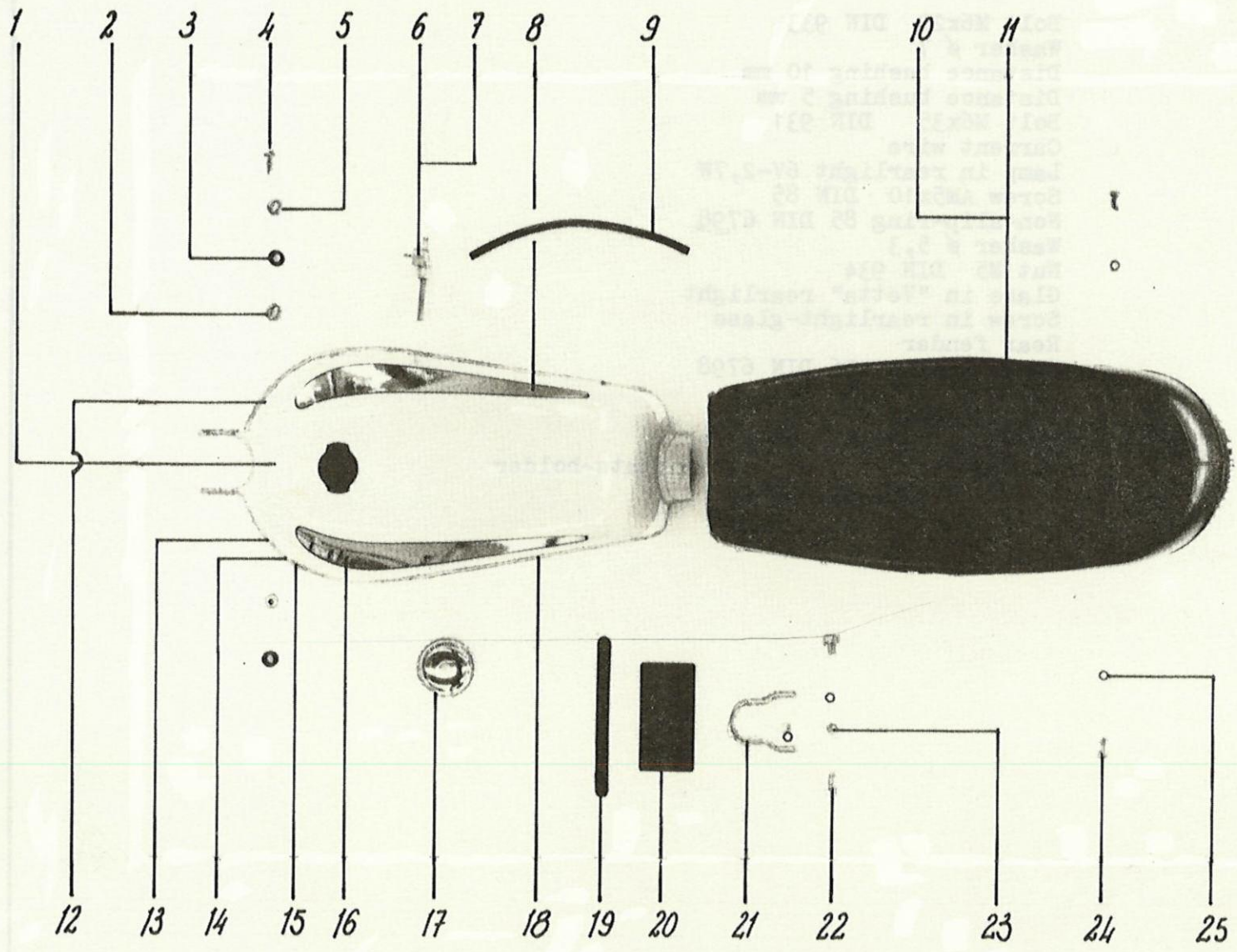
N°	I.B.M. N°	DENOMINATION	U. K.
SILENCER + EXHAUST PIPE Ø 55			
1	960015	Nut M6 DIN 934	1
2	920115	Non-slip-ring B6 DIN 6798	2
3	201585	Silencer top	1
4	080033	Asbestos cord	p/m
5	201581	Damper body	1
6	104748	Distance-bushing silencer-body	1
7	201587	Silencer Ø 55 cpl.ass.	1
8	201584	Silencer body cpl Ø 55	1
9	403184	Jointing ring in silencer	1
10	103577	Fixing-peg exhaust right	1
11	160016	Washer Ø 8,3	3
12	960017	Nut M8 DIN 934	2
13	920116	Non-slip-ring B8 DIN 6798	2
14	900431	Bolt M8 x 20 DIN 933	1
15	102106	Washer Ø 6,3	1
16	201647	Exhaust-tube single downwards Ø 33	1
17	900150	Special bolt M6 x 40	1



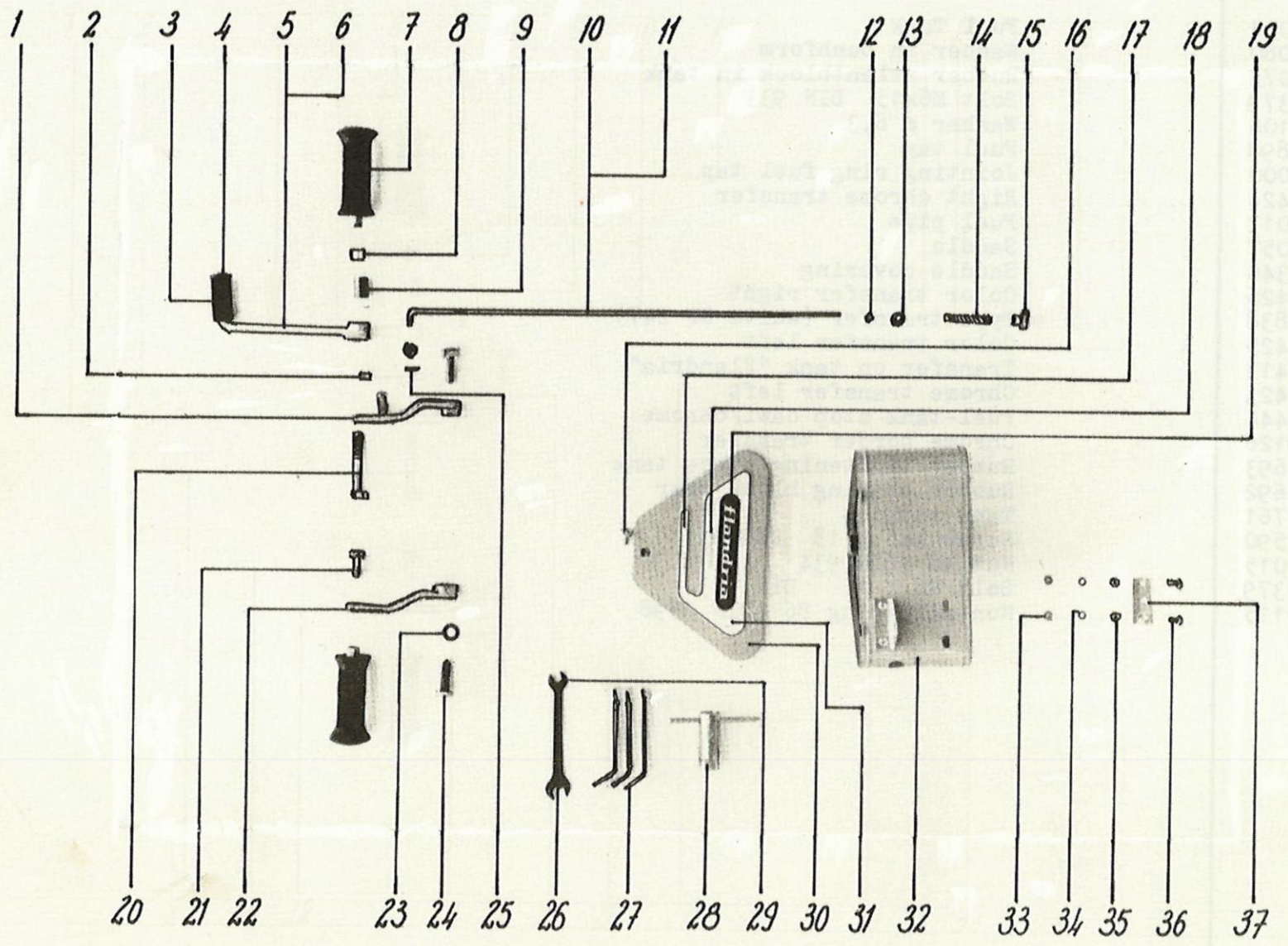
N°	I.B.M. N°	DENOMINATION	U. K.
FRONT FENDER			
1	105466	Stay on front-fender	1
2	910953	Screw AM5x10 DIN 25	2
3	420028	Washer ϕ 5,3	2
4	920114	Non-slip-ring B5 DIN 6798	4
5	960063	Nut AM5 DIN 439	4
6	109880	Front fender	1
7	102106	Washer ϕ 6,3	8
8	900379	Bolt M6x15 DIN 933	8
9	109862	Front number-plate-holder	1
10	306958	Stabilisor on front fender	1
11	960015	Nut M6 DIN 934	10
12	920010	Spring washer B6 DIN 127	8
13	920115	Non-slip-ring B6 DIN 6798	2
14	109863	Special bolt	2
15	910956	Screw AM5 x 18 DIN 85	2



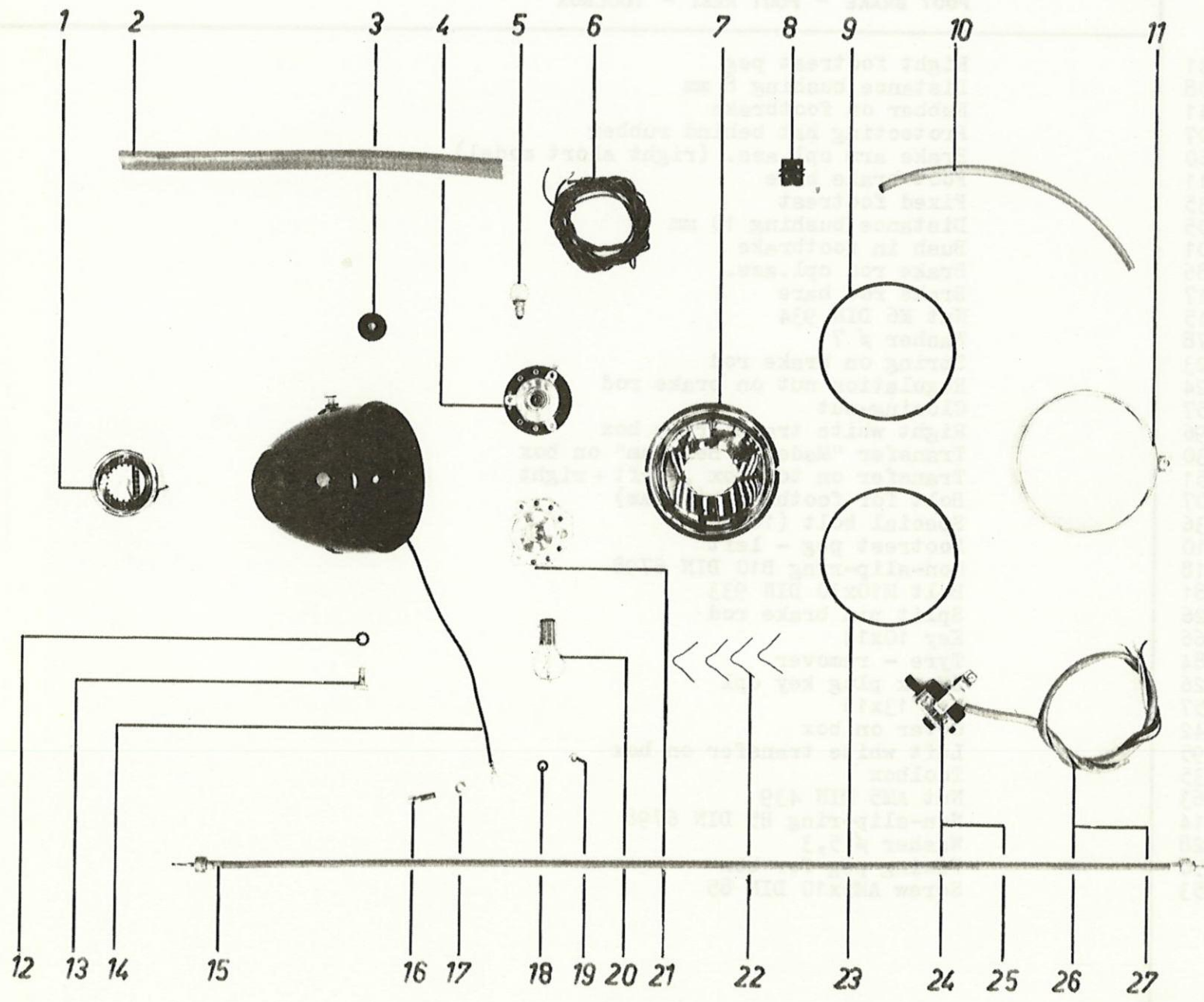
N°	L.B.M. N°	DENOMINATION	U. K.
READ FENDER - READ LIGHT			
1	900381	Bolt M6x20 DIN 933	1
2	120278	Washer ϕ 7	3
3	146050	Distance bushing 10 mm	2
4	146066	Distance bushing 5 mm	2
5	900149	Bolt M6x35 DIN 931	2
6	080006	Current wire	2
7	406554	Lamp in rearlight 6V-2,7W	p/m
8	910953	Screw AM5x10 DIN 85	1
9	920114	Non-slip-ring 85 DIN 6798	4
10	420028	Washer ϕ 5,3	7
11	960014	Nut M5 DIN 934	9
12	406929	Glass in "Vetta" rearlight	8
13	406930	Screw in rearlight-glass	1
14	202721	Rear fender	2
15	920115	Non-slip-ring B6 DIN 6798	1
16	960015	Nut M6 DIN 934	3
17	400148	Transit rubber	3
18	307132	Rearlight "Vetta" 020	2
19	202719	Fixing-peg for rear number-plate-holder	1
20	109861	Rear number-plate-holder	1



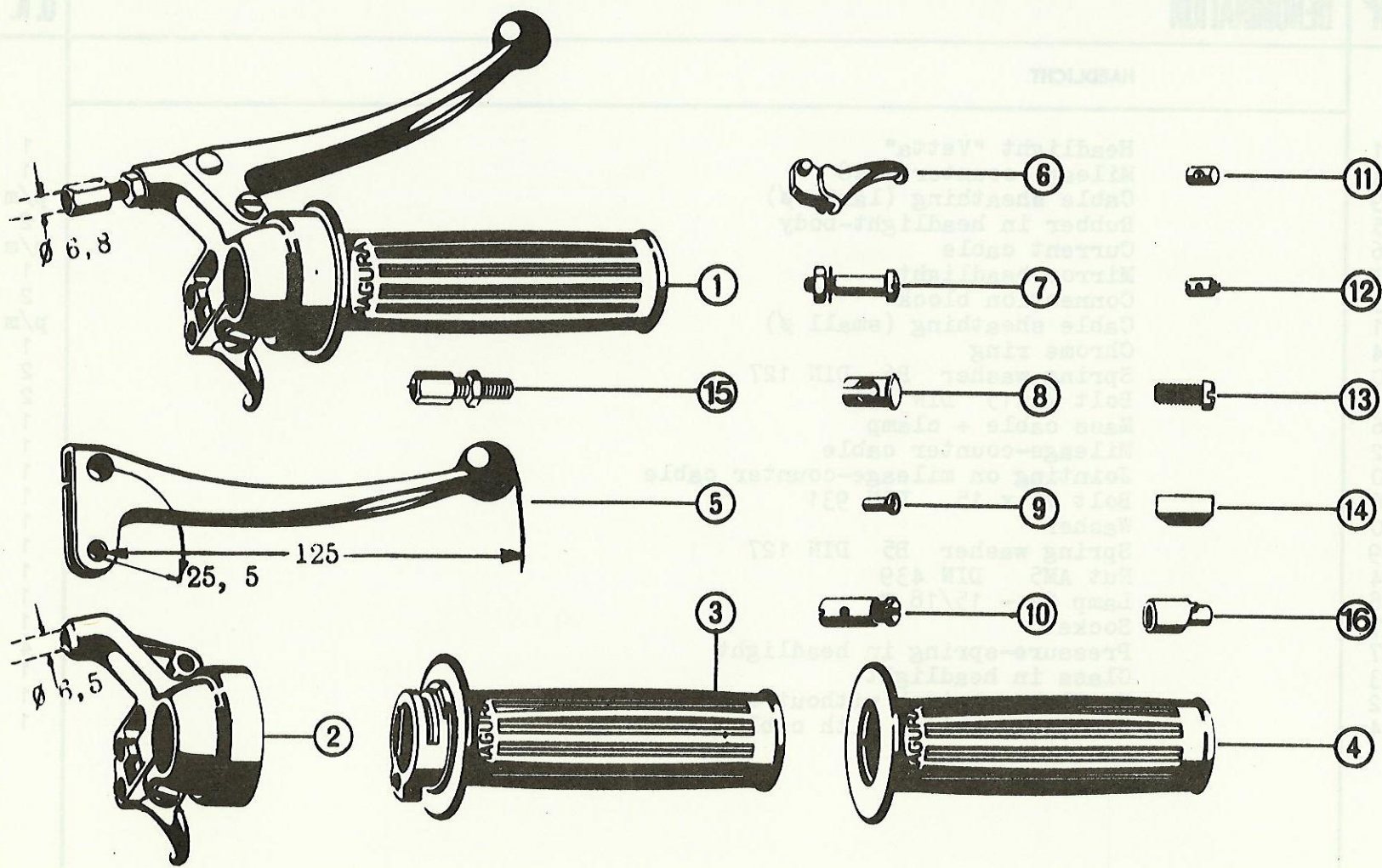
N°	I.B.M. N°	DENOMINATION	U. K.
FUEL TANK - SADDLE			
1	307054	Fuel Tank	1
2	106080	Washer in bushform	2
3	400073	Rubber silentblock in tank	2
4	900379	Bolt M6x15 DIN 933	2
5	102106	Washer ϕ 6,3	2
6	400898	Fuel tap	1
7	414000	Jointing ring fuel tap	1
8	407424	Right chrome transfer	1
9	080013	Fuel pipe	p/m
10	407057	Saddle	1
11	407346	Saddle covering	1
12	407426	Color transfer right	2
13	409838	Type transfer (white SP 247)	2
14	407425	Color transfer left	2
15	407413	Transfer on tank "Flandria"	2
16	407423	Chrome transfer left	1
17	404444	Fuel-tank-stop cawi/chrome	1
18	429126	Chrome border transfer	p/m
19	405693	Rubber tightening piece tank	1
20	405692	Rubber bearing block rear	1
21	105761	Tank support	1
22	911590	Screw AM6 x 18 DIN 931	2
23	960015	Nut M6 DIN 934	2
24	900379	Bolt M6 x 15 DIN 933	2
25	920115	Non-slip-ring B6 DIN 6798	4



N°	L.B.M. N°	DENOMINATION	U.K.
FOOT BRAKE - FOOT REST - TOOLBOX			
1	202531	Right footrest peg	1
2	104908	Distance bushing 8 mm	1
3	303241	Rubber on footbrake	1
4	421407	Protecting hat behind rubber	1
5	202560	Brake arm cpl.ass. (right short model)	1
6	202511	Foot brake bare	1
7	200835	Fixed footrest	1
8	105005	Distance bushing 10 mm	2
9	104901	Bush in footbrake	1
10	202186	Brake rod cpl.ass.	1
11	106317	Brake rod bare	1
12	960015	Nut M6 DIN 934	1
13	120278	Washer ϕ 7	1
14	300423	Spring on brake rod	3
15	100424	Regulation nut on brake rod	1
16	306557	Closing-nut	1
17	409696	Right white transfer on box	1
18	438230	Transfer "Made in Belgium" on box	1
19	406551	Transfer on toolbox, left+right	1
20	104807	Bolt for footbrake (63 mm)	2
21	107236	Special bolt (18 mm)	1
22	202510	Footrest peg - left	1
23	920118	Non-slip-ring B10 DIN 6798	1
24	900481	Bolt M10x30 DIN 933	2
25	930526	Split pin brake rod	2
26	405866	Key 10x13	1
27	120084	Tyre - remover	1
28	201626	Spark plug key cpl	3
29	123157	Key 13x15	1
30	105442	Cover on box	1
31	409695	Left white transfer on box	1
32	201935	Toolbox	1
33	960063	Nut AM5 DIN 439	1
34	920114	Non-slip-ring B5 DIN 6798	4
35	420028	Washer ϕ 5,3	4
36	105250	Fixing peg for box	4
37	910853	Screw AM5x10 DIN 85	2
			4

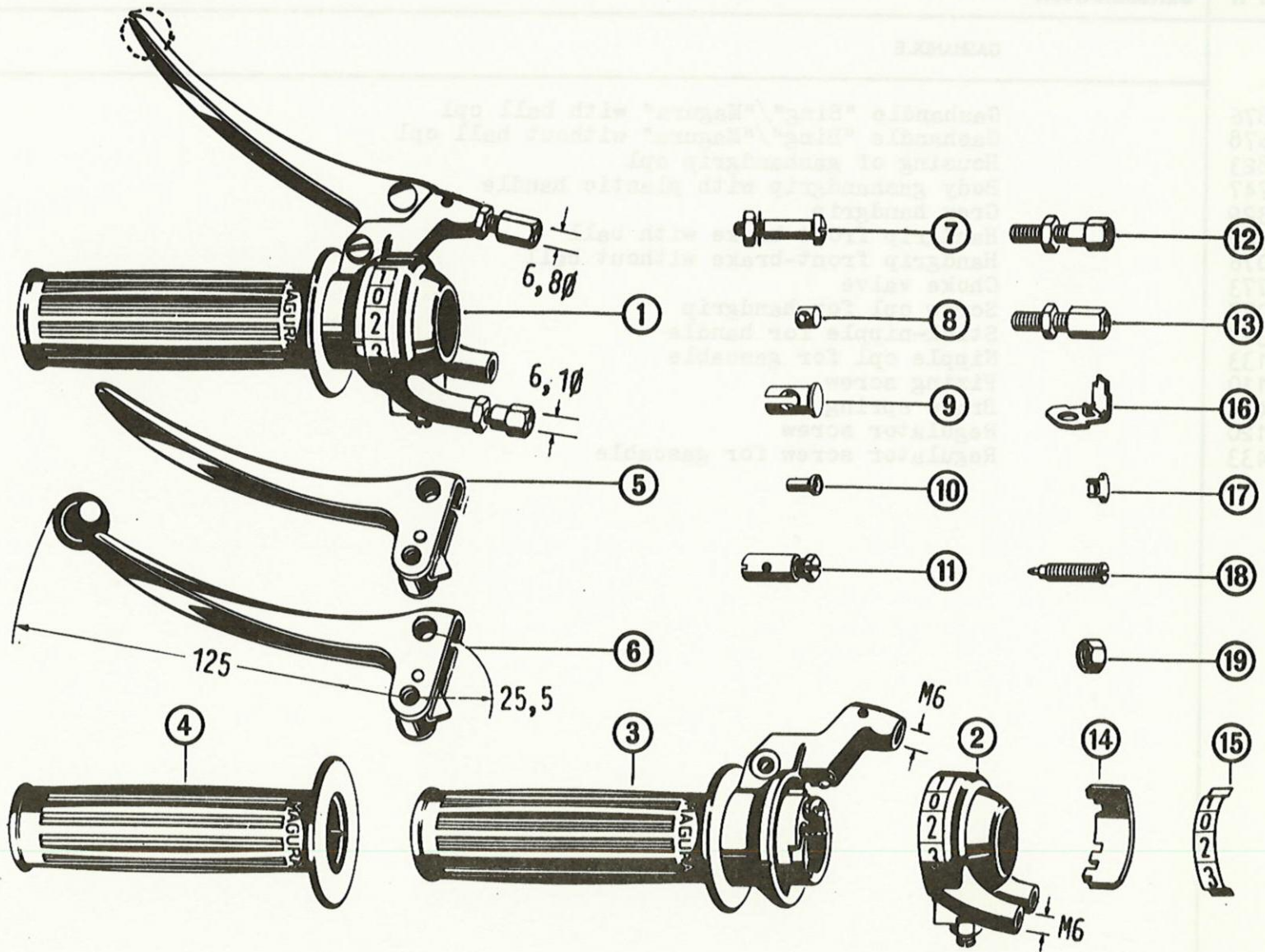


N°	L.B.M. N°	DENOMINATION	U. K.
		HAEDLICHT	
	305511	Headlight "Vetta"	1
1	409793	Mileage-counter ϕ 48	1
2	080009	Cable sheathing (large ϕ)	p/m
3	404765	Rubber in headlight-body	2
6	080006	Current cable	p/m
7	402493	Mirror headlight	1
8	400393	Connection block	2
10	080051	Cable sheathing (small ϕ)	p/m
11	404764	Chrome ring	1
12	920010	Spring washer B6 DIN 127	2
13	900379	Bolt M6x15 DIN 933	2
14	202126	Mass cable + clamp	1
15	400382	Mileage-counter cable	1
	403190	Jointing on mileage-counter cable	1
16	910956	Bolt M5 x 15 DIN 931	1
17	421370	Washer	1
18	920009	Spring washer B5 DIN 127	1
19	960044	Nut AM5 DIN 439	1
20	400378	Lamp 6V - 15/18 W	1
21	402487	Socket	1
22	404767	Pressure-spring in headlight	1
23	404763	Glass in headlight	4
24	403552	Handlebar switch without cables	1
26	403244	Handlebar switch with cables	1



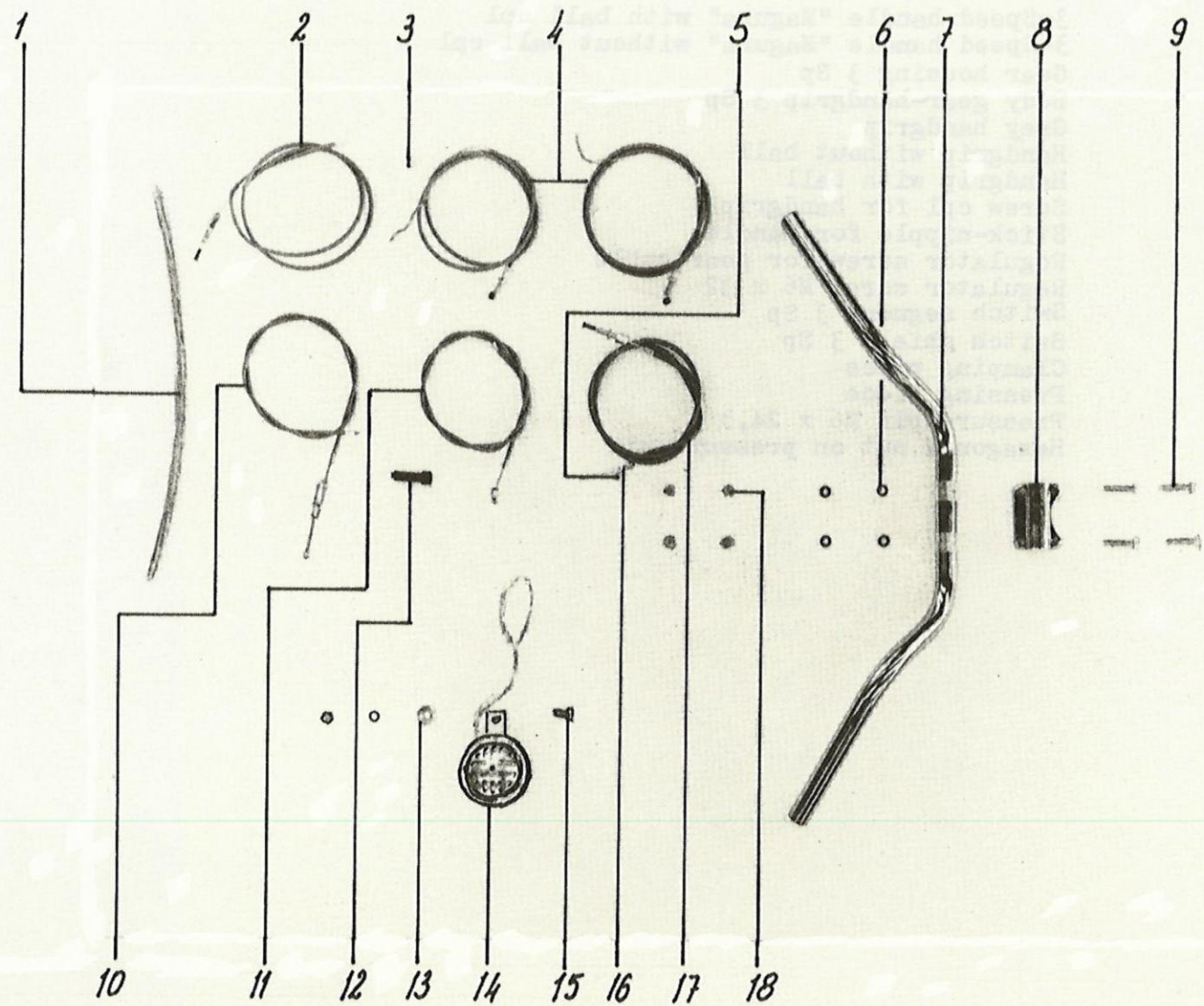
409876 / 270.54.7

N°	L.B.M. N°	DENOMINATION	U. K.
GASHANDLE			
1	409876	Gashandle "Bing"/"Magura" with ball cpl	1
1	409678	Gashandle "Bing"/"Magura" without ball cpl	1
2	409823	Housing of gashandgrip cpl	1
3	409747	Body gashandgrip with plastic handle	1
4	414329	Grey handgrip	1
5	406760	Handgrip front-brake with ball	1
5	414076	Handgrip front-brake without ball	1
6	409773	Choke valve	1
7	414077	Screw cpl for handgrip	1
8	414327	Stick-nipple for handle	1
12	414133	Nipple cpl for gascable	1
13	414110	Fixing screw	1
14	406441	Brake spring	1
15	403120	Regulator screw	1
	406433	Regulator screw for gascable	1

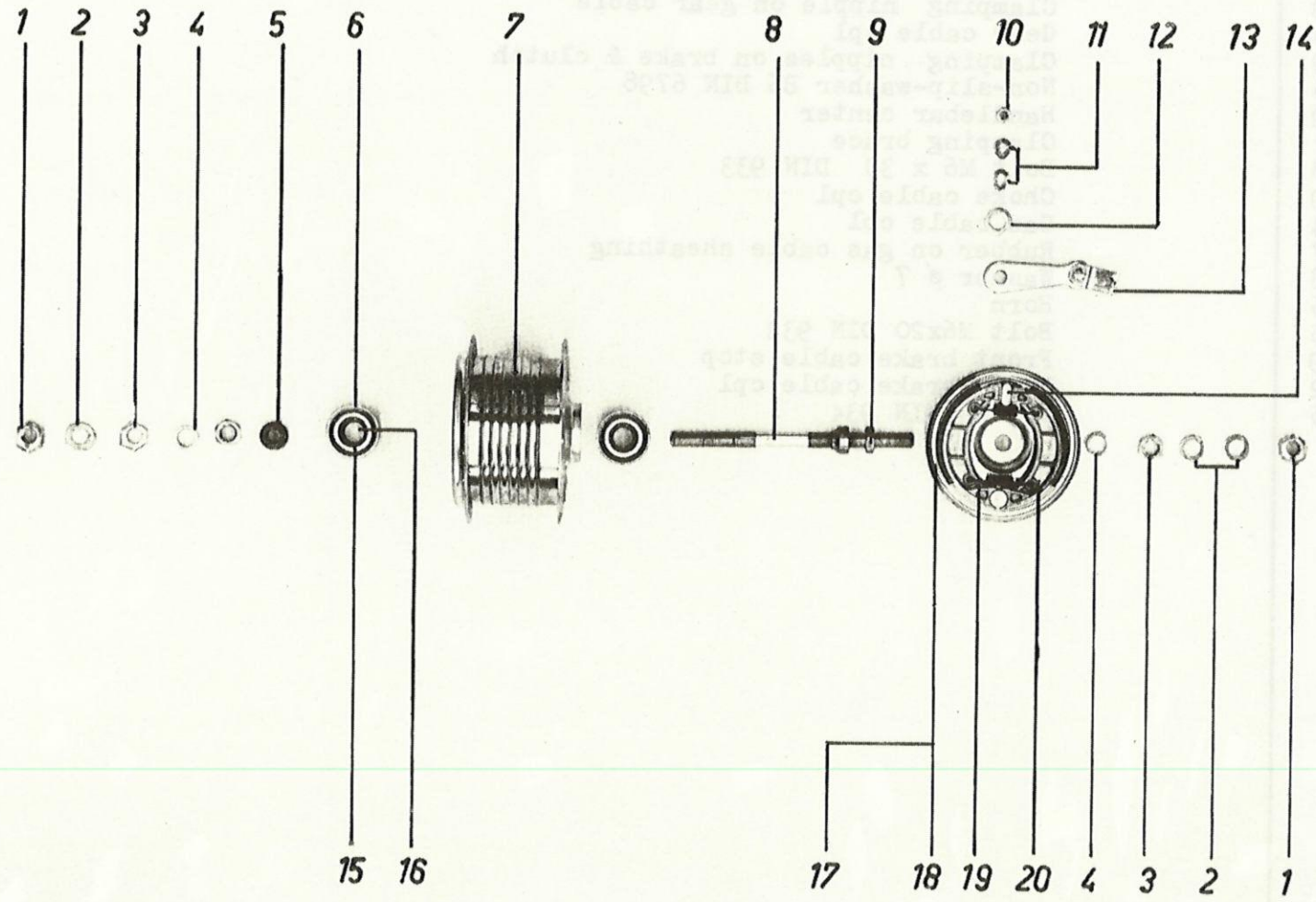


409878

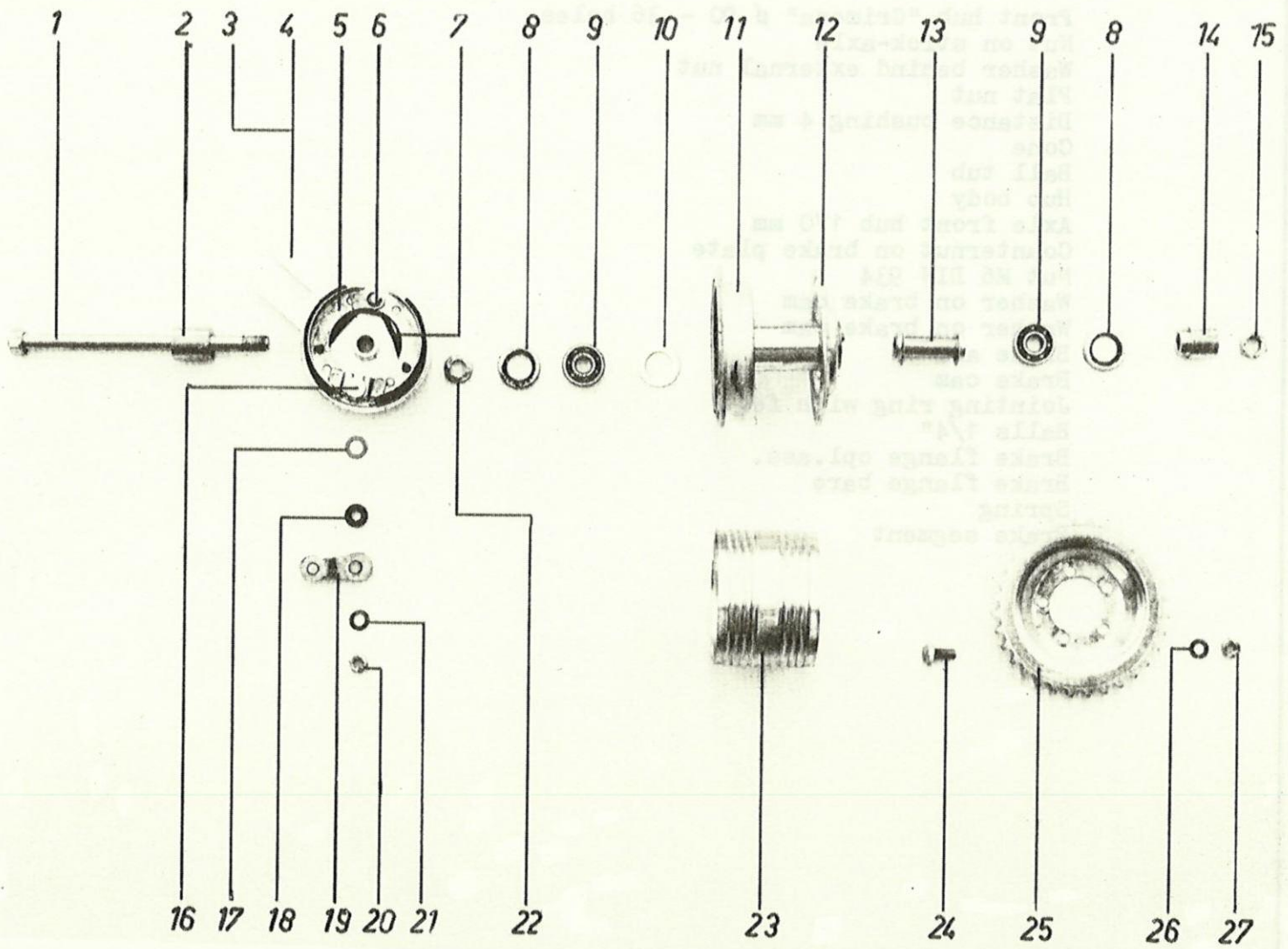
N°	I.B.M. N°	DENOMINATION	U. K.
GEAR HANDLE			
1	409878	3-Speed handle "Magura" with ball cpl	1
1	406410	3-Speed handle "Magura" without ball cpl	1
2	406422	Gear housing 3 Sp	1
3	406424	Body gear-handgrip 3 Sp	1
4	414329	Grey handgrip	1
5	406414	Handgrip without ball	1
6	406760	Handgrip with ball	1
7	414100	Screw cpl for handgrip	1
9	414327	Stick-nipple for handle	1
12	406415	Regulator screw for gear cable	1
13	403120	Regulator screw M6 x 32	2
14	406425	Switch segment 3 Sp	1
15	406426	Switch shield 3 Sp	1
16	406418	Clamping piece	1
17	406419	Pressing piece	1
18	406420	Pressure pin M6 x 24,5	1
19	406421	Hexagonal nut on pressure-pin	1



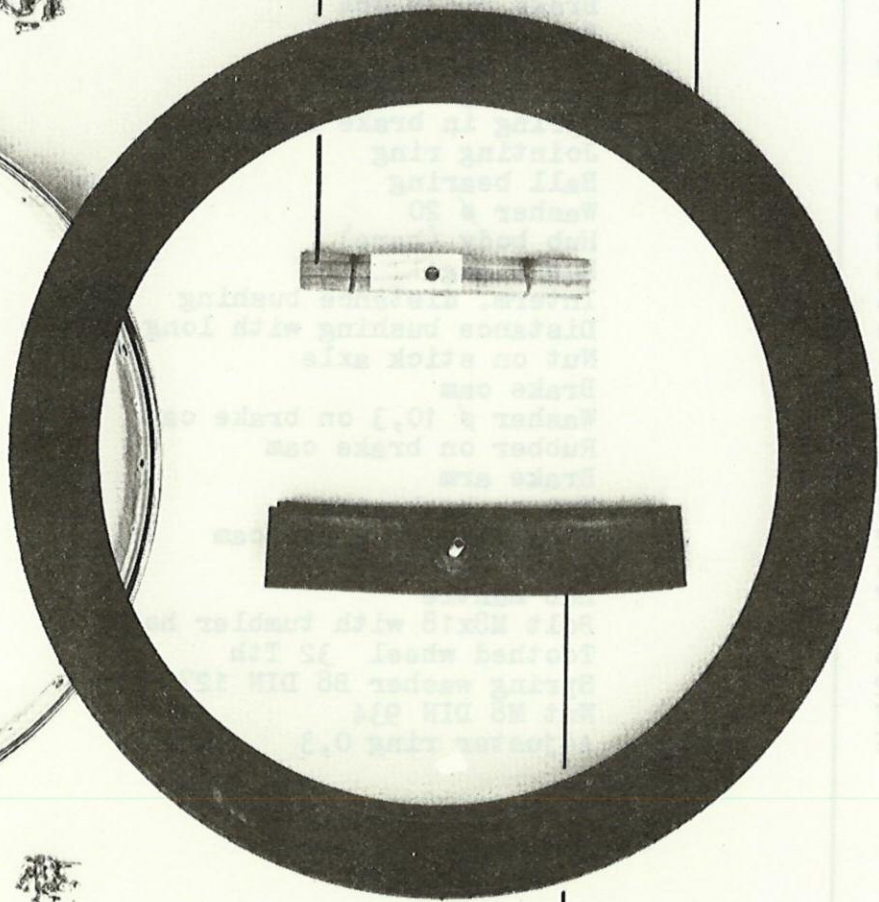
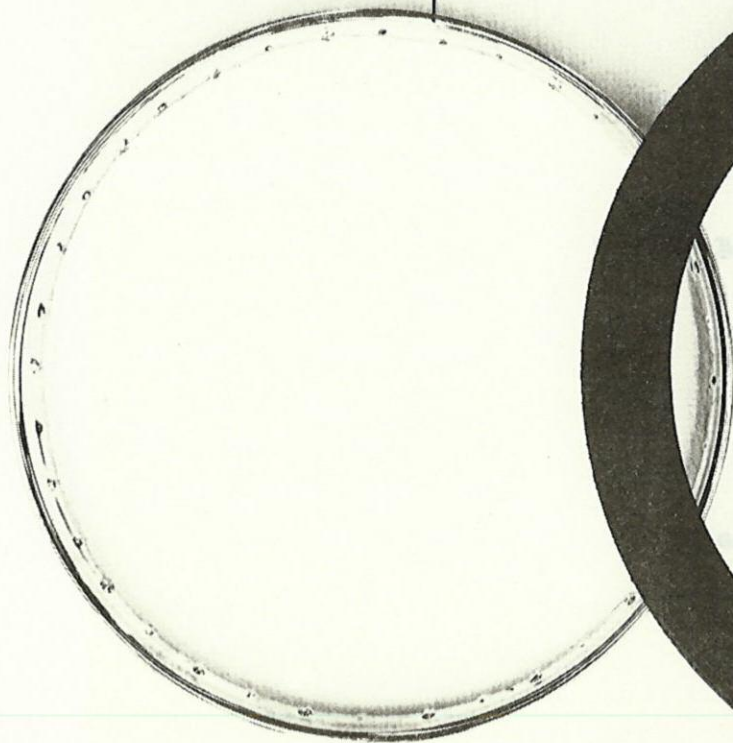
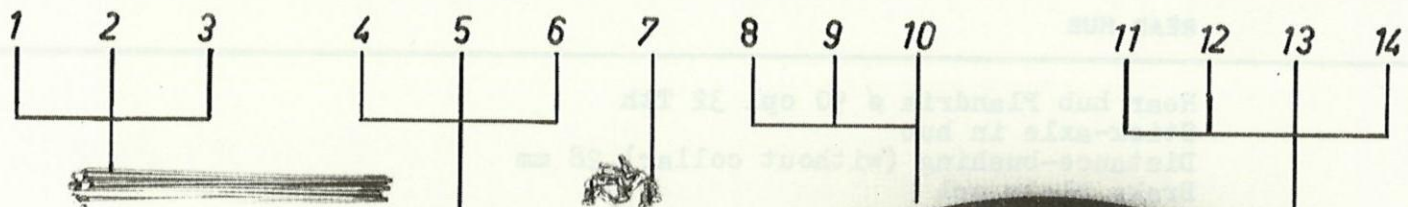
N°	L.B.M. N°	DENOMINATION	U.K.
HANDLEBAR + FIXING - CABLES			
1	080009	Cable sheathing ϕ 12	p/m
2	200777	Clutch cable cpl	1
3	403129	Clamping nipple on gear cable	2
4	200780	Gear cable cpl	2
5	402389	Clamping nipples on brake & clutch	2
6	920115	Non-slip-washer B6 DIN 6798	5
7	105519	Handlebar center	1
8	307321	Clamping brace	1
9	900148	Bolt M6 x 30 DIN 933	4
10	200779	Choke cable cpl	1
11	200774	Gas cable cpl	1
12	400337	Rubber on gas cable sheathing	1
13	120278	Washer ϕ 7	1
14	403136	Horn	1
15	900375	Bolt M6x20 DIN 933	1
16	105959	Front brake cable stop	1
17	200772	Front brake cable cpl	1
18	960015	Nut M6 DIN 934	5



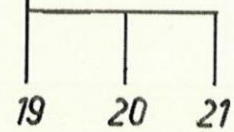
N°	L.B.M. N°	DENOMINATION	U. K.
FRONT HUB			
	405748	Front hub "Grimeca" ϕ 90 - 36 holes	1
1	406030	Nut on stick-axle	2
2	406039	Washer behind external nut	3
3	406040	Flat nut	3
4	406031	Distance bushing 4 mm	2
5	406034	Cone	2
6	406037	Ball tub	2
7	406038	Hub body	2
8	406036	Axle front hub 170 mm	1
9	406032	Counternut on brake plate	1
10	406022	Nut M6 DIN 934	1
11	406023	Washer on brake cam	1
12	407046	Washer on brake cam	2
13	407359	Brake arm	1
14	407040	Brake cam	1
15	406041	Jointing ring with felt	1
16	940015	Balls 1/4"	2
17	406046	Brake flange cpl.ass.	20
18	406042	Brake flange bare	1
19	406002	Spring	1
20	406018	Brake segment	2



N°	L.B.M. N°	DENOMINATION	U. K.
READ HUB			
	287359	Rear hub Flandria ϕ 90 cpl 32 Tth	
1	287180	Stick-axle in hub	1
2	187359	Distance-bushing (without collar) 28 mm	1
3	287126	Brake plate cpl	1
4	287213	Brake plate bare	1
5	287339	Brake segment	1
6	487113	Securing ring	2
7	487115	Spring in brake segment	1
8	487118	Jointing ring	1
9	487159	Ball bearing	2
10	187249	Washer ϕ 20	2
11	287248	Hub body (bare)	1
12	187138	Hub flange	1
13	287196	Interm. distance bushing	1
14	187360	Distance bushing with long collar	1
15	960021	Nut on stick axle	1
16	187111	Brake cam	1
17	187118	Washer ϕ 10,3 on brake cam	1
18	487110	Rubber on brake cam	1
19	287206	Brake arm	1
20	960017	Nut on brake cam	1
21	920212	Bent ring on brake cam	1
22	187445	Joint housing	1
23	187207	Hub mantle	2
24	187325	Bolt M8x18 with tumbler hook	1
25	105875	Toothed wheel 32 Tth	5
26	900012	Spring washer B8 DIN 127	5
27	960017	Nut M8 DIN 934	5
	187446	Adjuster ring 0,3	1



18



N°	L.B.M. N°	DENOMINATION	U.K.
		TYRES - WHEELS	
	405748	Front hub "Grimeca" ø 90 cpl	1
	287359	Rear hub "Flandria" ø 90 cpl	1
1	182215	Front wheel spokes G12 x 215	36
	182217	Rear wheel spokes G12 x 217	36
	101114	Rim frontwheel	1
	101114	Rim rearwheel	1
	400412	Nipples G 12 (frontwheel)	36
	400412	Nipples G 12 (rearwheel)	36
	404666	Rim tape frontwheel 23	1
	404666	Rim tape rearwheel 23	1
	991118	Inner tube 23x2,25 Butyl/Schraeder, frontwheel	1
	991118	Inner tube 23x2,25 Butyl/Schraeder, rearwheel	1
	990280	Tyre frontwheel 23x2,25 blocked type	1
	990280	Tyre rearwheel 23x2,25 blocked type	1
	202754	Frontwheel cpl without tyres	1
	202755	Rearwheel cpl without tyres	1

o o o o -1

o o o o -2

l l l l -3

l l l l l l l l -4


l l l l -5

l -6

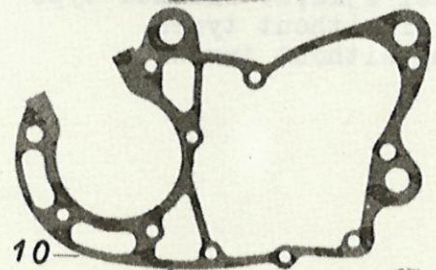
l l l l -7




8



9



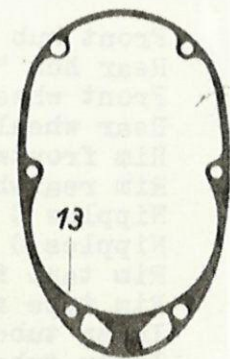
10



11



12



13

14 - l l l

15 - l

16 - l

17 - o o


18 - l

19 - o

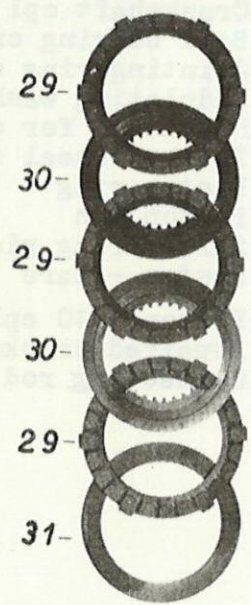
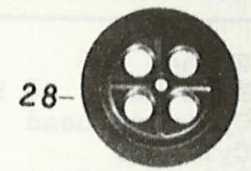
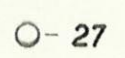


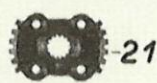
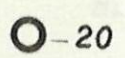
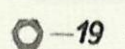







20 - o

21 - l

N°	I.B.M. N°	DENOMINATION	U. K.
MOTOR - CASINGS			
1	472591	Nut M6x1 8 holes cylinderfoot	4
2	970010	Washer ϕ 6 cylinderfoot	4
3	173005	Stud cylinder	4
4	472592	Screw M6x25 int.hex. for flywheel-cover	2
		Screw M6x25 int.hex. for clutch-cover	6
		Screw M6x25 int.hex. for casings	1
5	472593	Screw M6x30 int.hex. for casings	5
6	472594	Screw M6x40 int.hex. for casings	1
7	472595	Screw M6x55 int.hex. for casings	4
8	173003	Clutch-cover	1
9	172502	Clutch-casing	1
10	473072	Jointing for casing	1
11	172545	Flywheel-casing H.O./R.K.	1
12	173004	Flywheel-cover	1
13	473012	Jointing clutch-cover	1
14	173030	Fitting bushing	2
15	173023	Bolt oil-inlet	1
16	173505	Connecting nut tacho	1
17	473016	Cable bobbin	2
18	910967	Screw M6x10 for oil-level	1
19	473026	Jointing ring for oil-level screw	1
20	473022	Jointing for oil-outlet bolt	1
21	472546	Bolt M10x20 for oil-outlet 8 holes	1
	272502	Set casings 4,3 HP H.O./R.K.	(1)
	273059	Set jointings	(1)
	473017	Casing oil 500 cc EP 80	(1)



N°	L.B.M. N°	DENOMINATION	U. K.
CRANKSHAFT + CYLINDER			
1	970010	Washer ϕ 6	4
2	472590	Bolt M6x30 8 holes	4
3	172553	Cylinder head	1
4	172562	Cylinder	1
5	473010	Cylinder foot gasket	1
6	473122	Woodruff-cotter on crankshaft flywheel	1
7	473121	Woodruff-cotter on crankshaft toothed wheel	1
8	270351	Crankshaft cpl	1
9	473107	Ball bearing crankshaft 40/17/12	1
10	473108	Jointing ring crankshaft 24/15/7	2
11	920213	Undulating washer ϕ 10 crankshaft	2
12	960020	Nut M10x1 for crankshaft	2
13	173102	Toothed wheel on crankshaft 18 Tth	2
14	473112	Piston ring	1
15	473114	Piston pin	2
16	473113	Safety ring piston pin	1
17	473111	Piston - bare /10	2
	270360	Piston /10 cpl	1
	273110	Repaired crankshaft	1
	273105	Connecting rod cpl	1

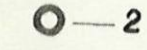


N°	I.B.M. N°	DENOMINATION	U. K.
CLUTCH			
1	910866	Screw M6x30 clutch	4
2	970010	Washer $\phi 6$ clutch	4
3	173247	Distance bushing for clutch spring	4
4	473245	Clutch spring	4
5	173206	Spring pot	4
6	472589	Bolt M6x10 declutch axle 8 holes	4
7	970010	Washer $\phi 6$ declutch axle	1
8	173224	Lever declutch axle	1
9	473215	Spring for declutch axle	1
10	173217	Declutch axle	1
11	173246	Ring $\phi 13$ declutch axle	1
12	173223	Washer declutch axle	1
13	487113	E-securing ring $\phi 7$ declutch axle	1
14	173233	Regulating washer clutch 0,6 mm	(1)
15	173234	Regulating washer clutch 0,3 mm	(1)
16	173265	Pression pin with collar 4-plate clutch	1
17	473222	Intermediate piece declutch pin $\phi 5 \times 8$	1
18	173216	Declutch pin $\phi 6$	1
19	187037	Nut M12x1 for clutch	1
20	920214	Flexed washer $\phi 12$ clutch	1
21	173246	Intermediate plateholder 4-plate clutch	1
22	173211	Bearing bush clutch	1
23	173213	Position washer clutch	1
24	473218	Ball journal clutch axle $\phi 15-35-11$	1
25	173227	Toothed wheel 16 Tth on clutch axle	1
26	173237	Clutch axle 3-Speed	1
27	473236	Needle bearing clutch axle $\phi 12-16-10$	1
28	270370	Pression plate clutch	1
29	473202	Clutch lamella	1
30	173249	Intermediate plate with groove	4
31	173235	Plate in clutch cage	3
32	273260	Clutch cage cpl 76 Tth	0
	273102	Set of toothed wheels - clutch 76/18	1
	273237	Clutch axle 3-Speed cpl	1



1

2




3



4




5



6

7



8



9



10



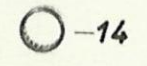
11



12



13



14



15



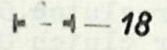
16



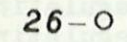
17




25



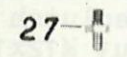
18




26




19



27



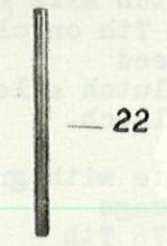
20



21



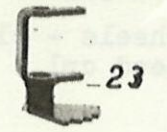
28



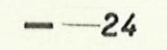
22



29



23



24

N°	L.B.M. N°	DENOMINATION	U. K.
OUTGOING AXLE + CONNECTION			
1	473967	Nut M10x1 outgoing axle	2
2	173322	Position washer chainwheel	1
3	173339	Chainwheel 14 Tth	(1)
	173340	Chainwheel 13 Tth	(1)
	173341	Chainwheel 12 Tth	(1)
	173342	Chainwheel 11 Tth	(1)
4	473311	Jointing ring outgoing axle ϕ 18x28x7	1
5	473310	Ball bearing 20/42/12	1
6	173355	Outgoing axle 3-Speed	1
7	940027	Balls ϕ 7	1
8	930088	Securing ring E22 outgoing axle	12
9	173309	Position washer toothed wheel	1
10	173301	Toothed wheel 32 Tth	1
11	173302	Toothed wheel 24 Tth	1
12	173303	Toothed wheel 21 Tth	1
13	173349	Washer at needle bearing	1
14	473348	Needle bearing ϕ 28x21,96x10	1
15	173307	Fork ring	1
16	473306	Carve-bushing forkring ϕ 4x30	1
17	173305	Connection pin 3-Sp	1
18	473327	Fork shoe	1
19	472589	Bolt M6x10 8 holes for fork axle	2
20	970010	Washer ϕ 6 for fork axle	1
21	173316	Cable-lever fork axle	1
22	173315	Fork axle	2
23	270390	Connecting cam cpl 3-Sp	1
24	473359	Carve-bushing ϕ 4x18	1
25	173328	Plate-support for cam lever	1
26	473317	Rubber ring hing axle	1
27	173321	Hinge axle cam lever	1
28	473324	Spring for cam lever	1
29	270720	Cam lever cpl	1



1



2



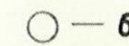
3



4



5



6



7



8



9



10



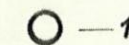
11



12



13



14

15



16



17

18



19



20



21



22



23

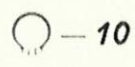
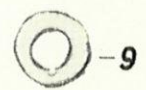


24

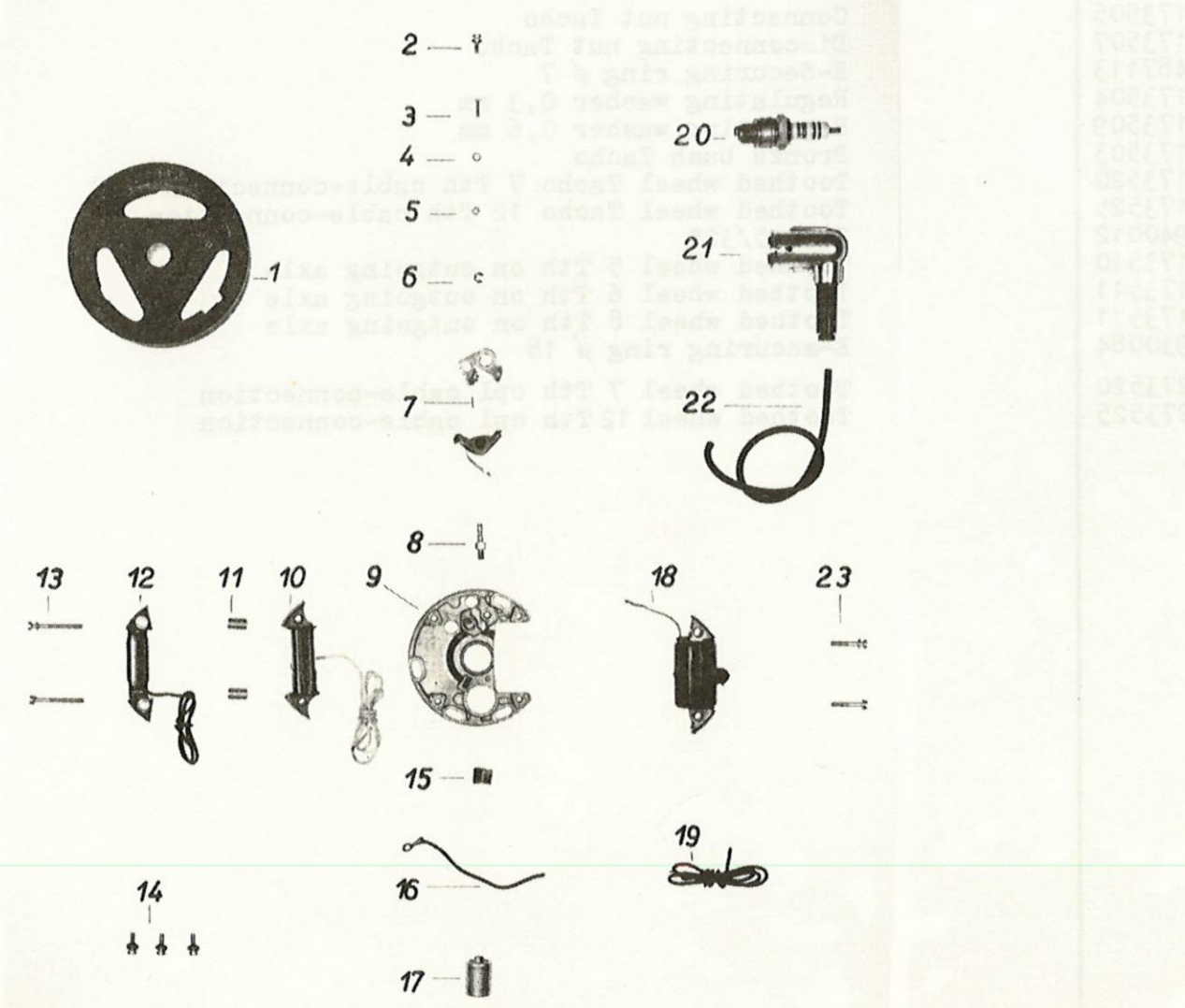
25



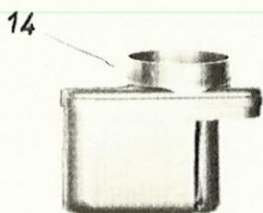
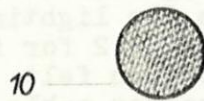


N°	L.B.M. N°	DENOMINATION	U. K.
RETRO KICK			
1	473108	Jointing ring 15/24/7	
2	173409	Position washer	1
3	473408	Spring shifting bushing	1
4	173453	Shifting bushing R.K.-starter	1
5	173489	Retro kick axle	1
6	473472	Position spring for chainwheel R.K.	1
7	173452	Chainwheel R.K.-starter axle	1
8	173474	Position washer chainwheel	1
9	473479	E-Securing ring ϕ 20x1,5	1
10	473488	R.K.-spring	1
11	173491	Washer R.K.-axle	1
12	173486	Buffer piece	1
13	473490	Plastic bushing	1
14	473406	Jointing ring 16/24/4	1
15	173403	Revolution axle	1
16	173476	Revolving wheel R.K.-3-Sp	1
17	473468	Chain 3/8" x 5/32" - 20 links	1
18	173485	Crank R.K. - short	1
	173892	Crank R.K. - long	(1)
19	920210	Undulating washer ϕ 6 anchor-bolt	(1)
20	173899	Anchor-bolt crank R.K. (NB-381 M6x20)	1
21	187222	Washer ϕ 10,5 - 17 - 0,6	1
22	920213	Undulating washer ϕ 10	1
23	173893	Footrest for R.K.	1
24	473966	Grooved pin for footrest R.K. ϕ 4x20	1
25	473469	Rubber on footrest	1
	273485	Short crank R.K. - cpl	1
	273892	Long crank R.K. - cpl	1




N°	L.B.M. N°	DENOMINATION	U. K.
TACHO			
1	173505	Connecting nut Tacho	1
2	173507	Disconnecting nut Tacho	(1)
3	487113	E-Securing ring ϕ 7	1
4	173504	Regulating washer 0,3 mm	(1)
5	173509	Regulating washer 0,6 mm	(1)
6	173503	Bronze bush Tacho	1
7	173520	Toothed wheel Tacho 7 Tth cable-connection	(1)
	173525	Toothed wheel Tacho 12 Tth cable-connection	(1)
8	940012	Ball 5/32"	1
9	173510	Toothed wheel 5 Tth on outgoing axle	(1)
	173511	Toothed wheel 6 Tth on outgoing axle	(1)
	173511	Toothed wheel 8 Tth on outgoing axle	(1)
10	930084	E-securing ring ϕ 18	1
	273520	Toothed wheel 7 Tth cpl cable-connection	1
	273525	Toothed wheel 12 Tth cpl cable-connection	1



N°	L.B.M. N°	DENOMINATION	U. K.
FLYWHEEL MAGNET 6V - 17/5W			
	473599	Flywheel magnet 6V-17/5W ø116 cpl	1
1	473598	Rotor 6V-17/5W ø116	1
2	473662	Fixing screw for contacts with washers	1
3	473669	Breaker bolt	1
4	473671	Breaker grøwer	1
5	473670	Breaker nut	1
6	474407	E-securing ring hinge axle	1
7	273666	Set contacts Bosch	1
8	473660	Axle breaker lever	1
9	473678	Anchor-plate with axle breaker	1
10	473656	Lighting coil 6V-17W	1
11	473587	Cupper distance bushing for lighting coil 6V-5W	2
12	473586	Lighting coil 6V-5W	1
13	473949	Screws for lighting coils ø4x34	2
14	473009	Screws M4x12 for fixing anchor-plate	3
15	473992	Lubrication felt	2
16	473668	Condensator cable	1
17	473653	Condensator Bosch	1
18	473650	Ignition coil Bosch	1
19	473665	Short circuit cable	1
20	479792	Spark plug Bosch W.175 TI	(1)
	470401	Spark plug Bosch W.225 TI	(1)
	470402	Spark plug Bosch W.260 TI	(1)
21	473056	Anti-parasite-treated spark plug 1000 Ohm	1
22	473667	Spark plug cable	1
23	473946	Screw ø4x20 with washer for fix. ignition coil	2
	473597	Anchor-plate 6V-17/5W cpl	1



N°	I.B.M. N°	DENOMINATION	U. K.
CARBURETTOR BING 1/15/35 UPON CYLINDER			
1	172562	Cylinder	1
2	473060	Inlet jointing cylinder - thin	1
3	173055	Stud inlet 35 mm cylinder	2
4	473059	Asbest gasket ϕ 16 mm	1
5	473054	Inlet gasket ϕ 16 mm - thin, carburettor	1
6	473066	Carburettor Bing 1/15/35	1
7	473028	Fiber washer carburettor	2
8	970009	Washer ϕ 5 for carburettor	2
9	472551	Self-covering hexagonal nut M5 for carburettor	2
10	471461	Filter element	1
11	910751	Screw for brace M5x30	1
12	473015	Brace for damper	1
13	172543	Nut M5 for brace carburettor	(1)
14	473063	Sucking damper	(1)
	477047	Sucking damper	(1)



N°	L.B.M. N°	DENOMINATION	U. K.
CARBURETTOR BING 1/15/35			
			1
1	473066	Carburettor Bing 1/15/35 cpl	1
2	470569	Bolt for banjo floater chamber-cover	1
3	470535	Fuel strainer	1
4	470314	Fiberring for banjo	2
5	470568	Banjo	1
6	473629	Floaterchamber-cover	1
7	473607	Screw for floaterchamber-cover	2
8	473625	Rubberring floaterchamber	1
9	473606	Floater	1
10	473614	Floater needle	1
11	473615	Screw starting valve	1
12	473621	Torsion spring starting valve	1
13	473619	Starting valve	1
14	473622	Safety ring starting valve	1
15	473617	Nipple starting valve	1
16	473693	Idling speed screw	1
17	471665	Spring for idling speed screw	1
18	473608	Regulating screw throttle	1
19	473610	Regulating nut throttle	1
20	473602	Ring nut upon throttle	1
21	473620	Throttle spring	1
22	473600	Ring throttle spring	1
23	473618	Position plate throttle	1
24	473725	Needle throttle	1
25	473724	Throttle	1
26	473749	Body carburettor Bing 1/15/35	1
27	473726	Needle jet	1
28	473624	Fiberring disconnecting screw	1
29	473616	Disconnecting screw	1
30	473727	Rubber ring jet	1
	473702	Jet size : 68	(1)
	473703	Jet size : 70	(1)
31	910751	Screw for brace M5x30	1
32	473015	Brace for damper	1
33	172543	Nut M5 for brace carburettor	1
34	471461	Filter element	1
35	473063	Sucking damper	(1)
	477047	Sucking damper	(1)

