

13 50 2-18-62

Excelsior AUTOBYK

SPARE PARTS LIST For AUTOBYKS

98 c.c. DE-LUXE MODEL S.1

98 c.c. SUPER MODEL G.2

1955/6 Edition

This list cancels all previous issues

The Excelsior Motor Co. Ltd.

Head Office and Works

**King's Road, Tyseley
Birmingham 11**

Telephone: ACOCKS GREEN 1677-2-3
Telegrams: "MONARCH BAYMILLS"

*all Prices Plus. 20%
from 1st June 1960.*

Excelsior
AUTOBYK



SPARE PARTS LIST
For AUTOBYKS

98 c.c. DE-LUXE MODEL S.1

98 c.c. SUPER MODEL G.2

1955/6 Edition

This list cancels all previous issues



The Excelsior Motor Co. Ltd.

Head Office and Works

King's Road, Tyseley
Birmingham 11

Telephone ACOCKS GREEN 1677-8-9
Telegrams "MONARCH HAYMILLS"



THE 98 c.c. SUPER AUTOBYK MODEL G.2.



THE 98 c.c. DE-LUXE AUTOBYK MODEL S.1

Spare Parts and Service Department

OUR SPARES AND SERVICE DEPARTMENT is always available for advice, service and spares, and we invite all EXCELSIOR owners to take full advantage of the facilities offered.

Much trouble and delay will be saved if the following points are noted:—

SPARES: WHEN ORDERING, GIVE FULL DETAILS AS TO MODEL, YEAR OF MANUFACTURE, ENGINE AND FRAME NUMBERS (WITH PREFIX LETTERS). If possible with old machines, send parts as patterns. Remittances should include sufficient to cover postage.

REPAIRS: Machines or components must be sent CARRIAGE PAID, with a label attached bearing the sender's full name and address. A covering letter should be sent giving detailed instructions as to whether an ESTIMATE is required, or whether we may proceed with the work immediately.

REPLACEMENT UNDER GUARANTEE: Any defective part must be sent with the request to be replaced free of charge, stating engine and frame numbers, the name and address of the Dealer from whom it was obtained, and the date of purchase. We do not undertake to FIT such replacement parts, and if you wish to send the complete machine, the Mechanic's Time in dismantling and re-assembling will be charged for. Carriage both ways to be paid by the Sender.

Any machines or components sent not complying with the above procedure will remain AWAITING IDENTIFICATION AT SENDER'S RISK.

REMITTANCES. Cheques and Postal Orders should be made out to "THE EXCELSIOR MOTOR CO. LTD." and crossed "& Co."

C.O.D. SERVICE. Spares may be despatched C.O.D. if required.

ALL PRICES and SPECIFICATIONS are subject to alteration without notice.

*all Prices Plus 20%
from 1st June 1960*

FRAME ASSEMBLY

Part No.	Description	No. off	Price Each		
			£	s.	d.
1128	Frame only, S.1 Model ...	1	10	10	0
1874	Frame only, G.2 Model ...	1	10	13	0
1129	Frame Race Cone Top ...	1		1	5
1130	Frame Race Cup Bottom ...	1			10
1542	Top Race Balls, 5/32"				
	per set of	25			7
1543	Bottom Race Balls, 3/16"				
	per set of	21			10
1102	Steering Head Transfer ...	1			7
1287	Top Seat Stay Bolt ...	1			10
17001	Top Seat Stay Bolt Nut ...	1			2
1284	Saddle Pillar ...	1		3	0
1835	Pedal Shaft Bracket (Bushes fitted) ...	1		12	7
1146	Pedal Shaft Bracket Bush ...	2			11
1148	Pedal Shaft Bracket Attachment Bolt ...	1		1	3
17002	Pedal Shaft Bracket Attachment Bolt Nut ...	2			3
1147	Pedal Shaft Bracket Adjustment Bolt ...	1		1	0
17003	Pedal Shaft Bracket Adjustment Bolt Nut ...	1			2

PETROIL TANK ASSEMBLY

1855	Petroil Tank only ...	1	6	3	0
1578	Tank Transfer ...	2			10
1577	Filler Cap and Chain ...	1		6	7
16005	Tank Fixing Bolt ...	3			4
17001	Tank Fixing Bolt Nut ...	3			2
18007	Tank Fixing Bolt Washer ...	6			1
1152	Tank Fixing Bolt Buffer ...	3			2
18002	Tank Fixing Bolt Lockwasher ...	3			1
1587	Petroil Feed Pipe ...	1		6	0
1579	Petroil Tap with Filter and Fibre Washer ...	1		10	3
1296	Petroil Tap Fibre Washer ...	1			2
1180	Engine Shield Stop Buffer ...	4			3
1813	Oil Measure ...	1		2	5

Note.—Always quote the Model and Engine and Frame Numbers.

SADDLE ASSEMBLY

Part No.	Description	No. off	Price Each		
			£	s.	d.
1600	Saddle complete for S.1 Model	1	1	10	0
1748	Saddle complete for G.2 Model	1	1	18	6
1600A	Saddle Top Cover for S.1 Model	1		12	0
1748A	Saddle Top Cover for G.2 Model	1		19	6
1748/3	Rear Coil Spring	2		1	6
1748/2	Mattress Spring (10 per set for S.1 and 13 per set for G.2)				5

EXHAUST SYSTEM

1315	Exhaust Pipe	1	1	4	0
8304	Exhaust Flange	1		3	7
8301	Exhaust Flange Gasket	1			6
8312	Exhaust Flange Bolt	2			10
1439	Silencer, Black	1	1	1	0
1440	Silencer Support Strap	1			4
16002	Silencer Support Strap Bolt	2			4
17005	Silencer Support Strap Bolt Nut	2			2
18005	Silencer Support Strap Bolt Washer	4			1

PEDALLING GEAR

1288	Pedal, right hand	1		7	2
1289	Pedal, left hand	1		7	2
1290	Chainwheel and Crank, R.H.	1	1	4	0
1291	Crank only, L.H.	1		6	0
1144	Crank Axle	1...		6	0
1283	Crank Axle Fibre Washer, wide	1			4
1145	Crank Axle Fibre Washer, narrow	2			3
1295	Crank Axle Spring Washer	1			2

ENGINE AND MAGNETO SHIELD ASSEMBLY

1569	Engine Shield, left hand	1	1	4	0
1570	Engine Shield, right hand	1	1	4	0
1102	Engine Shield Transfer	2			7
1571	Bottom Support Bar and Strap	1		4	6

Note.—Always quote the Model and Engine and Frame Numbers.

ENGINE AND MAGNETO SHIELD ASSEMBLY—Continued

Part No.	Description	No. off	Price Each		
			£	s.	d.
17002	Bottom Support Bar Nut ...	4			3
18001	Bottom Support Bar Washer...	2			1
1139	Bottom Support Strap Bolt ...	1			10
1140	Bottom Support Strap Bolt Nut	1			3
2042	Magneto Shield ...	1	4		3
16001	Magneto Shield Top Fixing Screw ...	1			2
17004	Magneto Shield Top Fixing Screw Nut ...	1			2
18004	Magneto Shield Top Fixing Screw Washer ...	1			1

CHAINGUARD ASSEMBLY

1317	Chainguard only ...	1	18		0
16002	Chainguard to Frame Bolt ...	1			4
17005	Chainguard to Frame Bolt Nut	1			2
18005	Chainguard to Frame Bolt Washer ...	1			1

TOOLBOX ASSEMBLY

1613	Toolbox only ...	1	15		0
1194	Toolbox Frame Clip ...	1			10
16002	Toolbox Frame Clip Bolt ...	2			4
17005	Toolbox Frame Clip Bolt Nut	2			2
18006	Toolbox Frame Clip Bolt Washer ...	4			1

FRONT MUDGUARD ASSEMBLY

2045	Front Mudguard complete, S.1 Model ...	1	13		9
1155	Front Mudguard complete, G.2 Model ...	1	17		5
1156	Front Mudguard Blade, S.1 Model ...	1	5		5
1745	Front Mudguard Blade, G.2 Model ...	1	7		10
1158	Stay, Front ...	1	2		1
1177	Stay, Rear ...	1	2		1

Note.—Always quote the Model and Engine and Frame Numbers.

FRONT MUDGUARD ASSEMBLY—Continued

Part No.	Description	No. off	Price Each		
			£	s.	d.
16001	Stay to Blade Screw ...	4			2
17004	Stay to Blade Screw Nut ...	4			2
18004	Stay to Blade Screw Washer...	8			1
16002	Mudguard Bridge to Fork Bolt	2			4
17005	Mudguard Bridge to Fork Bolt Nut	2			2
18005	Mudguard Bridge to Fork Bolt Washer	4			1
16002	Stay to Fork End Bolt ...	2			4
18005	Stay to Fork End Bolt Washer	2			1
18010	Stay to Fork End Bolt Spacer	2			1
1159	Front Number Plate only ...	1	2		5
1160	Front Number Plate Attach- ment Lug	2		11	
16001	Front Number Plate Fixing Screw	2			2
17004	Front Number Plate Fixing Screw Nut	2			2
18004	Front Number Plate Fixing Screw Washer	2			1

REAR MUDGUARD ASSEMBLY

1162	Rear Mudguard complete, S.1 Model	1	13		9
2084	Rear Mudguard complete, G.2 Model	1	18		0
1163	Rear Mudguard Blade, Front Half, S.1 Model	1	3		0
1164	Rear Mudguard Blade, Rear Half, S.1 Model	1	4		3
1746	Rear Mudguard Blade, Front Half, G.2 Model	1	5		5
1747	Rear Mudguard Blade, Rear Half, G.2 Model	1	6		7
16003	Blade to Bottom Bracket Fixing Bolt	1			6
18005	Blade to Bottom Bracket Fixing Bolt Washer ...	1			1
16002	Blade to Seat Stay Bridge Bolt	1			4
17005	Blade to Seat Stay Bridge Bolt Nut	1			2

Note.—Always quote the Model and Engine and Frame Numbers.

*all prices plus 20%
from 1st June 1960*

REAR MUDGUARD ASSEMBLY—Continued

Part No.	Description	No. off	Price Each		
			£	s.	d.
18005	Blade to Seat Stay Bridge Bolt				
	Washer	2			1
1298	Rear Mudguard Stay ...	1	2		1
16002	Rear Mudguard Stay to Blade				
	Bolt	2			4
17005	Rear Mudguard Stay to Blade				
	Bolt Nut	2			2
18005	Rear Mudguard Stay to Blade				
	Bolt Washer	4			1
1285	Carrier Top only	1	16		3
1286	Carrier Stay	2	1		5
16002	Carrier to Stay Fixing Bolt ...	2			4
17005	Carrier to Stay Fixing Bolt				
	Nut	2			2
18005	Carrier to Stay Fixing Bolt				
	Washer	4			1
18010	Carrier to Stay Fixing Bolt				
	Spacer	2			1
16004	Carrier to Mudguard Centre				
	Bolt	1			6
17005	Carrier to Mudguard Centre				
	Bolt Nut	1			2
18005	Carrier to Mudguard Centre				
	Bolt Washer	2			1
16002	Carrier to Seat Stay Lug Bolt	2			4
18006	Carrier to Seat Stay Lug Bolt				
	Washer	2			1
16001	Carrier Front Clip to Blade				
	Screw	1			2
17004	Carrier Front Clip to Blade				
	Screw Nut	1			2
18004	Carrier Front Clip to Blade				
	Screw Washer	2			1
16005	Carrier Stay to Fork End Bolt	2			3
17001	Carrier Stay to Fork End Bolt				
	Nut	2			2
18007	Carrier Stay to Fork End Bolt				
	Washer, large	2			1
18003	Carrier Stay to Fork End Bolt				
	Washer, small	4			1

Note.—Always quote the Model and Engine and Frame Numbers.

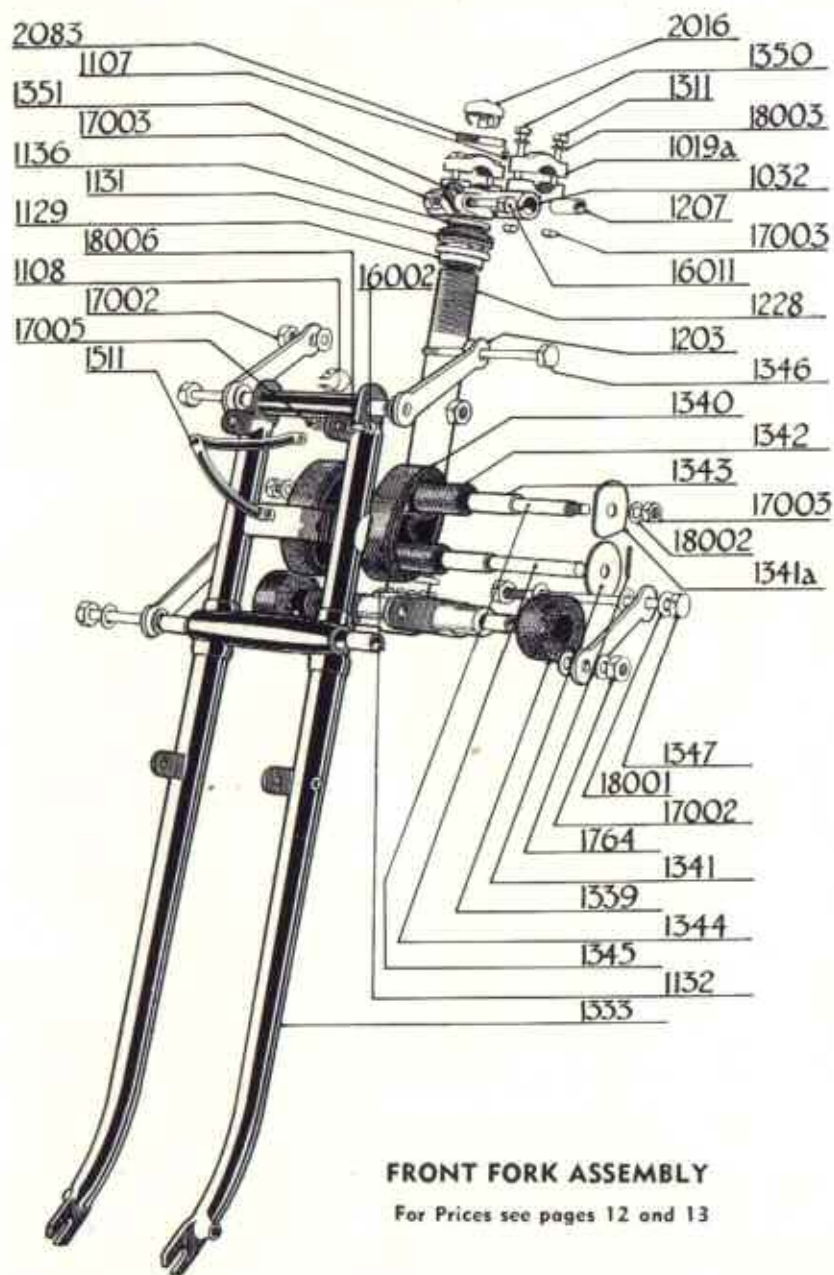
REAR MUDGUARD ASSEMBLY—Continued

Part No.	Description	No. off	Price Each		
			£	s.	d.
1233	Rear Number Plate only ...	1	7		6
16002	Rear Number Plate Top Fixing Bolt	2			4
17005	Rear Number Plate Top Fixing Bolt Nut	2			2
18005	Rear Number Plate Top Fixing Bolt Washer	4			1
17005	Rear Number Plate Bottom Fixing Nut	1			2
18005	Rear Number Plate Bottom Fixing Washer	1			1
1550	Stand Clip complete (excluding fixing bolts, nuts and washers)	1	3		7
1301	Stand Clip Spring	1			3
16001	Stand Clip Lower Fixing Screw	1			2
17004	Stand Clip Lower Fixing Screw Nut	1			2
18004	Stand Clip Lower Fixing Screw Washer	2			1
16004	Stand Clip Upper Fixing Bolt	1			6
17005	Stand Clip Upper Fixing Bolt Nut	1			2
18005	Stand Clip Upper Fixing Bolt Washer	2			1

REAR STAND ASSEMBLY

1190	Rear Stand only	1	1	7	0
1927	Rear Stand Attachment Bolt..	2		1	2
17002	Rear Stand Attachment Bolt Nut	2			3
18008	Rear Stand Attachment Bolt Washer	4			1

Note.—Always quote the Model and Engine and Frame Numbers.



FRONT FORK ASSEMBLY

Part No.	Description	No. off	Price Each		
			£	s.	d.
1106	Front Fork complete ...	1	6	18	0
1333	Front Fork Girder, Bushed ...	1	2	8	0
1228	Steering Crown and Column ...	1	1	1	0
1107	Grease Nipples ...	3			7
1132	Fork Crown Race ...	1			11
1131	Fork Column Screwed Ball Race ...	1		2	0
1136	Fork Column Top Race Collar	1			6
2083	Fork Column Lock Nut ...	1		1	6
2016	Fork Column Dome Cap ...	1		1	6
1339	Fork Crown Rebound Buffer	2		1	0
1340	Rubber Suspension Band ...	4		1	9
1341	Suspension Band Side Plate, Bottom ...	2			3
1341A	Suspension Band Side Plate, Top ...	2			3
1342	Suspension Band Rubber Bush	2			6
1343	Suspension Band Steel Bush...	2			10
1345	Suspension Band Bolt Top ...	1		1	0
17003	Suspension Band Bolt Nut ...	2			2
18002	Suspension Band Bolt Washer	2			1
1344	Suspension Band Spindle Bottom	1		1	0
1764	Suspension Band Spindle Cotter	2			1
1346	Fork Spindle Top ...	2		2	1
1347	Fork Spindle Bottom ...	2		2	5
17002	Fork Spindle Nut ...	4			3
18001	Fork Spindle Washer (4 top, 8 bottom) ...	12			1
1207	Fork Spindle Bush ...	8			11
1203	Fork Link ...	4		3	0
1108	Top Spindle Oiler Clip ...	1			2
1032	Handlebar Cluster Lug only, Bushed ...	1		13	9
16011	Handlebar Cluster Lug Clamp Bolt ...	1			7
17003	Handlebar Cluster Lug Clamp Nut ...	1			2
1351	Handlebar Cluster Lug Fibre Washer ...	1			1
1019A	Handlebar Top Half Clip ...	2		2	3
1350	Handlebar Top Half Clip Bolt, long ...	2			11

Note.—Always quote the Model and Engine and Frame Numbers.

all prices plus 30% from 1st June 1960

FRONT FORK ASSEMBLY—Continued

Part No.	Description	No. off	Price Each		
			E	s.	d.
1311	Handlebar Top Half Clip Bolt, short	2			8
17003	Handlebar Top Half Clip Bolt Nut	4			2
18003	Handlebar Top Half Clip Bolt Washer	4			1
1511	Headlamp Bracket	4			11
16002	Headlamp Bracket Fixing Bolt	2			4
17005	Headlamp Bracket Fixing Bolt Nut	2			2
18006	Headlamp Bracket Fixing Bolt Washer	4			1

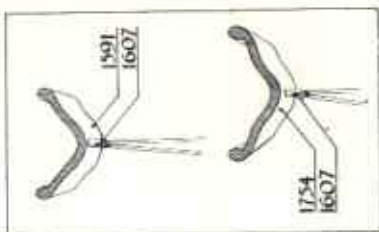
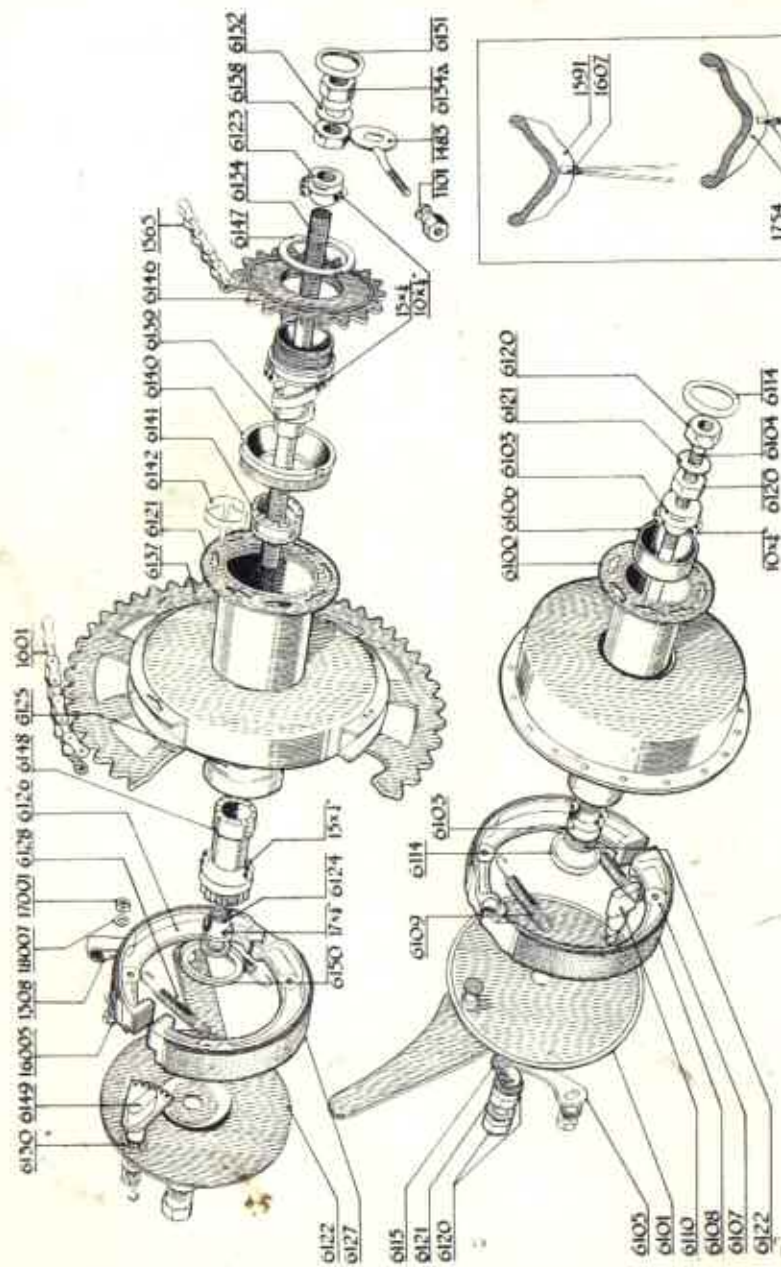
ENGINE MOUNTING

1138	Engine Plate, long	2			11
1309	Engine Plate, short	2			11
1139	Engine Plate Bolt	4	1		0
1140	Engine Plate Bolt Nut	4			3

CHAINS

1565	Pedalling Chain, 92L	1	8		8
1565A	Pedalling Chain Connecting Link	1			5
1565B	Pedalling Chain Cranked Double Link	—			7
1601	Rear Driving Chain, 120L, S.1 Model	1	11		1
1749	Rear Diving Chain, 122L, G.2 Model	1	11		3
1749A	Rear Diving Chain Connecting Link	1			5
1749B	Rear Diving Chain Cranked Double Link	—			7
8362	Engine Primary Chain, 54L, S.1 or G.2	1	8		10

Note.—Always quote the Model and Engine and Frame Numbers



WHEELS AND HUBS

FRONT WHEEL

Part No.	Description	No. off	Price Each		
			£	s.	d.
1609	Front Wheel complete, less Tyre and Tube, S.1 Model	1	4	19	0
1757	Front Wheel complete, less Tyre and Tube, G.2 Model	1	5	11	0
1589	Outer Cover, 26" x 2" x 1 $\frac{3}{4}$ ", S.1 Model	1	} At Makers' Current List Price		
1590	Inner Tube, 26" x 2" x 1 $\frac{3}{4}$ ", S.1 Model	1			
1752	Outer Cover, 21" x 2.25", G.2 Model	1			
1753	Inner Tube, 21" x 2.25", G.2 Model	1			
1591	Wheel Rim, 26", S.1 Model...	1	1	1	0
1754	Wheel Rim, 21", G.2 Model	1	1	14	3
1592	Wheel Rim Tape, S.1 or G.2 Model	1			11
1605	Spoke, R.H. side, 10 $\frac{5}{8}$ ", S.1 Model	18			3
1606	Spoke, L.H. side, 10 $\frac{1}{16}$ ", S.1 Model	18			3
1761	Spoke, R.H. side, 9 $\frac{1}{8}$ ", G.2 Model	18			3
1762	Spoke, L.H. side, 9 $\frac{1}{4}$ ", G.2 Model	18			3
1607	Spoke Nipple, S.1 and G.2 Model	36			2
1861	Spoke Nipple Washer	36			1
1608	Front Hub Assembly complete	1	3	0	0
6100	Front Hub Shell with Brake Drum	1	18	0	
6101	Brake Outer Plate only (with Bush, Fulcrum Pin and Anchor Arm attached)	1	9	1	
6104	Front Wheel Spindle only	1	2	9	
6103	Front Wheel Spindle Cones	1 pr.	3	7	
6106	Front Wheel Cup	2	1	5	
6119	Front Hub Ball Bearings	20	1	0	
6114	Front Hub Dust Washer	2			6
6120	Front Spindle Nut $\frac{3}{16}$ " wide...	4			7
6121	Front Spindle Washer, $\frac{3}{8}$ " o.d.	2			3
6122	Front Spindle Washer $\frac{7}{8}$ " o.d.	1			3

Note.—Always quote the Model and Engine and Frame Numbers.

FRONT WHEEL—Continued

Part No.	Description	No. off	Price Each		
			£	s.	d.
6110	Front Brake Cam with Nut and Washer	1	2	9	
6112	Front Brake Cam Bush (in Outer Plate)	1		11	
6107	Front Brake Shoes with Linings				
	per pair	1 pr.	10	10	
6108	Front Brake Lining and Rivets				
	per pair	1 pr.	4	10	
6109	Front Brake Shoe Return Spring				
	per pair	1 pr.	1	5	
6105	Front Brake Actuating Lever	1	2	11	
6115	Front Brake Cable Clevis with Pin and Cotter	1		8	
6117	Hub Lubricator	1		11	
REAR WHEEL					
1588	Rear Wheel complete, less Tyre and Tube, S.1 Model	1	7	16	0
1751	Rear Wheel complete, less Tyre and Tube, G.2 Model	1	8	8	0
1589	Outer Cover, 26" x 2" x 1 $\frac{3}{4}$ ", S.1 Model	1			
1590	Inner Tube, 26" x 2" x 1 $\frac{3}{4}$ ", S.1 Model	1			
1752	Outer Cover, 21" x 2.25", G.2 Model	1			
1753	Inner Tube, 21" x 2.25", G.2 Model	1			
					At Makers' Current List Price
1591	Wheel Rim, 26", S.1 Model...	1	1	1	0
1754	Wheel Rim, 21", G.2 Model...	1	1	14	3
1592	Wheel Rim Tape, S.1 or G.2 Model	1			11
1593	Spoke, R.H. side, 10 $\frac{3}{8}$ ", S.1 Model	18			3
1594	Spoke, L.H. side, 10 $\frac{1}{4}$ ", S.1 Model	18			3
1594	Spoke, R.H. side, 10 $\frac{1}{4}$ ", G.2 Model	18			3
1756	Spoke, L.H. side, 9 $\frac{7}{16}$ ", G.2 Model	18			3
1607	Spoke Nipple, S.1 or G.2 Model	36			2
1861	Spoke Nipple Washer ...	36			1
1596	Rear Hub Assembly complete	1	5	14	0

Note.—Always quote the Model and Engine and Frame Numbers.

REAR WHEEL—Continued

Part No.	Description	No. off	Price Each		
			£	s.	d.
6121	Rear Hub Shell with Brake Drum and Sprocket ...	1	1	18	9
6137	Rear Wheel Sprocket with Rivets ...	1		13	6
6122	Brake Outer Plate only (with Bush, Fulcrum Pin and Anchor Arm attached) ...	1		12	7
6126	Brake Shoes with Linings	1 pr.		10	10
6108	Brake Linings and Rivets	1 pr.		4	10
6128	Brake Shoe Return Springs	1 pr.		1	5
6149	Brake Cam and Quadrant with Nut and Washer ...	1		6	4
6130	Brake Cam Bush (in Outer Plate) ...	1			11
6134	Rear Wheel Spindle only ...	1		3	7
6134A	Rear Wheel Spindle Nut ...	2			7
6138	Rear Wheel Spindle Lock Nut, $\frac{1}{4}$ " wide ...	2			7
6152	Rear Wheel Spindle Washer, $\frac{11}{16}$ " o.d. ...	2			3
6123	Rear Wheel Spindle Adjusting Cone ...	1		1	9
6124	Rear Wheel Spindle Cone for Ratchet Tube ...	1		1	9
6150	Rear Hub Dust Washer, large	1			7
6151	Rear Hub Dust Washer, small	1			7
6135	Rear Hub Ball Bearings	set		3	0
6148	Ratchet Tube ...	1		13	8
6125	Large Plain Cup ...	1		3	0
6141	Quick Thread Nut ...	1		4	6
6142	Drag Spring ...	1		2	9
6139	Driving Cone ...	1		10	10
6140	Driving Cup ...	1		8	1
6146	Pedalling Sprocket ...	1		4	6
6147	Pedalling Sprocket Lockring	1			11
6117	Hub Lubricator ...	1			11
1483	Rear Wheel Adjuster ...	2		2	1
1101	Rear Wheel Adjuster Nut ...	2		1	6
1308	Rear Brake Anchor Clip ...	1		1	2

Note.—Always quote the Model and Engine and Frame Numbers.

REAR WHEEL—Continued

Part No.	Description	No. off	Price Each		
			£	s.	d.
16005	Rear Brake Anchor Bolt ...	1			3
17001	Rear Brake Anchor Bolt Nut	1			2
18007	Rear Brake Anchor Bolt Washer ...	2			1

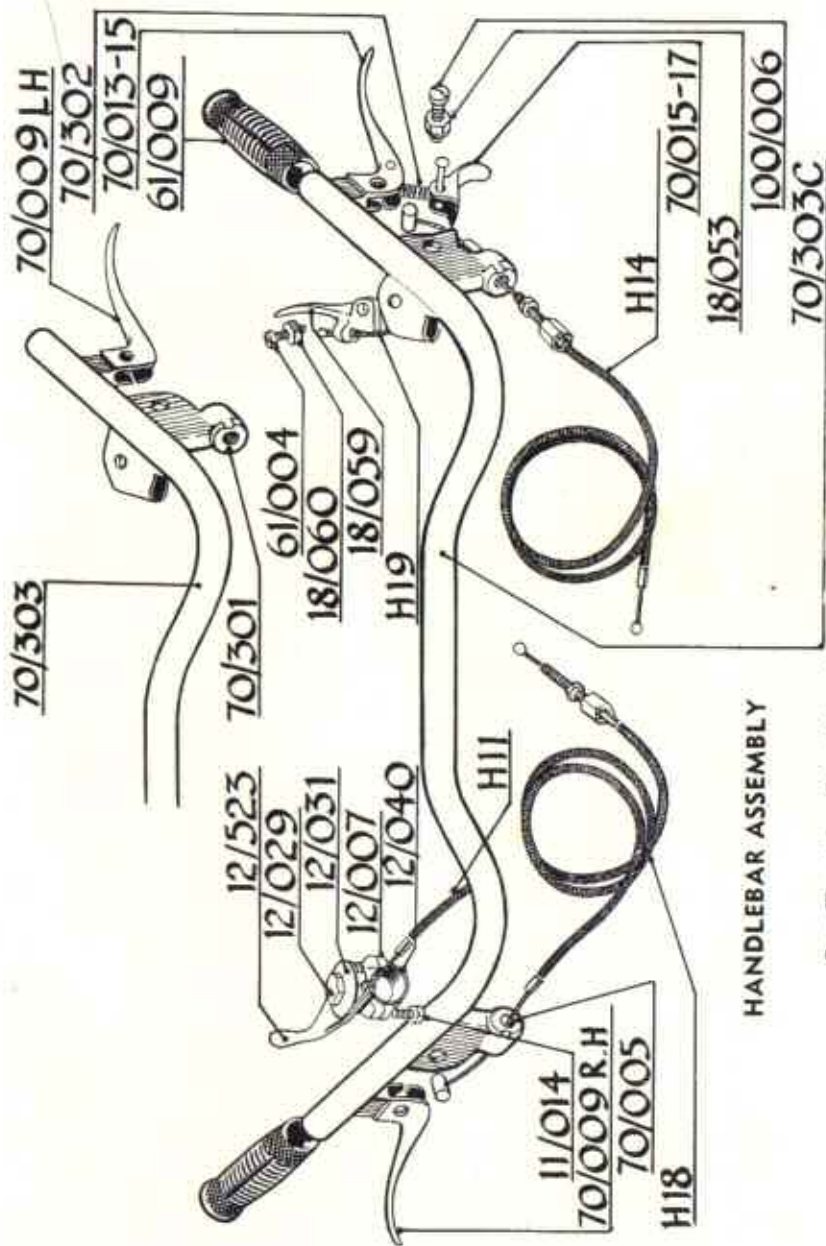
GEAR CHANGE PARTS FOR G.2 MODEL

1029	Gear Lever only ...	1	4	10	
1442	Gear Lever Knob ...	1	1	2	
1282	Gear Lever Pivot Bolt ...	1	1	2	
17002	Gear Lever Pivot Bolt Nut ...	1		2	
18001	Gear Lever Pivot Bolt Washer, Plain ...	1		1	
1443	Gear Lever Pivot Bolt Washer, Spring ...	1		4	
1861	Gear Lever Link Rod ...	1	1	6	
1634	Gear Lever Link Rod Cotter...	2		1	

EQUIPMENT

1610	Inflator ...	1	6	7	
1611	Bulb Horn complete ...	1	9	0	
1612	Licence Holder complete ...	1	3	0	
1622	Toolkit Holdall ...	1	5	5	
1623	Screwdriver, large ...	1	1	2	
1624	Screwdriver, small ...	1		11	
1625	Flywheel Nut Spanner ...	1	1	2	
1626	Double Ended Ring Spanner...	1		11	
1816	Jet Key ...	1	1	10	
1627	Set of 5 open ended Spanners	1	6	7	
1873	Plug Spanner ...	1	2	9	

Note.—Always quote the Model and Engine and Frame Numbers.



HANDLEBAR ASSEMBLY

See Text for Part Numbers for 1954 S.1 Model
 For prices see pages 20 and 21

**HANDLEBAR ASSEMBLY FOR ALL
G.2 MODELS AND S.1 MODELS UP TO 1953**


Part No.	Description	No. off	Price Each		
			£	s.	d.
70/310	Handlebar Assembly complete with Levers and Cables (excluding Throttle) for S.1 Model	1	2	15	0
70/310S	Ditto for G.2 Model... ..	1	2	15	0
70/303C	Handlebar Bend for S.1 Model	1	1	18	6
70/303	Handlebar Bend for G.2 Model	1	1	18	6
61/009	Handlebar Rubber Grip	2	1	1	
70/009RH	Front Brake Lever	1	6	4	
100/006	Front Brake or Clutch Lever Fulcrum Pin	2		3	
18/053	Front Brake or Clutch Lever Fulcrum Pin Nut	2		3	
H18	Front Brake Cable complete ..	1	3	10	
70/005	Front Brake Cable Stop	1		4	
70/009LH	Clutch Lever for G.2 Model... ..	1	6	4	
70/013-15	Clutch Lever with Trigger for S.1 Model	1	8	3	
70/015-17	Clutch Trigger Lever with Rivet	1	1	6	
70/302	Clutch Trigger Lever Spring ..	1		4	
H14	Clutch Cable complete	1	3	10	
70/301	Clutch Cable Stop	1		8	
18/059	Release Valve Lever	1	2	9	
61/004	Release Valve Lever Fulcrum Pin	1		3	
18/060	Release Valve Lever Fulcrum Pin Nut	1		3	
H19	Release Valve Cable complete	1	2	9	
61/005	Release Valve Cable Stop	1		4	
12/524	Throttle Lever complete	1	9	11	
12/523	Throttle Lever only	1	4	7	
12/031	Throttle Lever Top Plate	1	1	4	
12/029	Throttle Lever Top Plate Bolt	1		8	
12/033	Throttle Lever Friction Spring	1		4	
12/007	Throttle Lever Body	1	3	4	
12/040	Throttle Lever Body Clip	1		11	
11/014	Throttle Lever Body Clip Screw	2		3	
H11	Throttle Cable complete	1	2	9	

Note.—Always quote the Model and Engine and Frame Numbers.

HANDLEBAR ASSEMBLY FOR 1954/5 S.1 MODEL

Part No.	Description	No. off	Price Each		
			£	s.	d.
H1/D	Handlebar Assembly complete with Levers and Cables (excluding Throttle) ...	1	2	15	0
H2/D	Handlebar Bend ...	1	1	18	6
H3/D	Handlebar Rubber Grip ...	2		1	1
H4/D	Front Brake Lever ...	1		6	4
H5/D	Front Brake or Clutch Lever Fulcrum Pin ...	2			3
H6/D	Front Brake or Clutch Lever Fulcrum Pin Nut ...	2			3
H7/D	Front Brake Cable complete ..	1		3	10
H19/D	Clutch Lever with Trigger ...	1		8	3
H20/D	Clutch Trigger Lever with Rivet	1		1	6
H21/D	Clutch Trigger Spring ...	1			4
H22/D	Clutch Cable complete ...	1		3	10
H23/D	Release Valve Lever ...	1		2	9
H24/D	Release Valve Lever Fulcrum Pin ...	1			3
H25/D	Release Valve Lever Fulcrum Pin Nut ...	1			3
H26/D	Release Valve Cable complete Throttle Lever and Cable as for G.2 Model	1		2	9

Note.—Always quote the Model and Engine and Frame Numbers.



4-59 3-59 B125 1-59

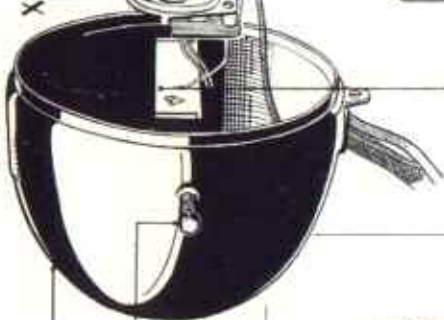
134-58 129-58 139-58



227-58 B123 21a-58 B124 X37-58 3-58 X73-58



X274-58



X264-58

23-58

5-96

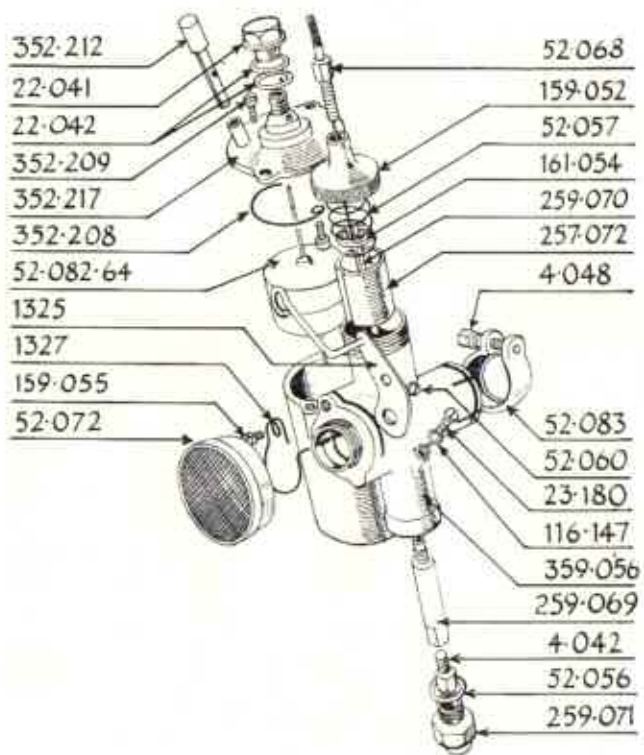


LIGHTING SET

LIGHTING SET

Part No.	Description	No. off	Price Each		
			£	s.	d.
1-58K	Headlamp (complete) ...	1	3	17	0
23-58	Support Arm Bolts ...	2			2
26-58	Support Arm Bolts Lock Washer ...	2			2
3-58	Headlamp Glass ...	1	3		3
227-58	Battery Retaining Clip ...	1			6
5-96	Dipper Switch complete ...	1	4		6
139-58	Headlamp Switch complete...	1	16		6
X264-58	Headlamp Body, Switch and Leads Assembly ...	1	2	4	0
122-58	Headlamp Switch Cover ...	1		1	0
129-58	Headlamp Switch Knob ...	1		1	0
134-58	Headlamp Switch Knob Retainer Screw ...	1			4
X37-58	Reflector Assembly ...	1	13		9
21A-58	Reflector Retaining Wire Clip ...	3			3
X73-58	Headlamp Rim ...	1	8		3
X274-58	Bulb Holder Unit ...	1	4		6
X262-58	Lamp Body, Bracket and Clip Assembly ...	1	13		9
B123	Headlamp Bulb, 6v. 18/18w.	1		4	6
				+ 9d. P.T.	
B124	Pilot Bulb, 2.5v. 0.2 a.	1			6
				+ 1d. P.T.	
1-59	Rear Lamp complete ...	1	10		6
4-59	Rear Lamp Rim ...	1	2		9
3-59	Rear Lamp Glass ...	1			7
B125	Rear Lamp Bulb, 6v. 3w.	1		1	6
				+ 3d. P.T.	
1767	Rear Lamp Wire Spring Clip...	3			2
1768	Frame Cable Clip ...	3			3

Note.—Always quote the Model and Engine and Frame Numbers.



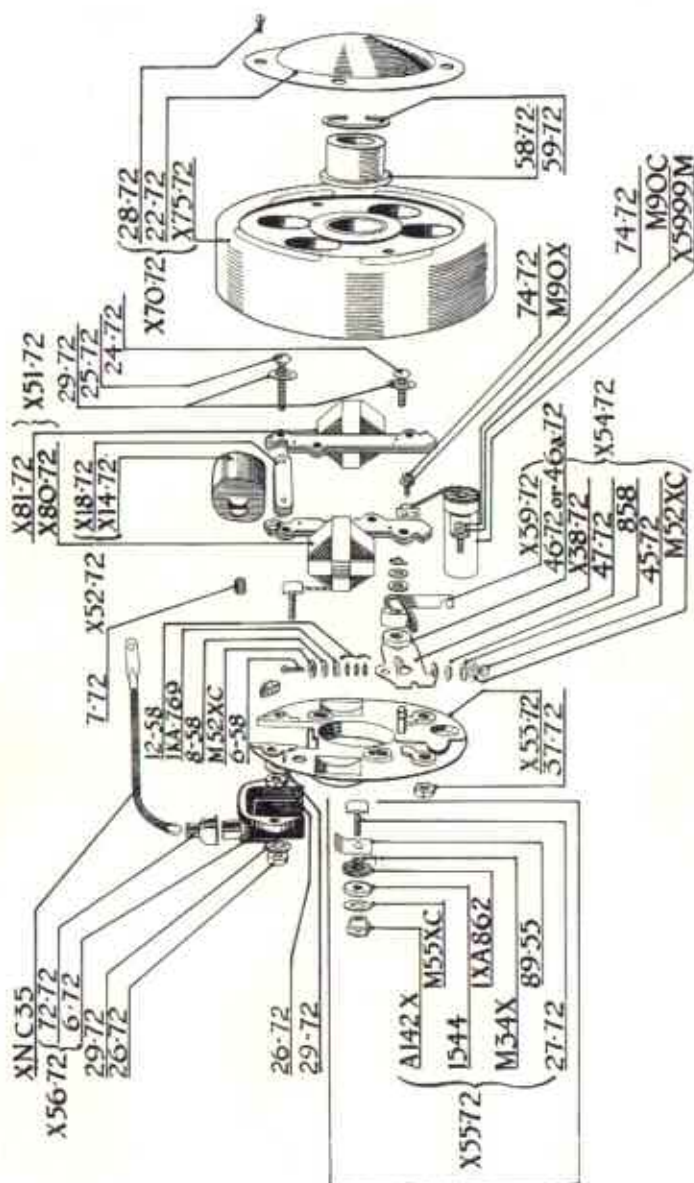
CARBURETTER

all prices Plus 20% from 1st June 1960

CARBURETTER

Part No.	Description	No. off	Price Each		
			£	s.	d.
1743	Amal Type 359/001B Carburetter complete with Strangler, Cable and Throttle Lever	1	2	14	6
359/056	Mixing Chamber Body	1	1	3	1
159/052	Mixing Chamber Top	1		2	9
52/068	Cable Adjuster	1			8
257/072	Throttle Valve	1		4	7
52/057	Throttle Valve Spring	1			4
52/060	Throttle Valve Locating Screw	1			2
259/070	Jet Needle	1		2	6
161/054	Jet Needle Clip	1			2
259/069	Needle Jet	1		3	0
4/042	Main Jet No. 55	1			10
259/071	Jet Plug	1		1	10
52/056	Jet Plug Washer	1			2
52/083	Outlet Clip	1		2	6
4/048	Outlet Clip Pin	1			8
1325	Strangler Plate	1		1	3
1327	Strangler Spring	1			3
159/055	Strangler Screw	1			2
52/072	Gauze Intake	1		2	9
352/217	Float Chamber Cover only	1		5	0
22/041	Banjo Nut	1			11
22/042	Banjo Washer	2			2
352/212	Tickler	1		1	0
352/208	Tickler Spring	1			2
352/207	Tickler Spring Screw	1			2
352/209	Float Chamber Cover Screw	2			2
23/180	Plug Screw	1			2
116/147	Plug Screw Washer	1			1
52/082-64	Combined Float and Needle ..	1		4	7

Note.—Always quote the Model and Engine and Frame Numbers.



WICO-PACY FLYWHEEL MAGNETO

WICO-PACY FLYWHEEL MAGNETO

Part No.	Description	No. off	Price Each		
			£	s.	d.
8347	Flywheel Magneto complete ..	1	8	17	6
6-72	H.T. Terminal Block ...	1		3	10
7-72	H.T. Terminal Spring ...	1			2
X14-72	H.T. Coil ...	1	1	0	0
X18-72	H.T. Coil Core ...	1		2	3
22-72	Flywheel Cover ...	1		1	1
24-72	Coil Core Fixing Screw (short)	2			2
25-72	Coil Core Fixing Screw (long)	2			2
26-72	Coil Core Fixing Screw Lock Nut ...	4			2
26-72	H.T. Terminal Lock Nut ...	2			2
27-72	Lighting Terminal Screw ...	1			3
28-72	Flywheel Cover Screw ...	4			2
29-72	Coil Core Fixing Screw Lock Washer ...	4			2
29-72	H.T. Terminal Lock Washer ..	2			2
37-72	Breaker Plate Clamp Screw Lock Nut ...	1			2
37-72	Condenser Fixing Screw Nut	1			2
X38-72	Fixed Contact Plate ...	1		3	10
X39-72	Breaker Arm ...	1		6	7
45-72	Breaker Arm Spring Screw Lock Nut ...	1			2
46-72	Breaker Arm Spacing Washer, 1/16" thick ...	1			3
46A-72	Breaker Arm Spacing Washer, 1/32" thick ...	1			2
47-72	Breaker Plate Insulating Washer ...	1			2
X51-72	Lighting Coil and Core Group 21 watts ...	1	1	4	9
X52-72	H.T. Coil and Core Group ...	1	1	2	0
X53-72	Stator Plate only (Stator Plate including Nuts and Pivot Pin) ...	1		13	9
X55-72	Lighting Terminal Unit ...	1		1	8
58-72	Flywheel Lock Nut ...	1		1	11
59-72	Flywheel Lock Nut Retainer (Circlip) ...	1			7
X60-72	Stator Plate Unit Assembly ..	1	4	2	6

Note.—Always quote the Model and Engine and Frame Numbers.

WICO-PACY FLYWHEEL MAGNETO—Continued

Part No.	Description	No. off	Price Each		
			£	s.	d.
69-72	Cam Pad	1			2
X70-72	Flywheel Group C.W. ...	1	4	12	0
72-72	H.T. Lead Rubber Protector...	1			7
74-72	Breaker Plate Clamp Screw...	1			2
74-72	Condenser Fixing Screw ...	1			2
X75-72	Flywheel Unit C.W. ...	1	4	10	0
X80-72	Lighting Coil and Core Group, L.H.	1		12	4
X81-72	Lighting Coil and Core Group, R.H.	1		12	4
M-34X	Lighting Terminal Stud Bushing	2			2
XNC35	H.T. Lead Wire Group ...	1		2	4
M-52XC	Breaker Arm Spring Screw Lock Washer	2			2
M-55XC	Lighting Terminal Lock Washer	1			2
89-55	Lighting Terminal Insulator...	3			2
6-58	Breaker Arm Fixing Screw ...	1			2
8-58	Breaker Arm Spring Fixing Screw Washer	2			2
12-58	Breaker Arm Spring Fixing Screw Insulating Bush ...	2			2
M-90X	Breaker Plate Fixing Screw Lock Washer	1			2
M-90C	Condenser Fixing Screw Lock Washer	1			2
A-142X	Lighting Terminal Nut ...	1			3
IKA-769	Breaker Plate Insulating Washer	1			2
IXA-862	Lighting Terminal Stud In- sulating Washer	3			2
1544	Lighting Terminal Stud Lock Nut	1			2
X5999M	Condenser	1		7	6

MILLER FLYWHEEL MAGNETO

M1	Flywheel Magneto complete...	1	7	5	9
M2	Armature Plate only ...	1		12	1
M3	Contact Breaker Set ...	1		9	1
M4	Armature Plate Assembly complete	1	3	16	3

Note.—Always quote the Model and Engine and Frame Numbers.

MILLER FLYWHEEL MAGNETO—Continued

Part No.	Description	No. off	Price Each		
			£	s.	d.
M5	Lighting Coil	1		9	1
M6	Ignition Coil	1	1	4	3
M7	Flywheel Asembly complete ..	1	3	9	7
M8	Ignition and Lighting Coil Fixing Screw	4			10
M9	Flywheel Cover Plate	1			Not now available
M10	Lighting Plug	1	1	10	
8349	Oil Seal (in Armature Plate) ..	1	4	3	
M12	Armature Plate Fixing Screw..	2			8
M13	Condenser	1	6	1	
M14	H.T. Lead complete	1	4	3	
M15	H.T. Pick-up complete	1	2	9	
M16	Armature Plate Adaptor for Lighting Plug	1	1	2	
M17	Flywheel Cover Plate Fixing Screws	4			3

Note.—Always quote the Model and Engine and Frame Numbers.

EXCELSIOR
ENGINE UNIT, SPRYT, SINGLE SPEED

Part No.	Description	No. off	Price Each		
			£	s.	d.
8374	Crankshaft Assembly complete	1	4	4	0
8210	Crankshaft only	1	2	8	0
8221	Crankpin	1		6	0
8223	Connecting Rod	1	1	10	0
8256	Crankpin Rollers, Steel set of	8		1	10
8257	Crankpin Rollers, Bronze set of	8		3	7
8258	Crankpin Retaining Washer...	1		1	3
8259	Crankpin Rivet	1			7
8260	Crankpin Cheek Washer	1			3
8261	Small End Bush	1		3	4
8351	Piston complete with Rings, Gudgeon Pin and Circlips, std. size	1	1	16	0
8351A	Piston complete .010" over-size	—	1	16	0
8226	Piston only, std. size	1	1	8	3
8226A	Piston only, .010" oversize...	—	1	8	3
8229	Piston Ring, std. size	2		2	5
8229A	Piston Ring, .010" oversize...	—		2	5
8228	Gudgeon Pin	1		3	7
8262	Gudgeon Pin Circlip	2			4
8204	Cylinder Barrel	1	3	12	0
8292	Cylinder Base Paper Washer..	1			4
8277	Cylinder Base Stud	4			6
8366	Cylinder Base Stud Nut	4			3
18002	Cylinder Base Stud Washer	4			1
8217	Cylinder Transfer Block, Rear	1		3	0
8219	Cylinder Transfer Block, Front	1		3	0
8265	Cylinder Transfer Block Joint Washer	2			3
8264	Cylinder Transfer Block Fixing Screw	4			2
8224	Induction Manifold	1	12		7
8266	Induction Manifold Joint Washer	1			3
8307	Induction Manifold Stud, short	1			9
8308	Induction Manifold Stud, long	1			10
17005	Induction Manifold Stud Nut	2			2
18005	Induction Manifold Stud Washer	2			1
8225	Cylinder Head	1	1	12	0

Note.—Always quote the Model and Engine and Frame Numbers.

ENGINE UNIT, SPRYT, SINGLE SPEED—Continued

Part No.	Description	No. off	Price Each		
			E	s.	d.
8267	Cylinder Head Fixing Bolt ...	4	1	3	
18009	Cylinder Head Fixing Bolt Washer ...	4			3
8338	Cylinder Head Gasket ...	1	1	3	
8352	Sparking Plug KLG F.E.70D ..	1	5	0	
8353	Release Valve complete ...	1	13	3	
8268	Release Valve only ...	1	4	3	
8269	Release Valve Body ...	1	8	5	
8272	Release Valve Spring ...	1			3
18009	Release Valve Spring Washer	1			3
1602	Release Valve Cotter ...	1			2
8270	Release Valve Joint Washer..	1			2
8271	Release Valve Operating Lever	1	2	5	
8252	Engine Sprocket (on Crankshaft) ...	1	10	10	
8254	Engine Sprocket Nut ...	1	1	10	
8346	Engine Sprocket Key ...	1			3
8255	Engine Sprocket Tab Washer	1			3
8362	Primary Chain ...	1	8	10	
8332	Crankcase and Countershaft Housing with Crankcase Cover (not supplied separately)...	1	4	13	0
8367	Crankshaft Ball Race, L.25N..	1	14	6	
8372	Crankshaft Oil Seal for L.25N	1	4	10	
8278	Crankshaft Ball Race Retaining Plate ...	1	1	3	
8279	Crankshaft Ball Race Retaining Plate Screw ...	3			4
8280	Crankcase Cover Paper Washer	1			4
16007	Crankcase Cover Fixing Bolt..	5			3
18005	Crankcase Cover Fixing Bolt Washer ...	5			1
8283	Crankcase Drain Plug ...	1			11
8285	Crankcase Drain Plug Washer	1			1
8333	Countershaft only ...	1	1	3	5
8371	Countershaft Ball Race, M.15N ...	1	12	3	
8373	Countershaft Oil Seal for M.15N ...	1	4	3	
8334	Countershaft End Cover ...	1	11	9	

Note.—Always quote the Model and Engine and Frame Numbers.

ENGINE UNIT, SPRYT, SINGLE SPEED—Continued

Part No.	Description	No. off	Price Each		
			£	s.	d.
8370	Countershaft End Cover Ball Race, L.20N	1	13		4
8372	Countershaft End Cover Oil Seal	1	4		10
8340	Countershaft End Cover Paper Washer	1			3
8296	Countershaft End Cover Fixing Bolt	3			3
8289	Countershaft Shim .025" variable				3
8290	Countershaft Shim .005" variable				3
8284	Countershaft Housing Filler Plug	1	1		5
8286	Countershaft Housing Filler Plug Washer	1			2
8336	Final Drive Sprocket, 11T ...	1	8		1
8339	Final Drive Sprocket Tab Washer	1			3
8243	Final Drive Sprocket Nut ...	1	1		10
8205	Primary Chaincover ...	1	2		0
8282	Primary Chaincover Paper Washer	1			4
8368	Primary Chaincover Ball Race, S.8	1	9		6
8284	Primary Chaincover Filler Plug	1	1		5
8286	Primary Chaincover Filler Plug Washer	1			2
16007	Primary Chaincover Fixing Bolt, short	2			3
16009	Primary Chaincover Fixing Bolt, long	4			7
17005	Primary Chaincover Fixing Bolt Nut	5			2
18005	Primary Chaincover Fixing Bolt Washer	11			1
16010	Primary Chaincover Counter-sunk Screw	1			4
8283	Chaincase Drain Plug ...	1			11
8285	Chaincase Drain Plug Washer	1			2
8317	Clutch Back Plate	1	1	8	10
8241	Clutch Back Plate Nut ...	1			7

Note.—Always quote the Model and Engine and Frame Numbers.

ENGINE UNIT, SPRYT, SINGLE SPEED—Continued

Part No.	Description	No. off	Price Each		
			£	s.	d.
8346	Clutch Back Plate Key ...	1			3
8314	Clutch Sprocket ...	1	17	11	
8299	Clutch Sprocket Inserts				
	per set of	15	1	10	
8316	Clutch Plate, Front ...	1	6	11	
8322	Clutch Spring ...	4			6
8321	Clutch Spring Screw ...	4			6
8287	Clutch Push Rod, Plain ...	1	1		3
1543	Clutch Push Rod Ball, 3/16"	1			1
8288	Clutch Operating Mushroom	1			11
8218	Clutch Bracket ...	1	7	10	
16009	Clutch Bracket Fixing Bolt ...	2			7
18005	Clutch Bracket Fixing Bolt				
	Washer ...	2			1
8253	Clutch Operating Lever ...	1	6		4
8295	Clutch Operating Lever Pivot				
	Pin ...	1			4
1548	Clutch Operating Lever Cotter	1			1
8294	Clutch Adjusting Screw ...	1			11
17006	Clutch Adjusting Screw Nut ..	1			2
8349	Magneto Oil Seal ...	1	4		3
8350	Magneto Stator Plate Washer	1			2
16006	Magneto Stator Plate Fixing				
	Screw ...	2			8

**EXCELSIOR
ENGINE UNIT, GOBLIN, TWO SPEED**

8374	Crankshaft Assembly com- plete ...	1	4	4	0
8210	Crankshaft only ...	1	2	8	0
8221	Crankpin ...	1		6	0
8223	Connecting Rod ...	1	1	10	0
8256	Crankpin Rollers, Steel set of	8	1	10	
8257	Crankpin Rollers, Bronze				
	set of	8	3	7	
8258	Crankpin Retaining Washer ..	1	1		3
8259	Crankpin Rivet ...	1			7
8260	Crankpin Cheek Washer ...	1			3
8261	Small End Bush ...	1	3		4
8351	Piston complete with Rings, Gudgeon Pin and Circlips, std. size ...	1	1	16	0

Note.—Always quote the Model and Engine and Frame Numbers.

ENGINE UNIT, GOBLIN, TWO SPEED—Continued

Part No.	Description	No. off	Price Each		
			£	s.	d.
8351A	Piston complete, .010" over-size	—	1	16	0
8226	Piston only, std. size	1	1	8	3
8226A	Piston only, .010" oversize... ..	—	1	8	3
8229	Piston Ring, std. size	2		2	5
8229A	Piston Ring, .010" oversize... ..	—		2	5
8229	Gudgeon Pin	1		3	7
8262	Gudgeon Pin Circlip	2			4
8204	Cylinder Barrel	1	3	12	0
8292	Cylinder Base Paper Washer... ..	1			4
8277	Cylinder Base Stud	4			6
8366	Cylinder Base Stud Nut	4			3
18002	Cylinder Base Stud Washer... ..	4			1
8217	Cylinder Transfer Block, rear	1		3	0
8219	Cylinder Transfer Block, front	1		3	0
8265	Cylinder Transfer Block Joint Washer	2			3
8264	Cylinder Transfer Block Fixing Screw	4			2
8224	Induction Manifold	1	12		7
8266	Induction Manifold Joint Washer	1			3
8307	Induction Manifold Stud, short	1			9
8308	Induction Manifold Stud, long	1			11
17005	Induction Manifold Stud Nut	2			2
18005	Induction Manifold Stud Washer	2			1
8225	Cylinder Head	1	1	12	0
8267	Cylinder Head Fixing Bolt	4		1	3
18009	Cylinder Head Fixing Bolt Washer	4			3
8338	Cylinder Head Gasket	1		1	3
8352	Sparking Plug, KLG FE.70D ..	1		5	0
8353	Release Valve complete	1	13		3
8268	Release Valve only	1		4	3
8269	Release Valve Body	1		8	5
8272	Release Valve Spring	1			3
18009	Release Valve Spring Washer	1			3
1602	Release Valve Cotter	1			2

Note.—Always quote the Model and Engine and Frame Numbers.

ENGINE UNIT, GOBLIN, TWO SPEED—Continued

Part No.	Description	No. off	Price Each		
			£	s.	d.
8270	Release Valve Joint Washer..	1			2
8271	Release Valve Operating Lever	1		2	5
8252	Engine Sprocket (on crankshaft)	1	10		10
8254	Engine Sprocket Nut	1			7
8346	Engine Sprocket Key	1			3
8255	Engine Sprocket Tab Washer..	1			3
8362	Primary Chain	1	8		10
8222/	Crankcase and Gearbox Housing with				
8207	Crankcase Cover (not supplied separately)	1	5	5	0
8367	Crankshaft Ball Race, L.25N	1		14	6
8372	Crankshaft Oil Seal for L.25N	1		4	10
8278	Crankshaft Ball Race Retaining Plate	1		1	3
8279	Crankshaft Ball Race Retaining Plate Screw	3			4
8280	Crankcase Cover Paper Washer	1			4
16007	Crankcase Cover Fixing Bolt	5			3
18005	Crankcase Cover Fixing Bolt Washer	5			1
8283	Crankcase Drain Plug	1			11
8285	Crankcase Drain Plug Washer	1			2
8232	Gearbox Mainshaft	1	19		10
8371	Gearbox Ball Race, M.15N...	1		12	3
8373	Gearbox Oil Seal for M.15N..	1		4	3
8283	Mainshaft High Gear Sleeve, 23T	1	17		1
8289	Mainshaft Shim, .025" variable				3
8290	Mainshaft Shim, .005" variable				3
8237	Mainshaft Sliding Dog	1	6		11
8238	Mainshaft Pinion, 17T	1		9	0
8234	Layshaft only	1	10		10
8235	Layshaft Pinion, 20T	1		7	10
8384	Layshaft Pinion, 14T	1		6	4
8250	Layshaft Bush (Clutch end) ...	1		3	4
8291	Layshaft Bush Sealing Disc ...	1			7

Note.—Always quote the Model and Engine and Frame Numbers.

ENGINE UNIT, GOBLIN, TWO SPEED—Continued

Part No.	Description	No. off	Price Each		
			£	s.	d.
8220	Gearbox End Cover, Bushed...	1	18	0	
8370	Gearbox End Cover Ball Race, L.20N ...	1	13	4	
8372	Gearbox End Cover Oil Seal...	1	4	10	
8251	Gearbox End Cover Layshaft Bush ...	1	3	7	
8291	Gearbox End Cover Layshaft Sealing Disc ...	1		7	
8344	Gearbox End Cover Paper Washer ...	1		4	
8296	Gearbox End Cover Fixing Screw ...	3		3	
16002	Gearbox End Cover Fixing Bolt	1		4	
8230	Gearbox Inside Operator and Toggle ...	1	6	4	
8231	Gearbox Inside Operator Toggle only ...	1	1	5	
8249	Gearbox Inside Operator Screwed Bush ...	1	2	5	
8244	Gearbox Outside Operating Lever ...	1	3	7	
8346	Gearbox Outside Operating Lever Key ...	1		3	
17002	Gearbox Outside Operating Lever Nut ...	1		2	
8247	Gearbox Selector Plunger ...	1		7	
8248	Gearbox Selector Plunger Spring ...	1		7	
8245	Gearbox Selector Plunger Springbox ...	1		11	
8284	Gearbox Filler Plug ...	1	1	5	
8286	Gearbox Filler Plug Washer...	1		2	
8283	Gearbox Drain Plug ...	1		11	
8285	Gearbox Drain Plug Washer...	1		2	
8239	Final Drive Sprocket, 14T ...	1	10	10	
8243	Final Drive Sprocket Nut ...	1	1	10	
8255	Final Drive Sprocket Tab Washer ...	1		3	
8205	Primary Chaincover ...	1	2	2	0
8282	Primary Chaincover Paper Washer ...	1		4	

Note.—Always quote the Model and Engine and Frame Numbers.

ENGINE UNIT, GOBLIN, TWO SPEED—Continued

Part No.	Description	No. off	Price Each		
			£	s.	d.
8368	Primary Chaincover Ball Race, S.8	1	9	6	
8284	Primary Chaincover Filler Plug	1	1	5	
8286	Primary Chaincover Filler Plug Washer	1		2	
16007	Primary Chaincover Bolt, short	2		3	
16009	Primary Chaincover Bolt, long	4		7	
17005	Primary Chaincover Bolt, Nut	5		2	
18005	Primary Chaincover Bolt Washer	11		1	
16010	Primary Chaincover Counter- sunk Screw	1		4	
8283	Chaincase Drain Plug	1		11	
8285	Chaincase Drain Plug Washer	1		2	
8317	Clutch Back Plate	1	1	8	10
8241	Clutch Back Plate Nut	1		7	
8346	Clutch Back Plate Key	1		3	
8314	Clutch Sprocket	1	17	11	
8299	Clutch Sprocket Inserts per set of	15		1	10
8316	Clutch Plate Front	1	6	11	
8322	Clutch Spring	4		6	
8321	Clutch Spring Screw	4		6	
8287	Clutch Push Rod, Plain	1	1	3	
1543	Clutch Push Rod Ball, 3/16"	1		1	
8288	Clutch Operating Mushroom..	1		11	
8218	Clutch Bracket	1	7	10	
16009	Clutch Bracket Fixing Bolt ...	2		7	
18005	Clutch Bracket Fixing Bolt Washer	2		1	
8253	Clutch Operating Lever	1	6	4	
8295	Clutch Operating Lever Pivot Pin	1		4	
1548	Clutch Operating Lever Cotter	1		1	
8294	Clutch Adjusting Screw	1		11	
17006	Clutch Adjusting Screw Nut..	1		2	
8349	Magneto Oil Seal	1	4	3	
8350	Magneto Stator Plate Washer	1		2	
16006	Magneto Stator Plate Fixing Screw	2		8	

Note.—Always quote the Model and Engine and Frame Numbers.

Guarantee

NOTICE

We do not appoint agents for the sale on our behalf of our Motor Cycles or other goods but we assign to Motor Cycle Dealers areas in which we supply to such dealers exclusively for re-sale in such areas. No such Dealer is authorised to transact any business, give any warranty, make any representation or incur any liability on our behalf.

CONDITIONS OF SALE AND GUARANTEE

We give the following guarantee with our motor cycles, motor cycle combinations and sidecars including all accessories and component parts other than tyres, saddles, chains and lighting and electrical equipment and other than accessories and component parts supplied to the order of the Purchaser and differing from those comprised in the standard specifications supplied with our motor cycles, motor cycle combinations and sidecars, but including accessories and parts supplied by way of exchange as hereinafter provided. This guarantee is given in place of any implied conditions or warranties or any liabilities whatsoever, statutory or otherwise; no guarantee except that hereinafter contained and no condition or warranty whatsoever statutory or otherwise is given or is to be implied, nor are we to be under any liability whatsoever except under the guarantee hereinafter contained. Any statement, description, condition or representation contained in any catalogue advertisement, leaflet or other publication shall not be construed as enlarging, varying or over riding anything herein contained. In the case of machines (a) which have been used for "hiring out" purposes or (b) any motor cycle and/or sidecar used for any dirt track, cinder track or grass track racing or competition (or any competition of any kind within an enclosure for which a charge is made for admission to take part in or view the competition) or (c) machines from which the trade mark, name or manufacturing number has been altered or removed or (d) any machine in which parts have been used not supplied by or approved by the motor cycle manufacturer, or (e) any machine from which the silencing system as fitted by the manufacturer has been partially or wholly removed or interfered with, no guarantee, condition or warranty of any kind statutory or otherwise is given or is to be implied nor are we to be under liability whatsoever in respect of such machines.

We guarantee, subject to the conditions mentioned below, that all precautions which are usual and reasonable have been taken by us to secure excellence of materials and workmanship, but this guarantee is to extend and be in force for six months only from date of purchase, or date of exchange in case of any accessory or part supplied by way of exchange as hereinafter provided, and damages for which we make ourselves responsible under this guarantee are limited to the free repair or supply of a new part or accessory in exchange for the part of the motor cycle, motor cycle combination or sidecar or accessory which may have proved defective. We undertake, subject to the conditions mentioned below, to make good in manner aforesaid any part or accessory covered by this guarantee which has proved defective within the said period of six months. We do not undertake to replace or refix, or bear the cost of replacing or refixing any such new part or accessory in the motor cycle, motor cycle combination or sidecar. As motor cycles, motor cycle combinations and sidecars are easily liable to derangement by neglect or misuse, this guarantee does not apply to defects caused by wear and tear, misuse or neglect.

The term "misuse" shall include amongst others the following act—The use of a motor cycle when carrying more persons or greater weight than that for which the machine was designed by the manufacturers.

We do not guarantee tyres, saddles, chains or lighting and electrical equipment, or any accessories or component parts supplied to the order of the Purchaser differing from those comprised in the standard specifications supplied with our motor cycles, motor cycle combinations or sidecars. As regards all such tyres, saddles, chains, lighting and electrical equipment, accessories and component parts, no guarantee, conditions or warranty of any kind statutory or otherwise is given or is to be implied, and we are to be under no liability whatsoever in respect thereof.

CONDITIONS OF GUARANTEE

If a defective part or accessory should be found in our motor cycles, motor cycle combinations or sidecars or in any part or accessory supplied by way of exchange as before provided, it must be sent to us **CARRIAGE PAID** and accompanied by an intimation from the owner that he desires to have it repaired or exchanged free of charge under our guarantee, and he must also furnish us at the same time with the number of the machine, the date of the purchase or the date when the alleged defective part or accessory was exchanged in the case may be.

Failing compliance with the above, such articles will lie here at **THE RISK OF THE OWNER**, and this guarantee and any implied guarantee, warranty or condition shall not be enforceable. All machines are despatched **Carriage Paid** to nearest Railway Station in Great Britain.



