


15.11.54
Norman Cycles Ltd
Cyclomaster
7

A New additional
Cyclomaster Product



Cyclemate

A new motorised bicycle incorporating the famous Cyclomaster engine in a new form with a bicycle specially designed by Norman Cycles Ltd. Both firms have applied their extensive knowledge to produce a machine which offers the highest possible quality at a very moderate price.



Some outstanding features are.—Easy accessibility for all types of service from small adjustments—to complete dismantling.

Due to position of engine between wheel centres, road shocks and vibration are minimised. The strong carrier provided enables large panniers to be fitted.

The bicycle frame is the result of two years' intensive research to provide maximum comfort with adequate strength and road-holding qualities.

Twin top tubes are used to give the machine graceful lines. Greater rigidity is obtained by carrying these tubes through to the rear chain stay ends and provides a low riding position. The frame is built of heavy gauge tubing throughout. Heavy dome section mudguards with strengthened stays provide additional rigidity and good weather protection.

TECHNICAL DETAILS

Engine—2-stroke 32 c.c. with detachable head for easy decarbonising.

Total weight—76 lbs.

Tank capacity—5½ pints petrol.

Drive—Chain with hockey-type guard for weather protection.

Ignition—Flywheel Dynamo with lighting coil.

Wheels—26 in. by 1½ in. Dunlop wired-on, rims chromium-plated, rustless spokes.

Tyres—26 in. by 2 in. Dunlop Carrier.

Brakes—Internal expanding hub type.

Throttle Control—Twist grip.

Saddle—Extra large mattress type.

Colour and finish—Completely rustproofed by the spru-granodising process, finished in attractive mid-green lustre. Usual parts chromium-plated.

Speed—20-25 m.p.h.

Fuel consumption—200 m.p.g.

*The Norman bicycle without engine can be supplied.
Price £16 (including £2 16 0 Purchase Tax).*



The Cyclemate will be sold through our nation-wide Dealer organisation and the same backing of efficient service which has maintained the Cyclemaster in the forefront of auxiliary bicycle engines will be behind Cyclemate.

44
2.16
41.4.0

PRICE £44 (including £2 16 0 Purchase Tax)

fully equipped for the road with lamps, tools, tool bag, inflator, horn, number plates and Licence holder.

CYCLEMASTER LTD.

38a ST. GEORGE'S DRIVE, VICTORIA, S.W.1

Telephone: VICToria 6312

WORKS: BYFLEET, SURREY



Cyclemate

A new motorised bicycle incorporating the famous Cyclemaster engine in a new form with a bicycle specially designed by Norman Cycles Ltd. Both firms have applied their extensive knowledge to produce a machine which offers the highest possible quality at a very moderate price.



Some outstanding features are.—Easy accessibility for all types of service from small adjustments—to complete dismantling.

Due to position of engine between wheel centres, road shocks and vibration are minimised. The strong carrier provided enables large panniers to be fitted.

Twin top tubes are used to give the machine graceful lines. Greater rigidity is obtained by carrying these tubes through to the rear chain stay ends and provides a low riding position. The frame is built of heavy gauge tubing throughout. Heavy dome section mudguards with strengthened stays provide additional rigidity and good weather protection.

EXTRACT FROM ROAD TEST REPORT BY FRANK L. FARR IN "POWER AND PEDAL," JULY, 1955

"The big factor in the excellent all-round performance of Cyclemate is its useful gearing. The engine is a good puller and the gearing is just right to strike a nice balance between comfortable cruising speed, acceleration and hill climbing."

"Ordinary main road hills could be taken without pedal assistance and it was noticeable that the engine never seemed to tire or drag."

"At 16/18 m.p.h. the engine could hardly be heard or felt and the comfort of the

machine was fully appreciated. Silencing standards are good and there was little noticeable vibration."

"Cyclamate is designed to suit that great majority of potential riders who want machines mainly for pure and simple transport purposes and count economy, reliability and ease of handling as its major virtues."

TECHNICAL DETAILS

Engine—2-stroke 32 c.c. Detachable head for easy decarbonising. Compression ratio 6.2 to 1.

The engine has a flat disc valve which controls the gas inlet to crankcase and provides a greater charge per stroke than that obtainable with usual two-stroke design. It gives excellent scavenging and a full cylinder of gas at every stroke. For this reason the 32 c.c. Cyclamate engine produces as much power as some larger two-stroke engines. The advantages of small cubic capacity are light weight, smoothness and better petrol consumption.

Tank Capacity—5½ pints petrol.

Fitted with a two-level tap so that if fuel runs out there remains a reserve sufficient to run a further 5 or 6 miles to the nearest petrol station.

Drive—Chain with hockey-type guard for weather protection. Overall gear ratio 18 to 1.

Throttle Control—Twist grip.

Ignition—Flywheel Dynamo with lighting coil.

Wheels—26 in. by 1½ in. rims chromium-plated, rustless spokes.

Tyres—26 in. by 2 in. Dunlop Carrier.

Brakes—Two internal expanding hub type.

Wheelbase—45 in. **Weight**—76 lbs.

Ground Clearance—5 in. **Saddle**—Extra large mattress type, minimum height 31 in.

Colour and Finish—Completely rust-proofed by spru-granodising process, finished in attractive mid-green lustre. Usual parts chromium-plated.

Fuel Consumption—180 m.p.g.

PRICE £48 19 8

(including £7 15 8 Purchase Tax)

Fully equipped for the road with prop stand, lamps, tools, tool bag, inflator, horn, number plates and licence holder. **EASY TERMS AVAILABLE.**



38a ST. GEORGE'S DRIVE, VICTORIA, S.W.1
WORKS: BYFLEET, SURREY

Telephone: VICTORIA 6312


The Norman Cyclamate is distributed through our nation-wide Dealer organisation and the same backing of efficient service which has maintained over 120,000 Cyclamates in this country in the forefront of auxiliary bicycle engines is behind Cyclamate.

13/11/56



Cyclemate

A motorised bicycle incorporating the famous Cyclemaster engine in a new form with a bicycle specially designed by Norman Cycles Ltd. Both firms have applied their extensive knowledge to produce a machine which offers the highest possible quality at a very moderate price.



Some outstanding features are.—Easy accessibility for all types of service from small adjustments—to complete dismantling.

Due to position of engine between wheel centres, road shocks and vibration are minimised. The strong carrier provided enables large panniers to be fitted.

Twin top tubes are used to give the machine graceful lines. Greater rigidity is obtained by carrying these tubes through to the rear chain stay ends and provides a low riding position. The frame is built of heavy gauge tubing throughout. Heavy dome section mudguards with strengthened stays provide additional rigidity and good weather protection.

EXTRACT FROM ROAD TEST REPORT BY FRANK L. FARR IN "POWER AND PEDAL"

"The big factor in the excellent all-round performance of Cyclemate is its useful gearing. The engine is a good puller and the gearing is just right to strike a nice balance between comfortable cruising speed, acceleration and hill climbing."

"Ordinary main road hills could be taken without pedal assistance and it was noticeable that the engine never seemed to tire or drag."

"At 16/18 m.p.h. the engine could hardly be heard or felt and the comfort of the

machine was fully appreciated. Silencing standards are good and there was little noticeable vibration."

"Cyclamate is designed to suit that great majority of potential riders who want machines mainly for pure and simple transport purposes and count economy, reliability and ease of handling as its major virtues."

TECHNICAL DETAILS

Engine—2-stroke 32 c.c. Detachable head for easy decarbonising. Compression ratio 6.2 to 1.

The engine has a flat disc valve which controls the gas inlet to crankcase and provides a greater charge per stroke than that obtainable with usual two-stroke design. It gives excellent scavenging and a full cylinder of gas at every stroke. For this reason the 32 c.c. Cyclamate engine produces as much power as some larger two-stroke engines. The advantages of small cubic capacity are light weight, smoothness and better petrol consumption.

Tank Capacity—5½ pints petrol.

Fitted with a two-level tap so that if fuel runs out there remains a reserve sufficient to run a further 5 or 6 miles to the nearest petrol station.

Drive—Chain with hockey-type guard for weather protection. Overall gear ratio 18 to 1.

Throttle Control—Twist grip.

Ignition—Flywheel Dynamo with lighting coil.

Wheels—26 in. by 1½ in. rims chromium-plated, rustless spokes.

Tyres—26 in. by 2 in. Dunlop Carrier.

Brakes—Two internal expanding hub type.

Wheelbase—45 in. **Weight**—76 lbs.

Ground Clearance—5 in. **Saddle**—Extra large mattress type, minimum height 31 in.

Colour and Finish—Completely rust-proofed by sprae-granodising process, finished in attractive mid-green lustre. Usual parts chromium-plated.

Fuel Consumption—180 m.p.g.

PRICE £46 12 3

(including Purchase Tax)

Fully equipped for the road with prop stand, lamps, tools, tool bag, inflator, horn, number plates and licence holder,

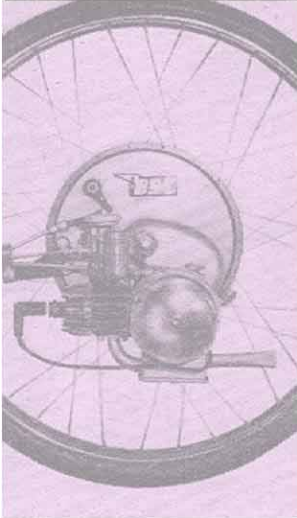
Cyclamate 
LIMITED

SALES DEPT., 154 SHEPHERDS BUSH RD., LONDON, W.6.
WORKS: BYFLEET, SURREY

Telephone: Riverside 3149

The Norman Cyclamate is distributed through our Dealer organisation and the same backing of efficient service which has maintained over 120,000 Cyclamates in this country in the forefront of auxiliary bicycle engines is behind Cyclamate.

IceniCAM Information Service



www.icenicam.org.uk