

“SCOTT” CYC-AUTO
1943
— SPARE PARTS BOOK —

THE CYC-AUTO WORKS CO.,
381 UXBRIDGE ROAD,
WEST ACTON,
LONDON, W.3.

ENGINE GROUP

PART NO.	DESCRIPTION
1	Cylinder
2	Compression Release Body
3	Washer for ditto
4	Valve
5	Spring
6	Spring Cap
8	Peg for ditto
9	Frame Fixing Bolt
10	Frame Fixing Nut
11	Spring Washer for ditto
13	Exhaust Flange Washer
14	Silencer Fixing Stud
15	Nut for ditto
16	Spring Washer
17	Carburettor Stub
301	Crank Case Forward Half
302	Crank Case Rear Half
303	Crank Case Stud (Long)
304	Nut for Stud
305	Spring Washer for ditto
306	Stud for Crankcase and Cylinder
307	Nut for ditto
308	Crankcase to Cylinder Packing
309	Bronze Bush for Crankcase Forward Half
310	Bronze Bush for Crankcase Rear Half
311	Washer for Drain Plug
312	Drain Plug
313	Crankcase Stud for Stator
314	Nut for ditto
315	Washer for ditto
316	Crankcase Stud (Short)
401	Crank Forward End
402	Crank Rear End
403	Crank Pin
404	Ball Bearing R.L.6. Self Aligning (Front)
405	Ball Bearing R.L.S.6. Rigid (Rear)
407	Flywheel Nut
408	Flywheel Key
409	Withdrawal Plate
410	Withdrawal Screw
501	Connecting Rod Comp with Bush
502	Connecting Rod small end Bush
504	Connecting Big End Rollers. Per set. 12
601	Piston
602	Piston Rings
604	Gudgeon Pin
605	Gudgeon Pin Circlips

CLUTCH GROUP

PART NO.	DESCRIPTION
3101	Clutch Driving Flange
3102	Thrust Ball Race
3103	Thrust Ball Race Balls
3104	Circlip for Flange
3105	Clutch Spring
3106	Clutch Withdrawal Sleeve
3107	Clutch Drive Lock Nut
3108	.. Drive Lock Nut Lock Screw
3109	.. Drive Lock Bush
3110	.. Friction Rings
3111	.. Plate (Large)
3112	.. Plate (Small)
3113	.. Driver Member
3114	.. Driving Flange Key
3115	.. Housing
3117	.. Brake Lining
3118	Rivets for ditto
3119	Clutch Withdrawal Yoke
3120	Bush for ditto
3122	Clutch Thrust Ring
3123	Fulcrum Pin for ditto
3124	Clutch Operating Lever
3128	.. Operating Lever Locking Screw
3129	Spring Washer for ditto
3130	Nut for ditto
3132	Clutch Driving Shaft
3135	.. Driving Shaft Bush

SILENCER GROUP

PART NO.	DESCRIPTION
1401	Aluminium Exhaust Silencer
1402	Plug for ditto
1403	Washer for Silencer Plug
1404	Exhaust Pipe Bolt (Right or Left)
1405	Nut for ditto
1406	Spring Washer
1411	Tubular Silencers (Right or Left)
1412	Tubular Silencers Fixing Strap
1413	Stud for Aluminium Silencer. 1401
1414	Nut for ditto
1415	Spring Washer for ditto
1416	Fixing Strap for Silencer
1417	Bolt for Fixing Strap. 1412
1418	Nut for ditto
1419	Spring Washer for ditto

CARBURETTOR GROUP

PART NO.	DESCRIPTION
1546	Amal Carburettor and Control
1547	Carburettor Clamp
1548	Carburettor Clamp Screw
1549	Throttle Lever
1550	Throttle Lever Body
1551	Throttle Lever Bush
1552	Clip Body
1553	Control Spring Washer
1554	Control Cap
1555	Base and Clip
1556	Clip Screw
1557	Clip Screw Nut
1558	Throttle Cable complete
1561	Carburettor Body
1562	Float Chamber Cover
1563	Tickler
1564	Tickler Bush
1565	Tickler Spring
1566	Tickler Cotter Pin
1567	Cork Washer
1568	Float and Needle
1569	Jet Chamber Plug
1570	Jet Chamber Plug Fibre Washer
1572	Air Filter (Gauze Type)
1576	Throttle
1577	Throttle Spring
1578	Throttle Chamber Cap
1579	Throttle Cable Adjuster and Nut
1581	Jet Chamber Plug Screw and Washer
1582	Throttle Valve Guide Screw
1584	Needle Adjusting Washer
1585	Strangler Pull Rod
1586	Strangler Shutter
1587	Strangler Shutter Pin
1588 Split Pin
1589 Frame Clip and Cable Holder
1590 Clip Bolt
1591 Nut
1592 Pull Rod Friction Spring
1593	Taper Needle
1594	Needle Jet No. 1075
1595	Main Jet. No. 55
1596	Jet Key

FLYWHEEL MAGNETO GROUP

PART NO.	DESCRIPTION
1600	Magneto, complete
1601	Flywheel or Roter
1602	Core Group
1603	Core Screw
1604	Lock Washer for ditto
1605	Coil Assembly
1606	Coil Wedge or Dowel Peg
1607	Condenser
1608	" Connection Nut
1609	" " Lock Washer
1610	" Clamp Screw
1612	Breaker Arm Group
1613	" " Spring
1614	" " Pivot Bushing
1615	" " Spring Clip
1616	" " Clamp Washer
1617	" " Screw Lock Washer
1618	Fixed Contact
1619	" " Washer
1620	" " Insulating Bush
1621	" " " Washer
1622	" " Lock Washer
1623	" " Nut
1624	Breaker Connecting Strip
1625	" Plate
1626	" " Clamp Screw
1627	Lock Washer for ditto
1628	Breaker Plate Washer
1629	Lead Wire with Terminal
1630	Cam
1631	Stator Plate and Breaker Arm Pivot
1632	Lead Wire Rubber Grommit
1633	Eccentric Adjusting Screws
1203	Rubber Grommit in Front Crankcase
1643	Spark Plug

FRAME GROUP

PART NO.	DESCRIPTION
1704	Frame 19"
1722	Crown Race
1723	Bottom Cup in Steering Head
1724	" " Balls. 3/16" 22 per set

FRAME GROUP—(cont.)

PART NO.	DESCRIPTION
1725	Top Race in Steering Head
1726	Top Cup Screws on Fork
1727	" Balls 5/32" 25 per set
1732	Seat Stay (Right or Left Hand)
1733	" Lug Bolt and Washer, 5/16" B.S.F. 2½"
1734	" Stay Distance Piece
1735	" " Bottom End Bolt and Nut
1736	Rear Stand
1739	" " Pivot Screw
1740	" " " " Washer
1744	" " Spring Clip
1746	Spring Clip Wing Nut Bolt and Spring
1747	" " Bolt and Nut

SPRING FORK GROUP

PART NO.	DESCRIPTION
1759	Spring Fork complete
1760	Girder complete
1761	Girderside (Right Hand)
1762	" (Left Hand)
1763	Centre Girder Bracket Casting
1764	Column
1765	" Lock Nut
1773	Top Spindle
1774	Bottom Spindle
1775	Nut for Top or Bottom Spindle
1776	Washer for Top or Bottom Spindle
1777	Top Link
1778	Bottom Link
1779	Fork Spring
1780	Spring Bolt (Short) and Nut
1781	" " (Long) "
1782	Grease Nipple
1786	Bolt for Brake Anchorage
1787	Nut for ditto
1788	Distance Piece
1789	Lock Washer
1790	Lamp Bracket
1791	Bolt for ditto, ½" x ½" B.S.F.
1792	Nut for ditto, ½" B.S.F.
1793	Lock Washer, ½" Shakeproof
1794	Bolt for Top Clip
1795	Nut for ditto

CARRIER GROUP

PART NO.	DESCRIPTION
1801	Carrier
1803	" Support
1810	Rear Mudguard Bridge Screw
1811	Washer for ditto
1812	Power Chain Guard
1813	" " " Front Support
1814	Bolt for ditto
1815	Lock Washer
1816	Rear Support
1817	" " Bolt
1818	" " " Nut
1819	Lower Front Support Bolt
1820	Nut for ditto
1835	Front Mudguard and Rear Stay
1836	Front Stay for ditto
1837	Bracket for Front Number Plate
1838	Bolt for ditto
1839	Nut
1840	Rear Mudguard
1841	Stay for ditto
1842	Front Number Plate
1843	Rear Number Plate
1844	Bolt
1845	Nut
1846	Washer
1847	Hexagon Support Front Guard
1848	Nut $\frac{1}{2}$ " B.S.F. for ditto
1849	Washer $\frac{1}{2}$ " for ditto
1850	Front Number Plate Screw
1851	Nut for ditto
1852	Mudflaps

HANDLEBAR GROUP

PART NO.	DESCRIPTION
1901	Handlebar complete, Two Brake Levers
1903	Grips
1904	Handlebars less Fittings,
1911	Release Valve Lever complete
1921	Cable for Release Valve
1936	Expander Bolt
1937	Expander Nut
1938	Washer for ditto
1948	Front Brake Cable
1949	Rear Brake Cable
1950	Clutch or Brake Levers complete
1951	Lever Saddle
1952	Bolt for ditto

HANDLEBAR GROUP—(cont.)

PART NO.	DESCRIPTION
1953	Nut
1954	Clip
1955	Clip Screw
1956	Clip Screw Nut
1957	Clutch Cable and Adjuster
1958	Adjuster
1959	Adjuster Lock Nut

LAMPS

PART NO.	DESCRIPTION
2002	Head Lamp
2003	Body Assembly
2004	Front Clasp Assembly
2005	Reflector less, Bulb Holder
2006	Main Bulb Holder
2007	Pilot Bulb Holder
2008	Main Bulb 6v. 3w.
2009	Pilot Bulb, 4v. 3a.
2010	Front Rim Assembly, less Glass
2011	Glass
2012	Tail Lamp complete
2013	Fixing Plate, 3 holes
2014	Body Clip
2014A	" " Bolt Nut and Washer
2015	Fixing Screws
2016	" " Nuts
2020	Tail Lamp Bulb, 3.5v. .15a.
2021	Lantern and Ruby Reflector
2022	Tail Lamp Bulb Holder
2023	Dynamo, complete with Bracket
2024	" Bracket on Seat Stay
2025	Bolt for ditto
2026	Nut
2027	Lock Washer
2028	Earth Wire Head Lamp to Frame
2029	Dynamo Bolt
2030	" Nut
2031	Terminal Screw
2032	Spring
2033	" Catch
2034	Spring Nut
2035	" " Cotter Pin

PETROL GROUP

PART NO.	DESCRIPTION
2101	Petrol Tank with Oil Measure and Filler Cap
2102	Petrol Tank only
2103	Oil Measure and Filler Cap
2104	Washer
2106	Petrol Tap
2107	Fibre Washer for Petrol Tap
2109	Petrol Pipe
2110	" " Union
2111	" " " Nut
2114	Rubber Tee
2116	Tank and Carrier Bolt, $\frac{1}{4}$ " B.S.F $\frac{1}{4}$ "
2117	Lock Washer
2118	Nuts
2122	Filter for Petrol Tap
2123	Cork Seat for Petrol Tap

SADDLE GROUP

PART NO.	DESCRIPTION
2202	Saddle Pillar
2207	Tool Bag
2208	Box Spanners
2211	Pump and Connection
2215	Saddle
2216	Spring
2217	Coil Spring
2219	Cylinder Stud Spanner
2220	Cone Spanner
2228	Bells
2229	Grease Guns

TRANSMISSION GROUP

PART NO.	DESCRIPTION
2301	Bracket Shell Cover
2302	Bracket Shell
2305	" " Cover Joint
2306	" " Screw
2307	" " Lock Washer
2307A.	" " Fibre Washer
2308	Worm Wheel
2309	" " Centre
2310	" " Cones
2310A.	" " Distance Washer
2311	" " Cup
2312	Cup Felt Rings
2313	$\frac{1}{4}$ " Steel Balls. Set of 40.
2314	Adjusting Shims
2315	Cup Lock Plate
2315A.	" " " Distance Piece
2316	" " " Screw 2BA $\times \frac{3}{8}$ "
2317	" " " Lock Washer $\frac{3}{16}$ "

TRANSMISSION GROUP—(cont.)

PART NO.	DESCRIPTION
2318	Crank Axle
2319	" " Bush
2320	Vee-point Plunger
2321	Locking Plunger
2322	Plunger Spring
2323	Worm Shaft
2324	" " Front Bush
2325	" " Cork Ring $1.1/32" \times \frac{3}{4}" \times 3/32"$
2326	" " " " " " Washer
2328	" " Nut $\frac{3}{4}"$
2330	Thrust Race Housing
2331	" " " " Joint
2332	" " " " Cap
2333	" " " " " " Joint
2334	" " " " " " Bush
2335	" " " " " " Screw. B.S.F. $\frac{1}{4}" \times \frac{1}{4}"$
2336	" " " " " " Lock Washer
2337	Ball Thrust Washer. W. $\frac{1}{4}"$
2338	Power Chain Sprocket
2339	" " " " " " Circlip
2340	" " " " " " Fibre Washer
2341	Clutch Housing Clamp Bolt. $\frac{1}{4}" \times 1\frac{1}{4}"$
2342	Nut for ditto
2347	Pedals
2349	Chains, 112 pitches $\times \frac{1}{8}" \times 3/16"$
2350	Connecting Link
2351	Chain Adjuster Cap and Nut
2352	Chain Wheel and Crank
2353	Left-hand Crank
2354	Cotter Pin Washer and Nut
2355	Dipstick

FRONT WHEEL GROUP

PART NO.	DESCRIPTION
2410	Spindle Washer, $\frac{3}{8}" \times \frac{7}{8}" \times 1/16"$
2412	Rim, 36 holes
2413	Short Spokes, $18g \times 10, 3/16"$ with Nipples and Washers
2414	Long Spokes, $18g \times 10, 11/16"$ with Nipples and Washers
2451	Hub Lubricators
2452	Free Wheel, $18T \times \frac{1}{2}" \times 3/16"$ wide
2453	Cable Clip
2454	Cover, $26" \times 2" \times 1\frac{1}{4}"$
2455	Tubes, $26" \times 2" \times 1\frac{1}{4}"$
2456	Tape
2457	Wood's Valves
2458	Valve Caps
2459	Rim Nuts
2460	Plug Nuts
2463	Front Wheel
2464	Brake Plate with Anchor Arm, Cam Bush and Fulcrum Pin
2465	Brake Shoes
2466	" " Spring

FRONT WHEEL GROUP—(cont.)

PART NO.	DESCRIPTION
2467	Hub Shell and Drum
2468	Brake Cam Bush
2469	Brake Cam complete
2471	Cable Ball Nipple
2472	.. Adjuster
2473	Fulcrum Pin
2474	Felt Washer
2475	Steel Washer for Felt
2476	Hub End Cap
2477	Hub Cups
2478	Spindle Collar
2479	Cone Lock Nut
2480	Side Plate Lock Nut
2481	Adjusting Cone
2482	Fixed Cone
2483	Spindle only
2484	Spindle complete
2485	Anchorage Arm

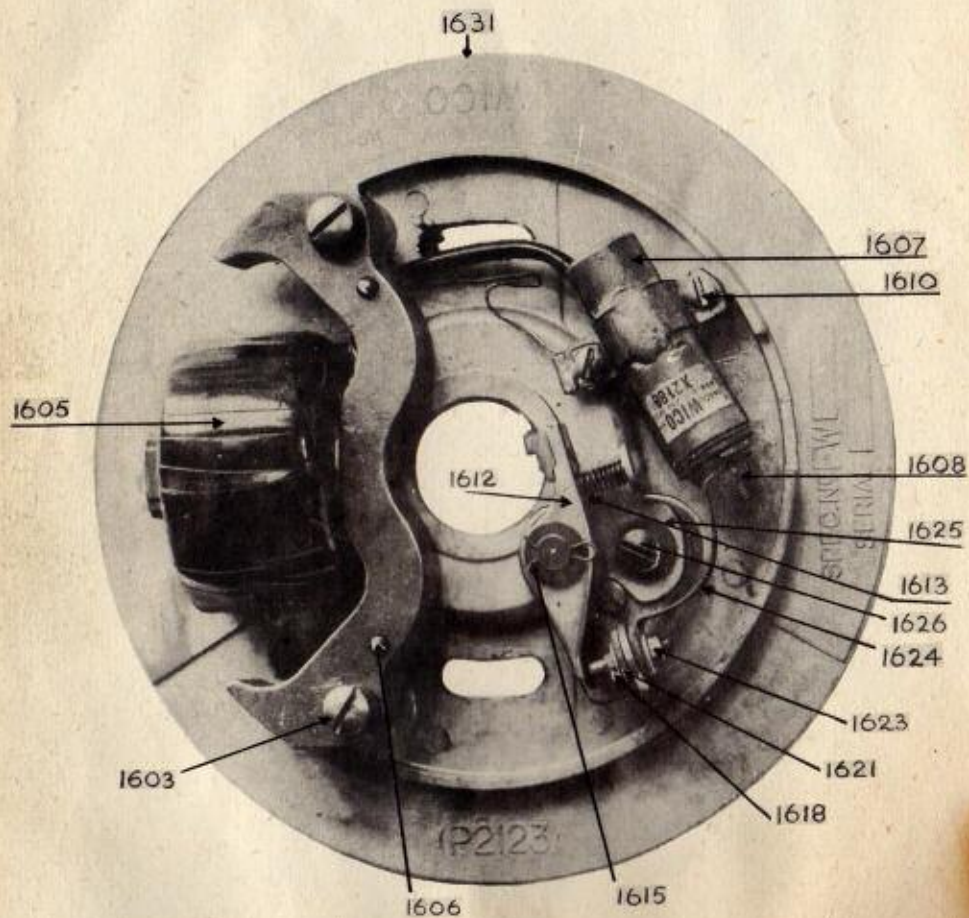
REAR WHEEL GROUP

PART NO.	DESCRIPTION
2487	Rear Wheel
2488	Brake Plate, fitted with Anchor Arm Cam Bush and Fulcrum Pin
2489	Cable Stop and Washer
2490	Cable Adjuster and Nut
2491	Cable Ball Nipples
2492	Break Cam Complete
2493	Brake Cam Lever
2494	Shackle and Pin for Cam Lever
2495	Brake Shoes with Linings
2495A	Brake Linings
2495B	Rivets
2496	Brake Shoe Springs
2497	Hub Shell and Drum
2498	Spindle only
2499	Fixed Cones
2500	Adjusting Cones
2501	Lock Nut
2502	Spindle Nut
2503	Extending Piece
2504	Distance Piece
2505 Nut
2506	Ball Bearings, $\frac{1}{4}$ " diam.
2507	Dust Caps
2508	Felt Washer
2509	Hub Cups
2510	Steel Washer for Felt
2511	Anchorage Clip with Pin and Nut
2512	Fulcrum Pin
2513	Chain Ring
2514	Spindle Nut Washer, $13/32$ " x $\frac{7}{8}$ " x $1/16$ "

FRAME LUGS AND TUBES

PART NO.	DESCRIPTION
2600	Steering Head
2601	Engine Supporting Lug
2602	Lug for Top and Cross Tube
2603	Lug for Seat and Cross Tube
2604	Chain Stay Bridge
2605	Lug for Seat Pillar
2606	Top Tube
2607	Engine Supporting Tube
2608	Cross Tube
2609	Seat Tube
2610	Seat Stay
2611	Distance Tube at Bridge
2612	Tube between Fork End and Bridge
2613	Stand Tube
2614	Fork End (Right)
2615	Fork End (Left)
2616	Stand Arm (Right)
2617	Stand Arm (Left)
2618	Stand Rod
2619	Tank Plates
2620	Chain Guard Support
2621	Silencer Supports





1556



1557



1555



1555



1551



1549



1554



1550



1553



1555



1572



1586



1587



1596



1558



1563

1562



1568



1561

1581

1582



1594



1595



1570



1569

1579



1579



1584



1593



1577



1576



1548



1547



1567

1411 L



1413

1401




1403

1402

1404 L

1404 R




1416

1411 R



1795 1794



1766

1764

1722




1765

1726

1725


1723



1773




1777



1765

1762



1774



1778



1795



1760

1761



1779




1790


1801



1803



1842



1847

* 1836

1835


1841



1744



1840




1843



1812





2003

2004





2006



2028



2007



2012




2015



2021



2013



2023




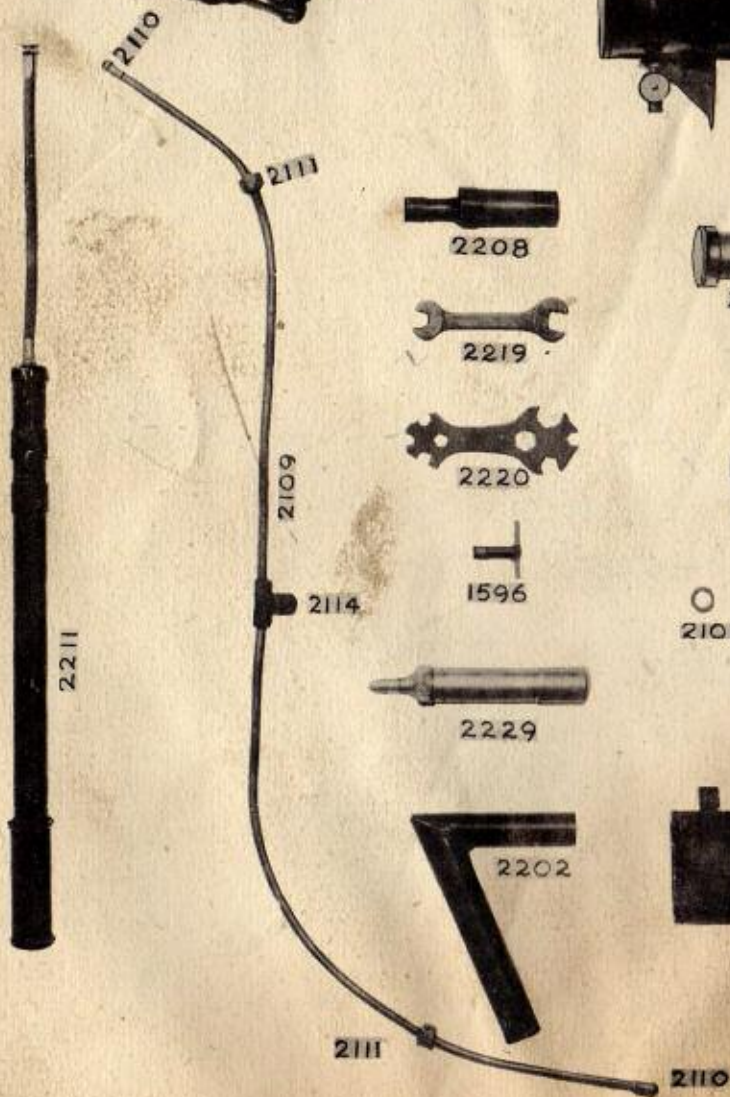

2022



2014



2014A



2207



2305



2305



2301



2352




2308



2310



2310A



2342 2341



2331

2317



2315

2315A



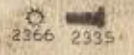
2316



2339



2321



2366 2335



2333



2312



2311



2309



2322



2313



2354



2355




2328



2329



2323



2318



2328



2326



2325




2324



2334



2330



2319



2337



2332



2347



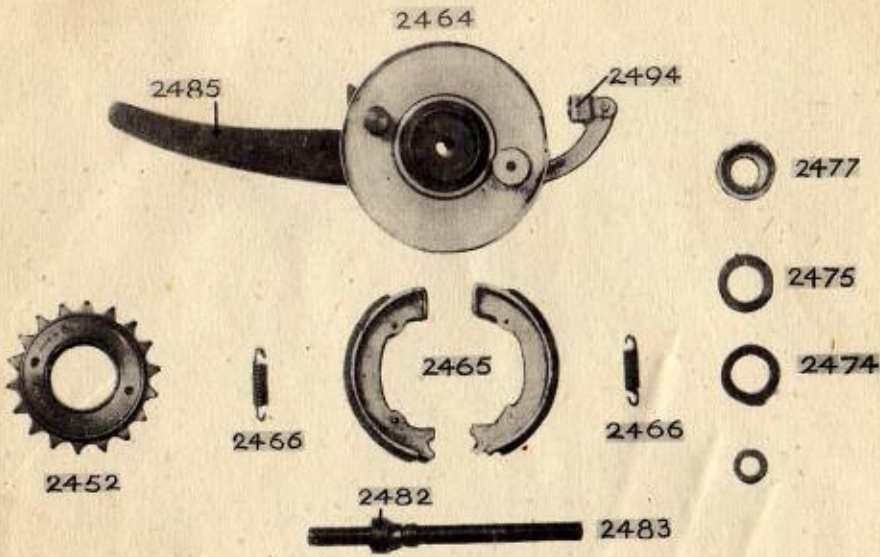
2348



2349



2351



- 2509
- 2510
- 2508
- 2504

- 2502
- 2501
- 2500
- 2505
- 2502



IMPORTANT.

WHEN ORDERING SPARES PLEASE STATE:

1. ENGINE NUMBER.
2. QUANTITY REQUIRED.
3. DESCRIPTION.
4. PART NUMBER.

EXAMPLE:

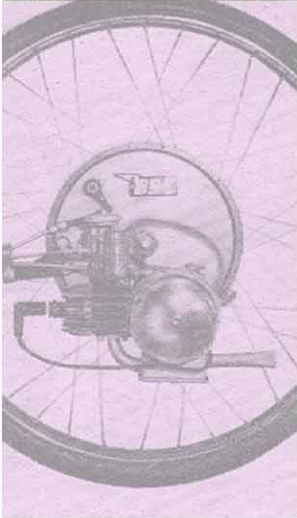
ENGINE No. J2498.

2 PISTON RINGS, No. 602.

6 COIL ASSEMBLY, No. 1605.

12 LOCK WASHERS, No. 1815.

IceniCAM Information Service



www.icenicam.org.uk