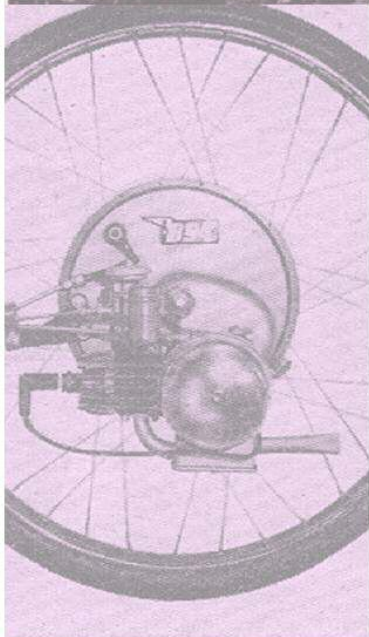


IceniCAM Information Service



C0306H

All prices in this list are increased by 10% as from April 1st. 1939, and are subject to alteration without previous notification.

CYC-AUTO 1939 SPARES PARTS BOOK

PRICE 1s. 6d. Post Free.

THE CYC-AUTO WORKS CO.,
381 UXBRIDGE ROAD,
WEST ACTON,
LONDON, W.3.

ENGINE GROUP

PART NO.	DESCRIPTION	PRICE			
		£	s	d.	
1	Cylinder	1	9	6	Each
2	Compression Release body				
3	Washer for ditto				
4	Valve	1			
5	Spring				
6	Spring Cap				
8	Peg for ditto				
9	Frame fixing Bon				
10	Nut				
11	Spring Washer for ditto				
13	Exhaust Flange Washer				
14	Silencer Fixing Stud				
15	Nut for ditto				
16	Spring Washer				
17	Carburettor Stud				
301	Crank Case Forward Half	1	0	0	
302	Rear	1	5	0	
303	Stud Long				
304	Nut for Stud				
305	Spring Washer for ditto				
306	Stud for Crankcase and Cylinder				
307	Nut for ditto				
308	Crankcase to Cylinder Packing				
309	Bronze Bush for Crankcase Forward Half	1	0		
310	Rear	1	0		
311	Washer for Drain Plug				
312	Drain Plug				
313	Crankcase Studs (Stator)				
314	Nut for ditto				
315	Washer for ditto				
316	Crankcase Stud (Short)				
401	Crank Forward end	12	6		
402	Rear	12	6		
403	Crank Pin	4	0		
404	Ball Bearing R.L.6	9	6		
405	R.L.S.6	9	6		
407	Flywheel Nut				
408	Key				
409	Withdrawal Plate	1	6		
410	Screw				
501	Connecting Rod comp with Bush	10	0		
502	Small end Bush	1	6		
504	Big end Rollers	1	6		Per set
601	Piston	12	0		Each
602	Piston Rings	1	6		
604	Gudgeon Pin	1	6		
605	Circlip				
606	Spacing Washer				
606A	"				

CLUTCH GROUP

PART NO.	DESCRIPTION	PRICE			
		£	s	d	
3101	Clutch Driving Flange	£	6	0	Each
3102	Thrust Ball Race			9	

CLUTCH GROUP—(cont.)

PART NO.	DESCRIPTION	PRICE			
		£	s.	d.	
3103	Thrust Ball Race Balls			6	Per set
3104	Circlip for Flange			2	Each
3105	Clutch Spring			9	"
3106	" Withdrawal Sleeve	3	9		"
3107	" Drive Lock Nut	3	0		"
3108	" " " Lock Screw			8	"
3109	" " " Bush			8	"
3110	" Friction Rings			10	"
3111	" Plate Large			5	"
3112	" " Small			5	"
3113	" Driver Member	7	6		"
3114	" Driving Flange Key			2	"
3115	Clutch Housing	7	6		"
3117	" Brake Lining	1	0		"
3118	Rivets for ditto			3	Per set
3119	Clutch Withdrawal Yoke	6	0		Each
3120	Bush for ditto			9	"
3122	Clutch Thrust Ring	5	0		"
3123	Fulcrum Pin for ditto			1	"
3124	Clutch Operating Lever	2	0		"
3128	" " " Locking Screw			3	"
3129	Spring Washer for ditto			1	"
3130	Nut for ditto			1	"
3132	Clutch Driving Shaft	9	0		"
3135	" " " Bush			1	"
	Engine complete with Flywheel, Magneto, Clutch and Carburettor	9	10	0	"

SILENCER GROUP

PART NO.	DESCRIPTION	PRICE			
		£	s.	d.	
1401	Aluminium Exhaust Silencer	12	6		Each
1402	Plug for ditto			6	"
1403	Washer for Silencer Plug			1	"
1404 <i>L. or R.</i>	Exhaust Pipe Bolt			3	"
1405	Nut for ditto			1	"
1406	Spring Washer			1	"
1411 <i>L. or R.</i>	Tubular Silencer	8	6		"
1412	" " Fixing Strap			9	"
1413	Stud for Aluminium Silencer, 1401			2	"
1414	Nut for ditto			1	"
1415	Spring Washer for ditto			1	"
1416	Fixing Strap for Silencer			8	"
1417	Bolt for Fixing Strap, 1412			3	"
1418	Nut for ditto			1	"
1419	Spring Washer for ditto			1	"

CARBURETTOR GROUP

PART NO.	DESCRIPTION	PRICE				
		£	s.	d.		
1546	Amal, Carburettor and Control	1	8	6	Each	
1547	Carburettor Clamp			1	4	"
1548	" " Screw				6	"

CARBURETTOR GROUP—(cont.)

PART NO.	DESCRIPTION	PRICE			Each
		£	s.	d.	
1549	Throttle Lever	1	6		Each
1550	" " Body	1	0		"
1551	" " Bush		2		"
1552	Clip Body		6		"
1553	Control Spring Washer		2		"
1554	" Cap		9		"
1555	Base and Clip	1	6		"
1556	Clip Screw		3		"
1557	" " Nut		2		"
1558	Throttle Cable complete	2	3		"
1561	Carburettor Body	12	6		"
1562	Float Chamber Cover	2	6		"
1563	Tickler		7		"
1564	" Bush		7		"
1565	" Spring		2		"
1566	" Cotter Pin		1		"
1567	Cork Washer		2		"
1568	Float and Needle	2	6		"
1569	Jet Chamber Plug	1	0		"
1570	" " Fibre Washer		2		"
1571	Jet 1065 or 1075	1	9		"
1572	Air Filter (Gauze Type)	1	6		"
1576	Throttle (State No.)	2	6		"
1577	" Spring		3		"
1578	" Chamber Cap	1	6		"
1579	" Cable Adjuster		4		"
1581	Jet Chamber Plug Screw and Washer		3		"
1582	Throttle Valve Guide Screw		2		"
1583	Needle (Parallel)	1	3		"
1584	" Adjusting Washer		6		"
1585	Strangler Pull Rod		6		"
1586	" Shutter		6		"
1587	" " Pin		2		"
1588	" " Split Pin		1		"
1589	" Frame Clip & Cable Holder	1	0		"
1590	" " Bolt		3		"
1591	" " " Nut		1		"
1592	" Pull Rod Friction Spring		2		"
1593	Taper Needle	1	3		"
1594	Needle Jet, No. 107	1	9		"
1595	Main Jet, No. 55		9		"
1596	Jet Key	1	6		"

FLYWHEEL MAGNETO GROUP

PART NO.	DESCRIPTION	PRICE			Each
		£	s.	d.	
1600	Magneto complete	3	10	0	Each
1601	Flywheel or Rotor	1	11	3	"
1602	Core Group		3	2	"
1603	Core Screw			2	"
1604	Lock Washer for ditto			2	"
1605	Coil Assembly	10	0		"
1606	Coil Wedge			2	"
1607	Condenser		4	7	"

FLYWHEEL MAGNETO GROUP—(cont.)

PART NO.	DESCRIPTION	PRICE			Each.
		£	s.	d.	
1608	Condenser Connection Nut			2	Each.
1609	" " " Lock Washer			2	"
1610	" Clamp Screw			2	"
1611	Lock Washer for ditto			2	"
1612	Breaker Arm Group	5	0		"
1613	" " Spring			6	"
1614	" " Pivot Bushing			2	"
1615	" " Spring Clip			6	"
1616	" " Clamp Washer			2	"
1617	" " Clamp Screw Lock Washer			2	"
1618	Fixed Contact	2	6		"
1619	" " Washer			2	"
1620	" " Insulating Bush			2	"
1621	" " " Washer			2	"
1622	" " Lock Washer			2	"
1623	" " Nut			2	"
1624	Breaker Connecting Strip			5	"
1625	" Plate	2	1		"
1626	" " Clamp Screw			2	"
1627	Lock Washer for ditto			2	"
1628	Breaker Plate Washer			2	"
1629	Lead Wire with Terminal	1	3		"
1630	Cam	4	2		"
1631	Stator Plate & Breaker Arm Pivot	6	3		"
1632	Lead Wire Rubber Grommit			5	"
1203	Rubber Grommit in Forward Crank Case			5	"
1643	Spark Plug	5	0		"

FRAME GROUP

PART NO.	DESCRIPTION	PRICE			Each
		£	s.	d.	
1703	21" Frame with top Bar	2	10	0	Each
1704	19" Frame open	2	10	0	"
1705	Carrier Frame	3	0	0	"
1706	" Basket		12	6	"
1707	" Name Plate		2	0	"
1708	" " " Clip and Screw			3	"
1711	Front Forks (Standard models)		8	6	"
1712	" " (Carrier model)		8	6	"
1713	Girders for ditto, right or left		3	0	"
1722	Crown Race			9	"
1723	Bottom Cup in Steering Head			6	"
1724	" " Balls 3/16", 22 per set			6	Per set
1725	Top Race in Steering Head			6	"
1726	" Cup Screws on Fork	1	2		Each
1727	" " Balls 5/32", 25 per set			6	Per set
1728	Lamp Bracket			9	Each
1729	" " Distance Washer			3	"
1730	Domed Lock Nut			6	"
1731	Seat Stay R. and L. Hand Top Bar Frame	5	8		Per pair
1732	" " R. and L. Hand Open Frame	5	8		"
1733	" " Lug Bolt and Washer, 5/16" B.S.F. × 2½"			4	Each

FRAME GROUP—(cont.)

PART NO.	DESCRIPTION	PRICE			Each
		£	s.	d.	
1734	Seat Stay Distance Piece			3	
1735	" " Bottom End Bolt and Nut			3	"
1736	Rear Stand	8	0		"
1739	" " Pivot Screw, $\frac{1}{4}$ " B.S.F. \times $\frac{5}{8}$ "			2	"
1740	" " " Washer, $9/32$ " \times $9/16$ " \times $1/16$ "			1	"
1744	" " Spring Clip	1	6		"
1746	Spring Clip Wing Nut Bolt and Spring			6	"
1747	Spring Clip Bolts and Nuts, 2" B.A. \times $\frac{3}{8}$ "			2	"
1748	Spring Fork complete	1	2	6	"
1749	Crown Outer Tubes and Column			8	6
1750	Inner Tube			2	6
1751	Stud for Inner Tube	1	6		"
1752	Blind Nut for ditto			6	"
1753	Washer			2	"
1754	Rubber Washer			3	"
1755	Spring			9	"
1756	Outer Tube Lock Rings	1	0		"
1757	Grease Nipples			3	"
1758	Top Bridge	1	9		"

CARRIER GUARDS & NO. PLATES

PART NO.	DESCRIPTION	PRICE			Each
		£	s.	d.	
1801	Carrier	1	6		
1802	" Straps			3	"
1803	" Supports			9	"
1804	Front Mudguard	2	6		"
1805	" " Lug			6	"
1806	" " Screw			2	"
1807	Washer for ditto			1	"
1804	<i>D.L.</i> Front Mudguard de-Luxe	3	0		"
1805	<i>D.L.</i> " " Lug de-Luxe			9	"
1806	<i>D.L.</i> Bolt for ditto			2	"
1806A	<i>D.L.</i> Nut for Front Mudguard Lug Bolt			1	"
1807	<i>D.L.</i> Washer			1	"
1808	Rear Mudguard	3	0		"
1809	" " Stays			3	"
1810	" " Bridge Screw			1	"
1811	Washer for ditto, $9/32$ " \times $9/16$ " \times $1/16$ "			1	"
1812	Power Chain Guard	3	0		"
1813	" " Front Support			3	"
1814	Bolt for ditto			1	"
1815	Lock Washer			1	"
1816	Rear Support			2	"
1817	" " Bolt			1	"
1818	" " Nut			1	"
1818A	Lower Front Support Bolt			3	"
1818B	Nut for ditto			1	"
1819	Pedal Chain Guard	3	0		"
1820	Front Support			3	"
1821	" " Bolt			1	"
1822	" " " Nut			2	"
1823	Rear Bolt			1	"
1824	" " Nut			1	"
1825	Washer, $9/32$ " \times $9/16$ " \times $1/16$ "			1	"

CARRIER GUARDS AND NO. PLATES—(cont.)

PART NO.	DESCRIPTION	PRICE			Each
		£	s.	d.	
1826	Rear Number Plate	1	6		Each
1827	Lug to Carrier R.H.		2		"
1828	" " " L.H.		2		"
1829	Bottom Bracket		4		"
1830	Front Number Plate		9		"
1831	" " " Carrier on Mudguard		6		"
1832	Screws for ditto		1		"
1833	Nuts		1		"

HANDLE BARS & LICENCE HOLDER

PART NO.	DESCRIPTION	PRICE			
		£	s.	d.	
1901	De-Luxe H. Bar complete, two Inverted Levers, Release Valve Lever and Cables (Black or Chrome)	1	4	6	Each
1902	Standard H. Bar complete, Front Brake, Release Valve, Lever and Cable (Black or Chrome)	16	0		"
1903	Rubber Grips	1	6		Per pair
1904	Handle Bars less Fittings (Black or Chrome)	7	6		Each
1905	Release Valve Lever		8		"
1906	Saddle		3		"
1907	Screw		1		"
1908	Nut		1		"
1909	Clip		6		"
1910	" Screw and Nut		6		"
1910A	Fulcrum Pin for Cable Nipple		1		"
1911	Release Valve Lever complete	2	6		"
1921	Cable	1	4		"
1922	Spring Box and Clip		8		"
1923	" " Screw		2		"
1924	" " " Nut		1		"
1925	Brake Plunger		4		"
1926	" " Spring		2		"
1927	Connecting Rod		3		"
1928	Shoe	1	0		"
1929	Draw Bolt		3		"
1930	" " Nut		2		"
1931	Guide Clip Strap and Screws (right or left)		6		"
1932	" " " Screws		2		"
1933	Nuts for ditto		1		"
1934	Brake Block Carrier, Bolt Nut and Washer (right or left)		6		"
1935	Brake Block		6		Per pair
1936	Expander Bolt		9		Each
1937	" Nut		3		"
1938	" Washer		1		"
1939	Licencer Holder (Black or Chrome)	1	6		"
1940	" " Back and Bracket		6		"
1941	Glass		3		"
1942	Front for ditto		6		"
1943	Rubber Joint		2		"
1944	Inverted Levers (right or left) with Socket		6		"
1945	Socket Grub Screw		2		"
1946	Lever Bolt		3		"
1947	" " Nut		1		"

HANDLE BARS AND LICENCE HOLDER—(cont.)

PART NO.	DESCRIPTION	PRICE			Each
		£	s.	d.	
1948	Front Brake Cable, de-Luxe		2	6	"
1949	Rear Brake Cable, de-Luxe		3	6	"
1950	Clutch Lever complete		1	6	"
1951	" " Saddle			10	"
1952	Bolt for ditto			3	"
1953	Nut			1	"
1954	Clip			6	"
1955	Clip Screw			2	"
1956	" " Nut			1	"
1957	Clutch Cable and Adjuster		3	6	"
1958	Adjuster			6	"
1959	Adjuster Lock Nut			1	"

LAMPS AND DYNAMO GROUP

PART NO.	DESCRIPTION	PRICE			Each
		£	s.	d.	
2001	Head Lamp, Tail Lamp and Battery		14	6	"
2002	" " only complete		11	6	"
2003	Body Assembly		6	0	"
2004	Front Clasp Assembly			6	"
2005	Reflector less Bulb Holders		2	0	"
2006	Main Bulb Holder		1	6	"
2007	Pilot Bulb Holder			10	"
2008	Main Bulb, 6V. 3W.		1	0	"
2009	Pilot Bulb, 4V. 3A.			6	"
2010	Front Rim Assemble, less Glass		2	6	"
2011	Glass			10	"
2012	Tail Lamp complete		3	6	"
2013	Fixing Plate, 3 holes			9	"
2014	Body Clip			6	"
2014 A.	" " Bolt Nut and Washer			3	"
2015	Fixing Screws			1	"
2016	" " Nuts			1	"
2017	Terminal Screw and Bulb Contact			4	"
2018	Locking Nut for ditto			2	"
2019	Terminal Lock Nut			4	"
2020	Tail Lamp Bulb, 3.5 V., .15 A.			6	"
2021	Lantern and Ruby Reflector		1	6	"
2022	Bulb Holder		1	6	"
2023	Dynamo complete with Bracket		12	0	"
2024	" Bracket on Seat Stay		1	6	"
2025	Bolt for ditto			3	"
2026	Nut			1	"
2027	Lock Washer			1	"
2028	Earth Screw			2	"
2029	Dynamo Bolt			3	"
2030	" Nut			1	"
2031	Terminal Screw			1	"
2032	Spring			6	"
2033	" Catch			6	"
2034	" Nut			1	"
2035	" " Cotter Pin			1	"

PETROL TANK & PETROL PIPE GROUP

PART NO.	DESCRIPTION	PRICE	
		£ s. d.	
2101	Petrol Tank with Oil Measure	8 6	Each
2102	" " only	7 6	"
2103	Oil Measure and Filler Cap	1 6	"
2104	Washer	2	"
2106	Petrol Tap	2 6	"
2107	Fibre Washer for Petrol Tap	2	"
2108	Petrol Tap Collar and Nut	8	"
2109	Petrol Pipe	2 6	"
2110	" " Union	3	"
2111	" " Nut	4	"
2114	Rubber Tee	6	"
2116	Tank and Carrier Bolts, $\frac{1}{4}$ " B.S.F. $\times \frac{1}{2}$ "	1	"
2117	Lock Washer	1	"
2118	Nuts	1	"

SADDLE GROUP

PART NO.	DESCRIPTION	PRICE	
		£ s. d.	
2201	Saddle, Standard	5 6	Each
2202	" Pillar	2 0	"
2204	Spring Bolt and Nut	3	"
2205	Springs, Top or Bottom	6	"
2206	Coil Springs	6	"
2207	Tool Bag	1 6	"
2208	Box Spanners and Tommy Bar	1 6	Per set
2211	Pump and Connection	2 6	Each
2215	De-Luxe Saddle	12 6	"
2216	Springs	2	"
2217	Coil Springs	8	"
2218	Saddle Top	3 6	"
2219	Cylinder Stud Spanner	1 0	"
2220	Cone Spanner	6	"
2221	Flywheel Key Spanner	2 6	"
2223	Cyclometer	3 6	"
2224	Speedometer	1 15 0	"
2225	Horn	2 6	"
2226	" Bulb	1 0	"
2227	" " Reed	6	"

TRANSMISSION GROUP

PART NO.	DESCRIPTION	PRICE	
		£ s. d.	
2301	Bracket Shell Cover	2 6	Each
2305	" " " Joint	2	"
2306	" " " Screws, $\frac{1}{4}$ " $\times \frac{7}{16}$ " B.S.F.	1	"
2307	" " " Lock Washer, $\frac{1}{4}$ "	1	"

TRANSMISSION GROUP—(cont.)

PART NO.	DESCRIPTION	PRICE			
		£	s.	d.	
2308	Worm Wheel	7	6		Each
2309	" " Centre	3	6		"
2310	" " " Cone	1	6		"
2310A.	" " " Distance Washer		2		"
2311	" " " Cup	2	0		"
2312	Cup Felt Ring		2		"
2313	Cup Ball Ring and Balls		6		"
2314	" Adjusting Shims (6 per set)		6		Per set
2315	" Lock Plate		1		Each
2315A.	" " " Distance Piece		1		"
2316	Cup Lock Plate Screw, 2 B.A. $\times \frac{3}{8}$ "		1		"
2317	" " " Lock Washer, $3/16$ "		1		"
2318	Crank Axle	2	0		"
2319	" " Bush	2	0		"
2320	Vee-Point Plunger		4		"
2321	Locking Plunger		4		"
2322	Plunger Spring		3		"
2323	Worm Shaft	10	6		"
2324	" " Front Bush		1	6	"
2325	" " Cork Ring, $1.1/32 \times \frac{3}{4} \times 3/32$ "		2		"
2326	" " " " Washer		2		"
2328	" " Nut $5/16$ "		1		"
2330	Thrust Race Housing	2	6		"
2331	" " " Joint		2		"
2332	" " " Cap	1	0		"
2333	" " " " Joint		2		"
2334	" " " " Bush	1	6		"
2335	" " " " Screws, B.S.F. $\frac{1}{4} \times \frac{3}{4}$ "		1		"
2336	" " " " Lock Washer		1		"
2337	Ball Thrust Washer W. $\frac{1}{8}$ "	6	9		"
2338	Power Chain Sprocket (18 teeth)	4	6		"
2339	" " " " Circlip		1		"
2340	" " " " Fibre Washer		1		"
2341	Clutch Housing Clamp Bolt, $\frac{1}{4} \times 1\frac{1}{4}$ "		2		"
2342	Nut for ditto		1		"
2347	Pedals (Black or Chrome)	3	6		Per pair
2349	Chains, 112 Pitches, $\frac{1}{2} \times 3/16$ "	3	6		Each
2350	Connecting Link		2		"
2351	Chain Adjuster Cap and Nut		6		"
2352	Chain Wheel and Crank (Black or Chrome)	3	9		"
2353	Left-hand Crank	1	6		"
2354	Cotter Pin Washer and Nut		3		"
2355	Dip Stick	1	0		"

WHEEL GROUP, Front


PART NO.	DESCRIPTION	PRICE			
		£	s.	d.	
2401	Standard Front Wheel	7	6		Each
2402	Rim, 32 holes or 36	3	2		"
2403	Spokes, Nipples and Washers		1		"
2404	Hub complete, spindle and cones	2	0		"
2405	Cone adjustable		6		"
2406	" Fixed		6		"
2407	Spindle		6		"
2408	" Nuts		2		"

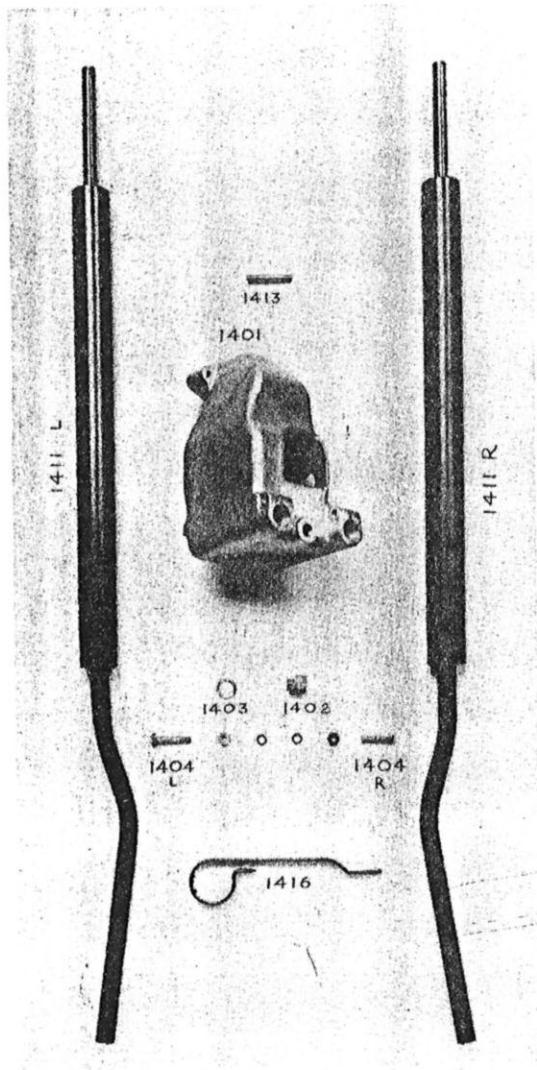
WHEEL GROUP, Front---(cont.)

PART NO.	DESCRIPTION	PRICE			
		£	s.	d.	
2409	Balls, 1/4" dia., per set of 18			6	Per Set
2410	Spindle Washer, 3/16" x 3/8" x 1/14"			1	Each
2412	Rim for 36 Spokes	3	0		"
2413	Short Spokes, 13g x 8 1/2" and Nipples and Washers			1	"
2414	Long Spokes, 13g x 10 and 13/16" and Nipples and Washers			1	"
2451	Hub Lubricators			3	"
2452	Free Wheel, 18T x 1/2" P x 3/16" wide	2	6		"
2453	Cable Clip			1	"
2454	Cover, 26" x 2" x 1 1/4"	7	6		"
2455	Tube, 26" x 2" x 1 1/4"	2	6		"
2456	Tape			2	;;
2457	Woods Valves			1	"
2458	Valve Caps			1	"
2459	Rim Nuts			1	"
2460	Plug Nuts			1	"
2463	Complete Front Wheel less Tyre and Tube De Luxe	18	6		"
2464	Brake Plate complete less Shoes	4	3		"
2465	Brake Shoes complete with Linings	1	10		"
2466	Brake Shoe Springs			3	"
2467	Hub Shell and Drum	6	0		"
2468	Brake Cam Bush	2	5		"
2469	" " complete			10	"
2470	Cam Lever and Yoke	1	0		"
2471	Cable Ball Nipple			2	"
2472	Cable Adjuster	1	0		"
2473	Fulcrum Pin			5	"
2474	Felt Washer			2	"
2475	Steel Washer for Felt			2	"
2476	Hub End Cap			3	"
2477	Hub Cups			5	"
2478	Spindle Collar			4	"
2479	Cone Lock Nut			2	"
2480	Side Plate Lock Nut			2	"
2481	Adjusting Cone			6	"
2482	Fixed Cone			6	"
2483	Spindle only			8	"
2484	Spindle complete	1	9		"
2485	Anchorage Clip with Pin and Nut			8	"
2487	Complete Rear Wheel less Tyre and Tube De Luxe	1	15	0	"
2488	Brake Plate, fitted with Anchor Arm, Cam Bush and Fulcrum Pin	3	8		"
2489	Cable Stop and Washer			8	"
2490	Cable Adjuster and Nut	1	0		"
2491	Cable Ball Nipples			2	"
2492	Brake Cam complete	1	6		"
2493	Brake Cam Lever	1	9		"
2494	Shackle and Pin for Cam Lever			8	"
2495	Brake Shoes with Linings	4	0		Per pair
2496	Brake Shoe Springs			4	Each
2497	Hub Shell and Drum	9	6		"
2498	Spindle only	2	8		"
2499	Fixed Cones	1	8		"
2500	Adjusting Cones	1	8		"
2501	Lock Nut			8	"
2502	Spindle Nut			6	"
2503	Extending Piece			8	"
2504	Distance Piece			8	"
2505	Distance Piece Nut			6	"

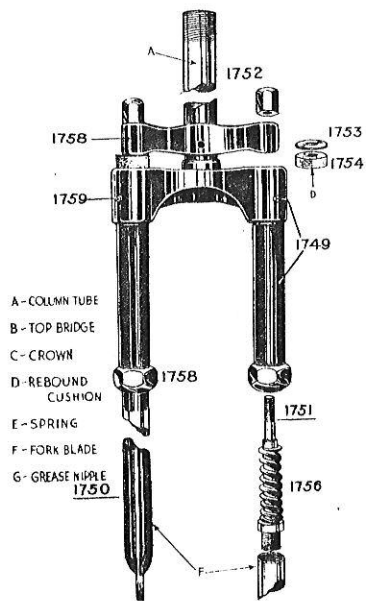
WHEEL GROUP, Front—(cont.)

PART NO.	DESCRIPTION	PRICE			
		£	s.	d.	
2506	Ball Bearings			7	Per set
2507	Dust Caps			6	Each
2508	Felt Washer			2	
2509	Hub Cups			5	
2510	Steel Washer for Felt			2	
2511	Anchorage Clip with Pin and Nut			8	
2512	Fulcrum Pin			5	
2513	Chain Ring	3	0		





SPRING FORKS



1556



1557



1555



1555



1551



1549



1554



1550



1553



1555



1572



1586



1587



1596



1558

1579




1578



1584



1593



1577



1576



1548



1547



1567

1561



1562



1568

1581



1594

1582



1595




1570



1569

- 1613
- 1615
- 1617
- 1612
- 1616
- 1624
- 1626
- 1625
- 1618
- 1619
- 1620
- 1620
- 1621
- 1622
- 1623



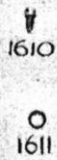
1601



410



409



1610

1611



1607



1610


1608



1632
1203



407




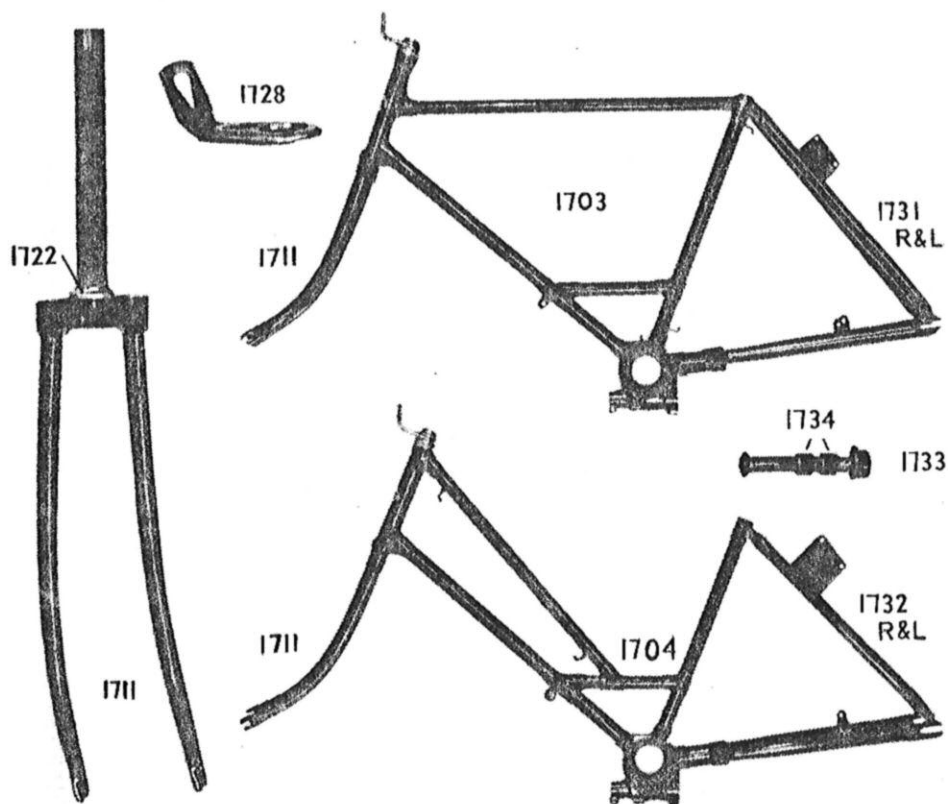
1605

1602

1603

1606


001A




1730 

1729 

1726 




1725 

1735 


1723 

1801




1826

1803



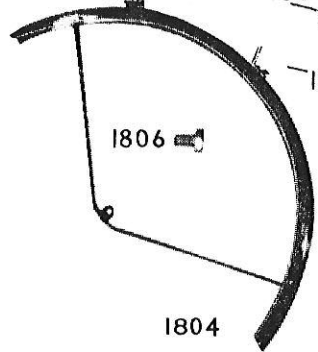
1830



1831

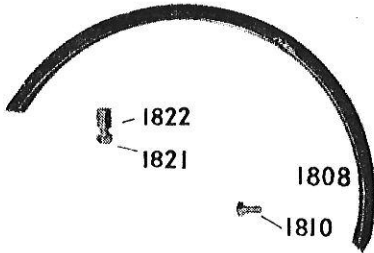
1806

1805



1806

1804




1822

1821

1808

1810




1812

1816

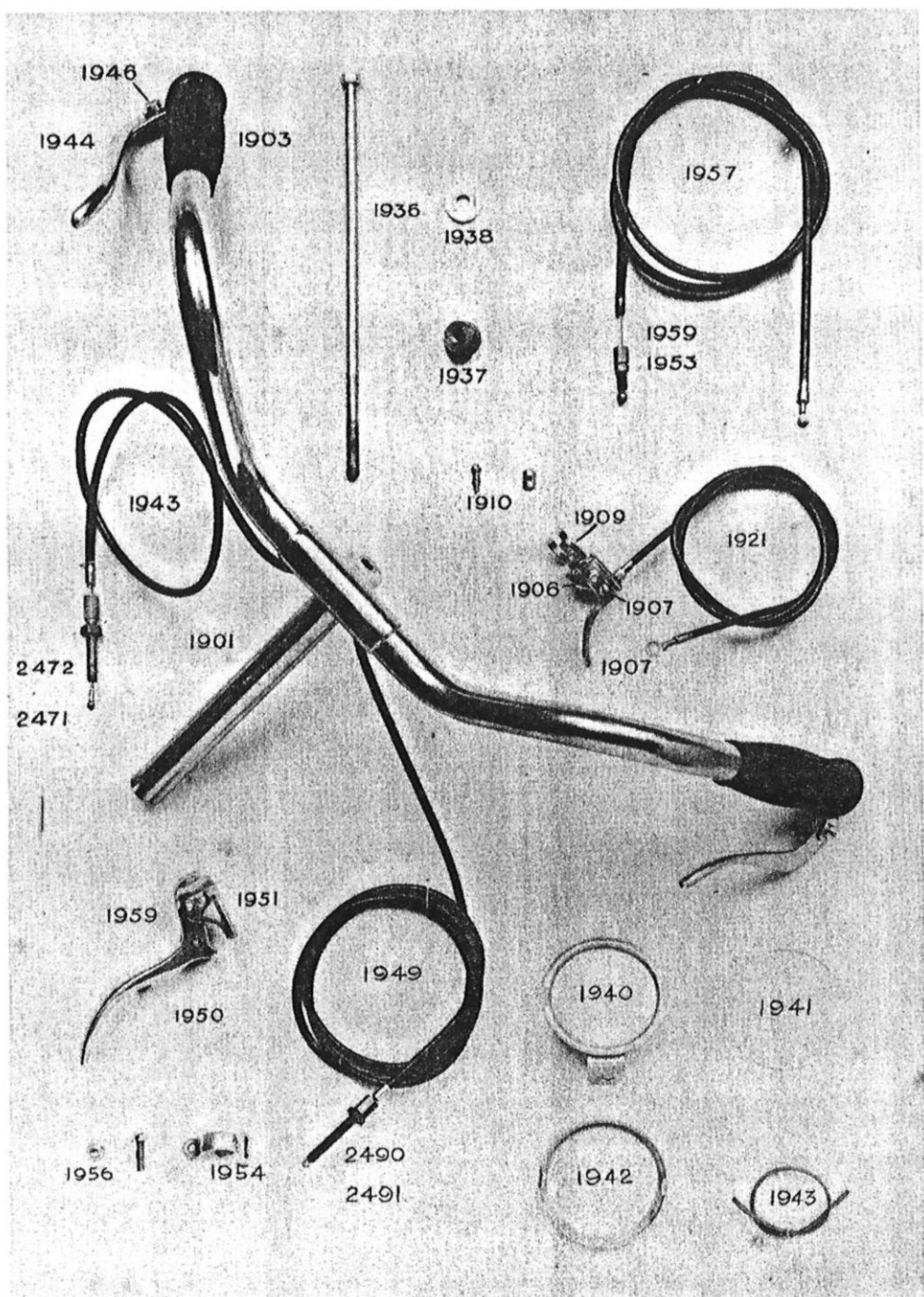
1817


1820




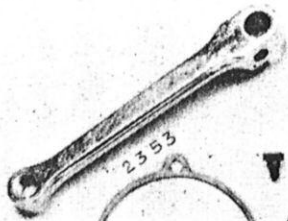
1819

1823




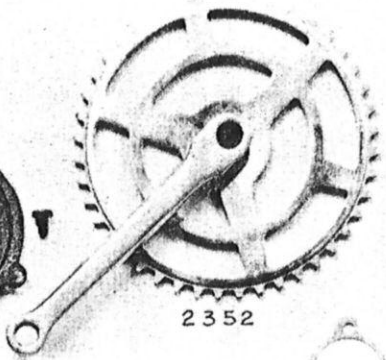




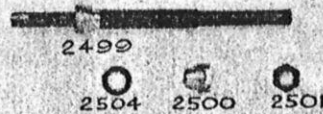
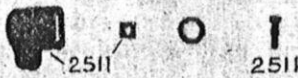



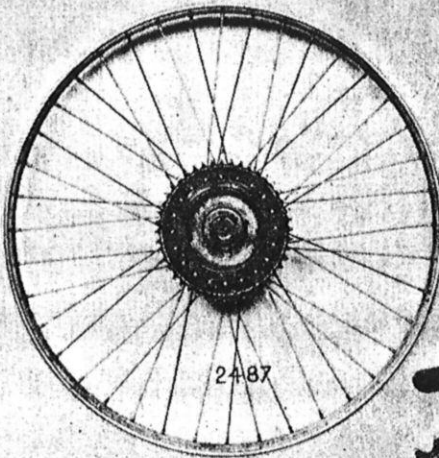
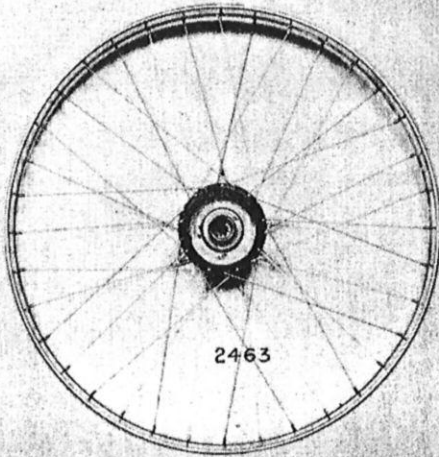




2306



2351



IMPORTANT.

WHEN ORDERING SPARES PLEASE STATE:

1. ENGINE NUMBER.
2. QUANTITY REQUIRED.
3. NAME OF PART.
4. LIST PART NUMBER.

EXAMPLE :

ENGINE No. J.100

2. PISTON RINGS. No. 602.

NOTE.

The prices in this List do NOT include Postage or Carriage Charges, but orders exceeding £1.0.0 are sent carriage free.

Parts can always be sent C.O.D.

You will assist in avoiding mistakes if you will kindly print your Name and Address in block capitals.

SAMPLES. These will not be returned, unless we are instructed to do so, and all samples **MUST** be labelled with your Name and Address.

USE ONLY GENUINE CYC-AUTO SPARES.