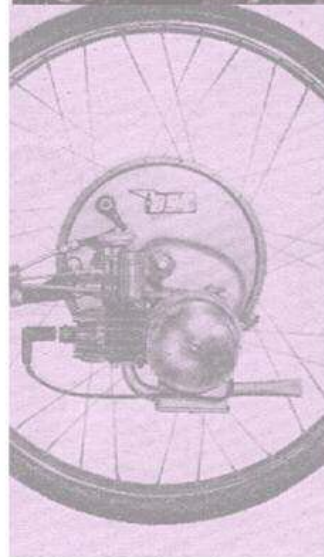
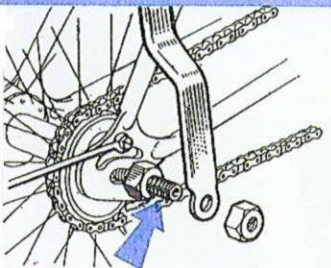


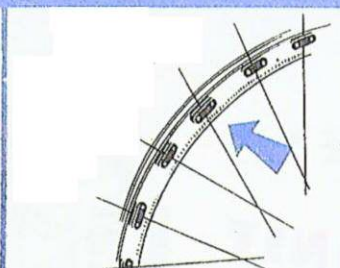
# IceniCAM Information Service



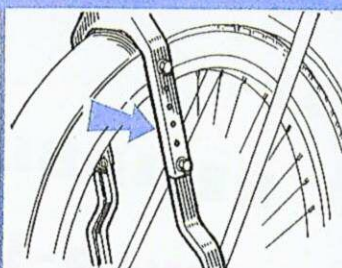
## SPECIAL FITTING FEATURES



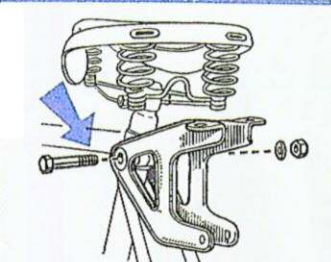
1 Special extension nut is provided for fitting rear wheel. Speed gear is unaffected.



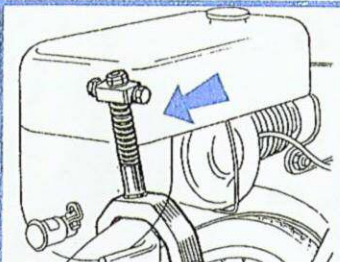
2 The belt wheel fits to the spokes of bicycle rear wheel, giving even thrust, reducing general strain.



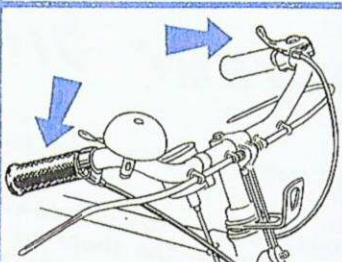
3 Illustration shows adjustable bracket to suit all standard cycle frames.



4 A specially strong saddle bolt is supplied that replaces the normal saddle bolt.



5 Coil spring suppresses shocks over bad road surfaces.




6 Twist grip throttle gives smooth speed control, superior to the ordinary lever. Decompressor for easy starting.


It is simplicity itself to fit the "Cyclaid" to your bicycle — and how pleased you'll be with the results! Easy going all the way, it's a pleasure to ride to work and there's no work on your pleasure trips!

## SPECIFICATION

Motor	Single cylinder, two-stroke.
Stroke	32 mm.
Bore	35 mm.
Piston displacement	31 c.cm.
Compression ratio	1 : 5.6.
Cylinder	Aluminium cylinder with inserted metal liner.
Cylinder head	Aluminium, detachable.
Ignition	Special rotating magnet with sparking plug.
Advance ignition	2.6 mm.
Carburettor	Amal.
Reduction ratio	In motor 1 : 3.7 By belt drive 1 : 5.
Total reduction ratio	1 : 18.5.
Power transmission	Belt drive by endless rubber texture V belt.
Fuel tank	Capacity about 3 pints.
Fuel	Normal oil-petrol two-stroke mixture, 1 part oil to 30 parts petrol.
Continuous output	0.7 H.P. at 3,500 R.P.M.
Continuous speed	About 12 M.P.H.
Maximum speed	18/20 M.P.H.
Fuel consumption	200 M.P.G. (approx.).
Weight of the total installation	14/15 lb. complete with tank and all accessories.




# WHAT'S BEHIND ALL THIS?



£15 inc. P.T.

buys a "Cyclaid", best value on the market to-day. Modern single-cylinder 2-stroke engine of advanced design, with detachable aluminium cylinder head for simple maintenance, inserted metal liner for easy and inexpensive replacement. Dependable Amal Carburettor and special rotating ignition will be appreciated by all those of an engineering turn of mind. The 3-pint capacity fuel tank is adequate for normal runs. Maximum speed is 18/20 m.p.h., cruising speed 12/15 m.p.h., under normal road conditions—and all this at a fuel consumption of about 200 m.p.g.



“ IT'S THE STURDIEST -  
LIVELIEST -  
MOST RELIABLE -  
LITTLE POWER-UNIT  
ever fitted to your bike ”

Think of it! A smart little self-contained motor you fit to your own bike quickly and easily.

The "Cyclaid" gives you full value for your cycling—runs you down to the station or club, levelling the hills, gets you out to the shops or cinema without trouble or fuss, and gives you carefree week-end trips, too!

- ★ Fitted equally easily to men's or ladies' bikes.
- ★ Positive belt drive ensures that there is no slipping, even in wet conditions.
- ★ Full advantage can be taken of any existing three or four-speed gear fitment.
- ★ No more tyre wear than with usual pedal operation.

**CYCLAID**

Made by **BRITISH SALMSON AERO ENGINES LTD.**  
76, Victoria Street, London, S.W.1.

