

B0303N

BERINI

SPARE PARTS CATALOGUE

N.V. MOTORENFABRIEK PLUVIER
ROTTERDAM



SPARE PARTS CATALOGUE

FOR THE

BERINI M 22



MANUFACTURED BY

N.V. MOTORENFABRIEK PLUVIER

ROTTERDAM HOLLAND

EDITION SEPTEMBER 1956

IMPORTANT

In the interest of all BERINI dealers, we advise you to adhere strictly to the following data, when ordering spare parts from this catalogue.

1. All orders should be addressed to:

2. Orders for spare parts must not be incorporated in other correspondence, but kept separate in order to expedite rapid delivery.

3. State clearly:
 - a. engine number (most important)
 - b. partnumber
 - c. required number of each part
 - d. correct name and address in full
 - e. way of delivery: sample without value, parcel post, seamail or air freight.

4. Transport risks for account of consignee. Any complaints should be made within 8 days from receipt of the parts and must be accompanied by our packing chit.

5. When sending parts to be exchanged, label with exact address of sender and advice should be attached and letter enclosed.

6. When making further inquiries, always mention the respective order number.

7. If parts sent as specimen are to be returned, this must be clearly stated on label and in accompanying letter. Otherwise used parts will irrevocably be scrapped.

8. Place of payment and delivery: Rotterdam, Netherlands.

9. If a spare part is forwarded for overhaul, it must carry a label showing the address of sender and the particulars of the overhaul to be carried out.

CRANKCASE

1

Part nr	Description of part	Quant.	Remarks	Price
12 112-04 *	Bush for 2-start nut	1		
12 125-14	Rubber bush	4		
12 126-14 *	Clutch housing pin	1		
12 140-04 *	Oil seal clutch	2		
13 112-04	Rubber grommet (ignition)	1		
19 239-04	Plainwasher			
21 111-22 *	Crankcase right-hand	1	up to 45000	
21 112-14	Rubber grommet (lighting)	1		
21 113-04	Cylinder stud	4		
21 114-04 *	Dowel pin	4		
21 115-24	Crankcase gasket	1		
21 116-04 *	Oilseal (metal)	1		
21 119-04	Oil plug	2		
21 120-04	Fibre washer	2		
21 124-04	Rubber plug	1		
21 130-04	Grooved pin			
21 135-13	Clutch housing gasket	1		
21 254-34	Induction pipe	1	up to 45000	
21 254-44	Induction pipe	1	from 45000	
21 293-24	Inlet gasket	1		
21 326-04	Plainwasher engine suspension bolt	3		
21 420-04	Engine suspension bolt	2		
21 421-04	Plainwasher (thick)	2		
21 423-04	Distance bush (long)	1		
21 424-04	Distance bush (short)	1		
21 426-04	Plainwasher with chamber	2		
21 427-04	Capnut (self locking)	2		
22 110-11 *	Crankcase left			
22 111-31 *	Crankcase right		from 45000	
22 123-11 *	Clutch housing			
22 145-03	Crankcase complete incl. parts marked *			
22 234-04	Oil retaining ring	1		
M5 x 15 DIN 84	Induction pipe screw	2		
M5 x 25 DIN 84	Crankcase screw (inlet side)	6		
M5 x 32 DIN 84	Crankcase screw (inlet side)			
M5 x 40 DIN 84	Crankcase screw (clutch side)	10		
B5 DIN 127	Induction pipe spring washer	2		

CRANKCASE SECTIONS ARE NOT
INTER-CHANGEABLE NOR SOLD
SEPARATELY.

CYLINDER AND CRANKSHAFT

2

Part nr	Description of part	Quant.	Remarks	Price
12 164-04	Plainwasher 6 mm	4		
12 216-14	Coilspring	3		
13 245-04	Ball bearing 35x15x11 mm	3	6202	
18 245-04	Ball bearing 40x17x13 mm	1	6203	
19 238-14	Nut	1	L.H. thread	
21 160-12	Cylinder	1		
21 161-04	Cylinderbase gasket	1		
21 162-23	Cylinderhead	1		
21 213-14	Little-end bush	1		
21 218-04	Rotary induction valve	1		
21 240-04	Piston	1	standard	
21 241-04	Piston ring	2	standard	
21 243-14	Gudgeon pin	1		
21 244-04	Circlip gudgeon pin	2		
21 248-04	Piston 1st O.S.			
21 248-14	Piston 2nd O.S.			
21 249-04	Piston ring 1st O.S.			
21 249-14	Piston ring 2nd O.S.			
22 120-04	Gas and oil seal 42 x 20 x 7 mm	1		
22 201-13	Crankshaft compl. with operating rod	1		
22 219-04	Operating rod	1		
22 220-04	Sealing plug	1		
22 225-04	Ring	1		
22 226-04	Steel washer 34 mm	1	flat side	
22 227-04	Steel washer 48 mm	2		
22 228-04	Crankshaft gearwheel 1st gear	1	17 feeth	
22 229-04	Crankshaft gearwheel 2nd gear	1	25 feeth	
22 231-04	Ball 7 mm	4		
22 232-14	Spring	4		
22 233-04	Ball 3/32"	4		
22 235-04	Ball bearing 42x20x12 mm	1	6204	
22 603-04	Thrust bearing complete	1		
22 620-04	Housing	1		
22 621-04	Ball bearing 19x6x6 mm	1	EL 6	
22 623-04	Sealing washer	1		
22 624-04	Inner bush	1		
22 625-04	Nut M4. L.H. thread	2		
22 629-04	Outer bush	2		
B4 Links DIN 125	Springwasher (L.H.)			
B6 DIN 127	Springwasher	4		
M6 DIN 934	Nut	4		
19x1 DIN 472	Circlip	1		
20x1,2 DIN 471	Circlip	1		
35x1,5 DIN 472	Circlip	1		
42x1,75 DIN 472	Circlip	2		

CLUTCH

3

Part nr	Description of part	Quant.	Remarks	Price
12 134-44	Operating lever	1		
12 136-34	2-start nut	1		
12 138-24	Clutch adjuster screw	1		
12 141-14	Pulling spring	1		
12 180-14	Nut 5/16" BSF	1		
12 319-14	Spring cup	4		
12 320-14	Clutch spring	4		
13 316-04	Cable adjuster	1	not illustr.	
18 245-04	Ball bearing 40x17x12 mm	2	6203	
21 139-04	Gas and oil seal 40 x 25 x 7 mm	1	ex: 22236-04	
21 312-04	Pressure plate	1		
21 322-04	Nut 10 mm (self-locking)	1		
21 326-04	Plainwasher 10 mm	1		
21 502-14	Clutch cable complete	1		
22 236-04	Ball bearing with sealing 40x17x12 mm	1	RIV: ALN 17	
22 301-04	Silent gear (bottom)	1	81 teeth	
22 302-04	Silent gear (second)	1	73 teeth	
22 303-04	Thrust plate complete	1		
22 310-04	Clutch shaft	1		
22 313-23	Hub	1		
22 314-04	Clutch plate	3		
22 318-14	Pressure plate	1		
22 319-04	Distance ring	1		
22 342-14	Sprocket	1		
22 627-14	Gear operating cable	1		
B8 DIN 127	Springwasher	1		
M6 DIN 934	Nut	2		
3 x 5 DIN 6888	Woodruff key	2		
40x1,75 DIN 472	Circlip	2		

ENCARWI CARBURETTOR

4

Part nr	Description of part	Quant	Remarks	Price
21 250-14	Carburettor cpt. (without cable)			
21 505-04	Throttle cable complete	1		
10103	Fibre washer	2		
10108	Mixing chambertop	1		
10109	Cable adjuster	1		
10110	Cable adjuster locknut	1		
10114	Outlet clip screw	1		
10120	Strainer	1		
10126	Mainjet (state nr)	2	normal 56	
10141	Banjobolt	1	running in 58	
10166	Banjo	1		
10172	Floatchamber cover screw	2		
10173	Filter cover screw	1		
10175	Jet holder	1		
10176	Floatchamber cover gasket	1		
10177	Filter cover screw lockwasher	1		
10178	Carburettor housing	1		
10179	Floatchamber cover with seat	1		
10180	Throttle valve	1		
10181	Filter cover	1		
10182	Float with needle	1		
10184	Airfilter element	1		
10412	Throttle valve spring	1		

FLYWHEEL MAGNETO

5

Part nr	Description of part	Quant	Remarks	Price
19 1047-04	Star washer 10 mm			
21 461-04	Plainwasher 4 mm	2		
21 465-04	Short circuit cable	1	not illustr.	
21 466-04	Pluglead rubber	1		
21 467-04	Pluglead	1		
21 483-04	Plugcover	1		
21 489-13	Magneto complete	1		
22 464-04	Isolating rubber	1		
22 485-04	Flywheel nut M10x1	1		
60 111-04	Twin connector	1		
LMAN 1Z 29Z	Lighting coil	1		
LMKT 2Z 2Z	Fixed contact	1		
LMPT 6Z 11Z	Baseplate complete	1		
LMRJ 6Z 7Z	Flywheel with contactbreaker cam	1		
LMUH 1Z 1Z	Breaker hammer	1		
MZAN 3Z 7Z	Ignition coil	1		
NMS 7/2 X823	Plainwasher	1		
NMS 8/1 X823	Plainwasher	1		
NMS 8/1 X823	Plainwasher	1-2		
NMS 406/1 X	Springwasher	1		
NMS 408/1 X	Springwasher	4		
NMS 408/1 X	Springwasher	1		
NMU 38/4 X823	Nut	1		
NSR 5252/19 X823	Screw	1		
NSR 5364/34 X843	Bolt	1		
WDO 21Z 12Z	Oilwick	1		
WEA 420Z 7Z	Cable to condensor	1		
WMR 20/2X	Clip for breakerhammer	1		
WMS 9/1X	Washer for wickrivet	1		
WMS 25Z 58X	Distance washer 0.05 mm		} number as required	
WMS 100/29X	" 0.1 mm			
WMS 100/30X	" 0.2 mm			
WNJ 41Z 12X	Oilwick rivet	1		
WNS 16Z 18X	Isolating washer (large)	2		
WNS 539/16X	" " (small)	2		
WSR 30Z 5X823	Screw	4		
ZBO 79Z 6X	Shaft for breakerhammer	1		
ZKO 37Z 40Z	Condensor	1		
2x3,7 DIN 6888	Woodruff key	1		
AM4x20 DIN 84	Baseplate screw	2		
Transfers on page 14.				

FRAME

6

Part nr	Description of part	Quant.	Remarks	Price
13 802-14	Filler cap complete	1		
13 822-04	Petrol pipe (not ill.)	1		
13 826-04	Gasket			
21 803-16	Nut			
21 806-04	Cork washer for petrol tap	1		
21 814-14	Petrol tap complete	1		
21 815-04	Fibre washer	1		
21 950-20	Saddle	1		
21 977-03	Seat pillar	1		
21 988-00	Luggage carrier complete	1		
21 989-14	Rear fork			
21 990-04	Seat pillar bolt complete	1		
21 1290-04	Chain adjuster complete	2		
22 960-00	Frame	1		
	<p>When ordering frames or parts thereof, always state colour and engine number.</p> <p>Transfers on pag. 14.</p>			
	<div style="border: 1px solid black; padding: 5px; width: fit-content; margin: 10px auto;"> <p>When ordering frames or parts thereof, always state colour and engine number.</p> </div>			
	<p>Transfers on pag. 14.</p>			

REAR MUDGUARD AND CHAINGUARDS 7

Part nr	Description of part	Quant	Remarks	Price
21 1158-04	Tail light grommet	1		
21 1295-11	Rear mudguard with stay	1		
21 1296-13	Mudguard stay	1		
5,3 DIN 125	Plain washer	} attachment mudguard and stay		
B5 DIN 127	Spring washer			
M5 DIN 934	Nut			
M5 x 10	Screw			
M5 x 15	Bolt	} attachment mudguard to frame		
M5 x 25	Bolt			
B5 DIN 127	Spring washer			
M5 DIN 934	Nut			
5,3 DIN 125	Plain washer	3	2 on M5 x 25	
21 1310-01	Coatguard (L.H.) not illustr.	1		
21 1315-01	Coatguard (R.H.) "	1		
21 1311-04	Fixing bracket "	1	L.H. side only	
3/16"x10	Screw "	2	"	
B5 DIN 127	Spring washer "	2	"	
5,3 DIN 125	Plain washer "	1	R.H. side only	
M5 x 10	Screw "	1	"	
<u>Chainguard</u>				
13 461-04	Plain washer 6 mm	1		
21 1255-14	Frame bracket	1		
21 1258-04	Fork bracket	1		
21 1259-04	Counter plate	1		
22 1250-11	Chainguard complete	1	4 parts	
22 1254-01	Chainguard loose			
5,3 DIN 125	Plain washer	4		
B5 DIN 127	Spring washer	3		
B6 DIN 127	Spring washer	1		
M5 DIN 934	Nut	1		
M5 x 10	Set screw	6		
M6 x 15 DIN 933	Bolt	1		
When ordering mudguards or chainguards, always mention desired colour and engine number.				

HANDLEBARS AND HEADFITTINGS

8

Part nr	Description of part	Quantity	Remarks	Price
12 952-04	Bell	1		
21 500-03	Bolt complete	2		
21 503-01	Throttle twistgrip body cpl.	1		
21 503-02	Brake lever	1		
21 503-03	Twistgrip bush	1		
21 503-04	Twistgrip bush with rubber	1	not illustr.	
21 503-05	Starter lock catch	1	"	
21 503-06	Starter lock spring	1	"	
21 503-07	Grooved pin	1	"	
21 503-08	Fixing screw	1	"	
21 503-09	Throttle cable screw	1	"	
21 503-10	Throttle cable elbow	1	"	
21 503-11	Nipple (same for clutch)	2	"	
21 503-12	Cable nipple	1	"	
21 503-13	Leafspring	1	"	
21 503-14	Adjuster screw	1	"	
21 504-14	Twistgrip complete	1		
21 917-04	Spacer ring (replaces lampbracket)	1-2		
21 954-04	Rubber grip	2		
21 963-12	Handlebars with expander cpt.	1		
21 980-14	Headfittings cpt. incl. parts -			
21 981-14 -	Lock nut	1		
21 982-14 -	Crown race	1		
21 984-14 -	Ball race complete	2		
21 985-14 -	Bottom cup	1		
21 986-14 -	Bottom cone	1		
21 991-04	Expander bolt cpt.	1		
22 500-01	Clutchlever body	1		
22 500-02	Clutch lever	1		
22 500-03	Bolt complete	1		
22 500-04	Twistgrip complete	1		
22 500-05	Adjuster bolt with ball	1	old type	
22 500-06	Spring adjuster bolt	1		
22 500-07	Locking catch	1		
22 500-08	Fixing screw	2	Also on	
22 500-09	Lock nut old type	1	twistgrip	
22 500-10	Cable nipple	1		
22 500-15	Adjuster bolt without ball	1	new type	
22 500-19	Lock nut	1	new type	
22 501-03	Gear change lever complete	1		

Parts marked - are
not sold separately
except the ballraces.

BRACKETFITTINGS AND CHAINS

9

Part nr	Description of part	quant.	Remarks	Price
12 994-04	Cotterpin complete	2	pair only	
12 1002-04	Pedals	2	pair only	
12 1013-04 *	Locknut	1		
12 1227-04	Ballrace complete	2		
12 1228-04 *	Cup	1		
12 1229-04 *	Cone (adjustable)	1		
12 1229-14 *	Cone (fixed)	1		
12 1230-04 *	Lockwasher	1		
12 1231-04 *	Dust cover	1		
22 740-04	Driving chain 1/2" x 3/16"	1		
22 993-03	Crank (right)	1		
22 1005-03	Bracket axle complete (Thompson)	1		
22 1009-04 *	Bracket axle	1		
22 1014-04	Crank (left)	1		
22 1235-14	Bicycle chain 1/2" x 1/8"	1		
60 201-04	Reducing link 1/2" x 3/16"		not illustr.	
	<p>* These parts are not supplied separately, except ball race 12 1227-04.</p>			
	<div style="border: 1px solid black; padding: 5px; width: fit-content; margin: 10px auto;"> <p>When ordering chains, always mention number of links.</p> </div>			

FRONT FORK AND MUDGUARD

10

Part nr	Description of part	Quant	Remarks	Price
	<u>Fork</u>			
12 166-04	Nut M 6	4		
12 930-04	Grease nipple	2		
19 239-04	Plainwasher	2	not illustr.	
21 906-11	Fork complete	1		
21 906-51	Upper plate	1		
21 906-58	Fork leg R.H.	1		
21 906-59	Fork leg L.H.	1		
21 906-61	Bolt M8 x 15	2	chromed	
21 906-62	Plainwasher M8	2	"	
21 906-63	Bolt M7 x 40	2	"	
21 906-65	Stabilizer bolt	4		
21 906-66	Nut M7	4		
21 906-77	Spring complete	2		
21 906-78	Locking pin	2		
21 906-80	Extra reaction spring	2	to order	
21 906-82	Lamp carrier R.H.	1		
21 906-83	Lamp carrier L.H.	1		
21 906-84	Fork bush	2	chromed	
21 906-100	Bottom plate with spring tubes	1		
21 910-04	Stop rubber	2		
22 906-60	Stabilizer	1	23 inch	
B6 DIN 127	Springwasher	4		
	When ordering state wheel size and colour.			
	<u>Mudguard</u>			
21 1278-31	Mudguard	1		
5,3 DIN 125	Plain washer	4		
B5 DIN 127	Spring washer	4	} attachment mudguard to fork	
M5 DIN 934	Nut	4		
M5 x 12	Screw	2		
M5 x 15	Screw	2		

BECKSON REAR COASTER HUB

11

Part nr	Description of part	Quant.	Remarks	Price
12 731-04	Plainwasher f. spokes	36		
13 705-04	Hexagon cone	1		
13 705-05	Brake cone	1		
13 705-10	Lever cone lock nut	1		
13 705-11	Sprocket lock nut	1		
13 705-12	Cup	2		
13 705-18	Spring retainer	1		
13 705-22	Friction ring (steel)	8		
13 705-23	Friction ring (brass)	8		
13 705-24	Thrust ring	1		
13 705-26	Ball $\frac{1}{4}$ "	29		
13 705-27	Ball race complete	2		
13 705-38	Locating washer (not illustr.)	1	(lever side)	
13 705-42	Grease nipple	1		
21 195-04	Locating bracket	1		
21 703-04	Locating bolt complete	1		
21 704-13	Coaster hub compl. type Pa-A		7/16" spindle	
21 705-08	Lever cone	1		
21 705-11	Hub shell with cups	1		
21 705-12	Drive sprocket lock nut	1		
21 705-15	Wheel nut	2		
21 705-16	Endwasher	2		
21 705-31	Lever cone dust cover	1		
21 705-32	Driving head dust cover	1		
21 705-34	Reaction lever	1		
21 705-52	Driving head	1		
21 705-53	Extra dust cover, drive side	1	not illustr.	
21 705-54	Extra dust cover, lever side	1	" "	
21 705-56	Clutch cone complete	1	3 parts	
21 705-57	Spindle complete	1		
21 705-59	Spindle cone	1		
21 705-63	Spindle cone lockwasher	1		
21 705-64	Spindle cone lock nut	1		
21 705-78	Lever cone lock washer	1	7/16" spindle	
21 705-80	Spindle cone dust cover	1		
21 706-04	Sprocket (cycle)	1	18 teeth	
22 738-03	Sprocket (engine)	1	52 teeth	

HUB BRAKE

12

Part nr	Description of part	Quant.	Remarks	Price
12 927-04	Wheel nut	2		
12 1270-04	Ball ¼"	18		
13 461-04	Plainwasher 5 mm	} connection anchor plate to fork	1	
M6 x 15 DIN 933	Bolt		1	
21 911-04	Nut (self locking)		1	
19 239-04	Plainwasher 10 mm	4		
21 903-01	Anchor plate lock nut	1		
21 903-02	Cam arm	1		
21 903-03	Cam pin complete	1		
21 903-04	Anchor plate	1		
21 903-05	Brake shoe complete	2	pair only	
21 903-06	Brake lining with rivets	2	pair only	
21 903-07	Spring	2		
21 903-08	Oil retainer	1		
21 903-09	Hub shell	1		
21 903-10	Cup	2		
21 903-11	Dust ring	1		
21 903-12	Wheel spindle	1		
21 903-13	Fixed cone	1		
21 903-14	Adjuster cone	1		
21 903-15	Adjuster cone lock nut	1		
21 904-23	Brake complete (without lever)	1		
21 915-14	Brake cable compl. with adjuster	1		

EXHAUST AND COVER

13

Part nr	Description of part	Quant.	Remarks	Price
19 328-04	Plainwasher 6 mm	1		
21 117-24	Cover plate	1	name	
21 850-12	Exhaust complete	1		
21 851-12	Exhaust pipe	1		
21 852-14	Fish tail	1		
21 853-14	Baffle	1		
21 854-14	Silencer	1		
21 855-04	Sealing ring in silencer	2		
21 869-04	Exhaust gasket	1		
22 117-04	Cover plate	1	no name	
22 453-02	Gear change cover (bare)	1		
22 600-04	Actuating fork complete	1		
22 601-04	Actuating fork	1	not illustr.	
22 602-04	Actuating spindle with lever	1	"	
22 611-14	Fixing bracket	1	"	
22 612-04	Bushing	1	"	
22 617-04	Fork spring	1	"	
B5 DIN 127	Spring washer	2		
B6 DIN 127	Spring washer	4		
M5 DIN 934	Lock nut	1		
M6 DIN 934	Nut	3		
M5 x 12 DIN 84	Fixing screw	2		
M5 x 12 DIN 1481	Hollow locating pin	1	not illustr.	
M5 x 20 DIN 91	Screw for cover plate without name	1		
M5 x 40 DIN 84	Cover fixing screw	3		
M6 DIN 934	Nut	3		
M6 x 20 DIN 933	Exhaust bolt	2		
M6 x 30 DIN 91	Screw for cover plate with name	1		
5 x 15 DIN 551	Adjuster screw	1		

SPECIAL TOOLS

14

Part nr	Description of part	Quant	Remarks	Price
13 656-33	Press for gudgeon pin, incl. adapter			
13 659-04	Feeler gauge			
21 651-03	Flywheel steady			
21 657-03	Ball race extractor (short side)			
21 657-03 C	Adapter for extractor			
21 660-04	Support plate			
45 101-04	Flywheel extractor, incl. 2 adapters			
45 102-04	Adapter for 45 101 and 45 107			
45 104-04	Assembling rod for gear change balls			
45 105-04	Dolly for fitting ball races			
45 106-04	Assembly tube for gas and oil seal			
45 107-03	Ball race extractor (long side)			
45 108-04	Dolly for clutch shaft			
45 109-04	Press for gudgeon pin bush			
45 110-04	Guiding rod for operating rod			
<p style="text-align: center;">These tools are cadmium plated.</p>				
<p style="text-align: center;">Prices on application.</p>				

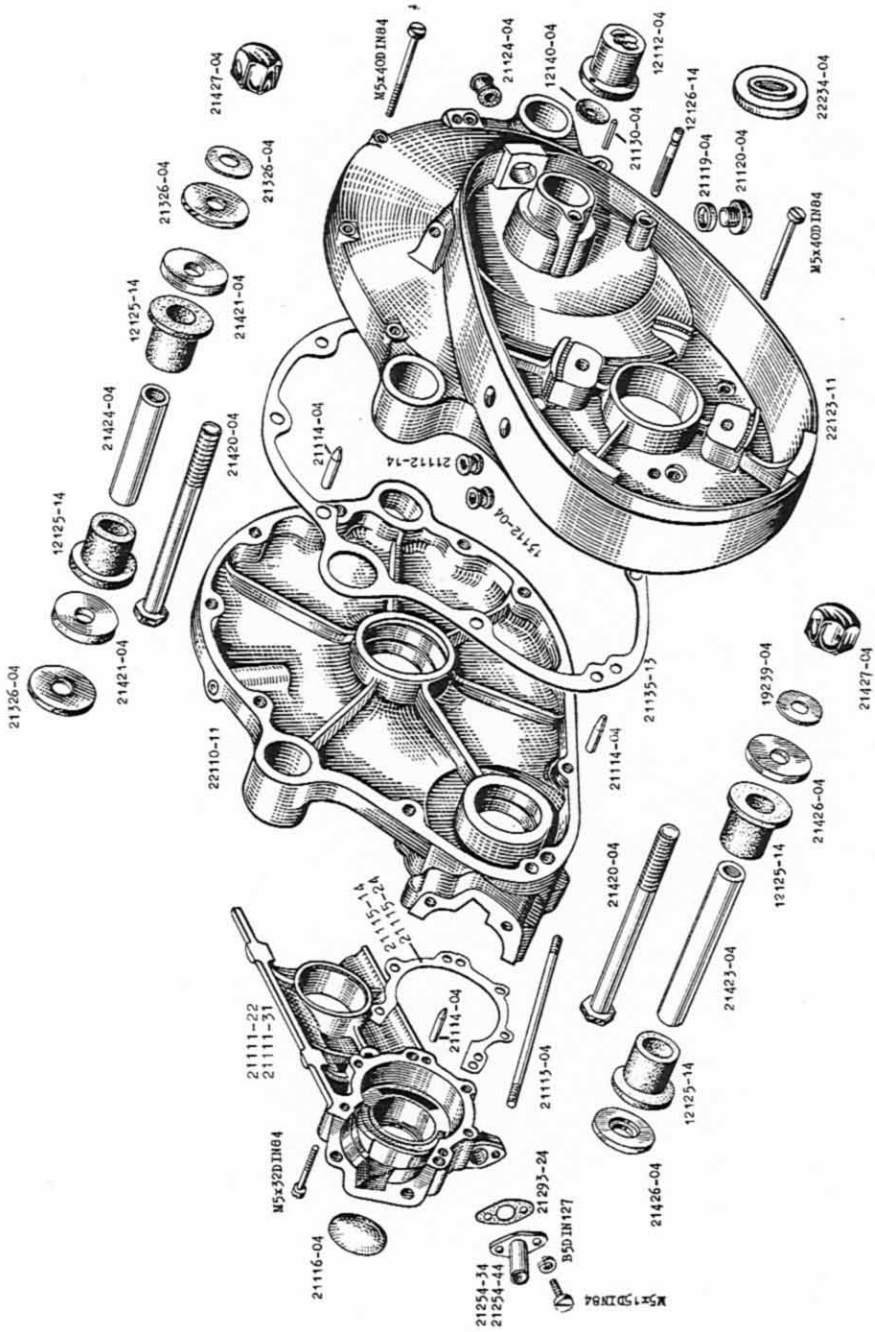
WHEELS AND EQUIPMENT

15

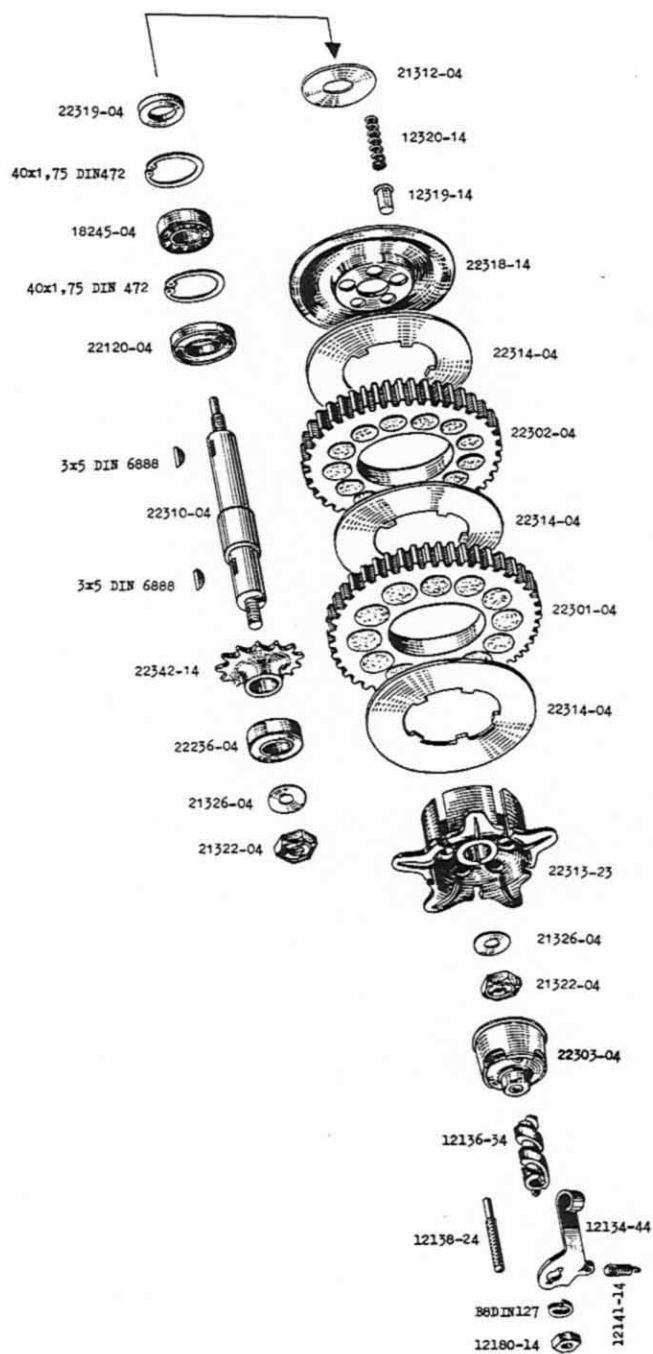
Part nr	Description of part	Quant.	Remarks	Price
12 731-04	Plainwasher f. spokes	36	rear wheel only	
12 880-04	Cableclip (long)	1		
13 900-14	Plugspanner	1		
13 1065-04	Transfer (trade mark)	3		
21 880-04	Cableclip (short)	3		
21 1147-01	Headlamp switch with cable	1		
21 1147-02	Headlamp switch			
21 1147-03	Headlamp switch cable			
21 1147-04	Lamp body	1		
21 1147-05	Reflector	1		
21 1147-06	Rim	1		
21 1147-07	Glass	1		
21 1147-08	Gasket	1		
21 1151-43	Headlamp complete	1		
21 1153-04	Wire (magneto-headlamp)	1		
21 1154-04	Wire (headlamp-taillight)	1		
21 1155-04	Taillight complete	1		
22 943-03	Rim 22" x 1½" x 2"	2		
22 944-04	Spoke Nr 12, 212 mm	18		
22 944-14	Spoke Nr 12, 226 mm	18		
22 944-34	Spoke Nr 12, 218 mm	36		
22 946-00	Tyre 23" x 2"	2		
22 947-00	Tube 23" x 2"	2		
22 948-00	Rintape 23"	2		
22 1081-04	Tanktransfer Berini M 22	1	L.H. side	
22 1082-04	Tanktransfer Berini M 22	1	R.H. side	

The correct length of the speedometer cable is 56 cm (22 1/16 inch).R.H.drive.

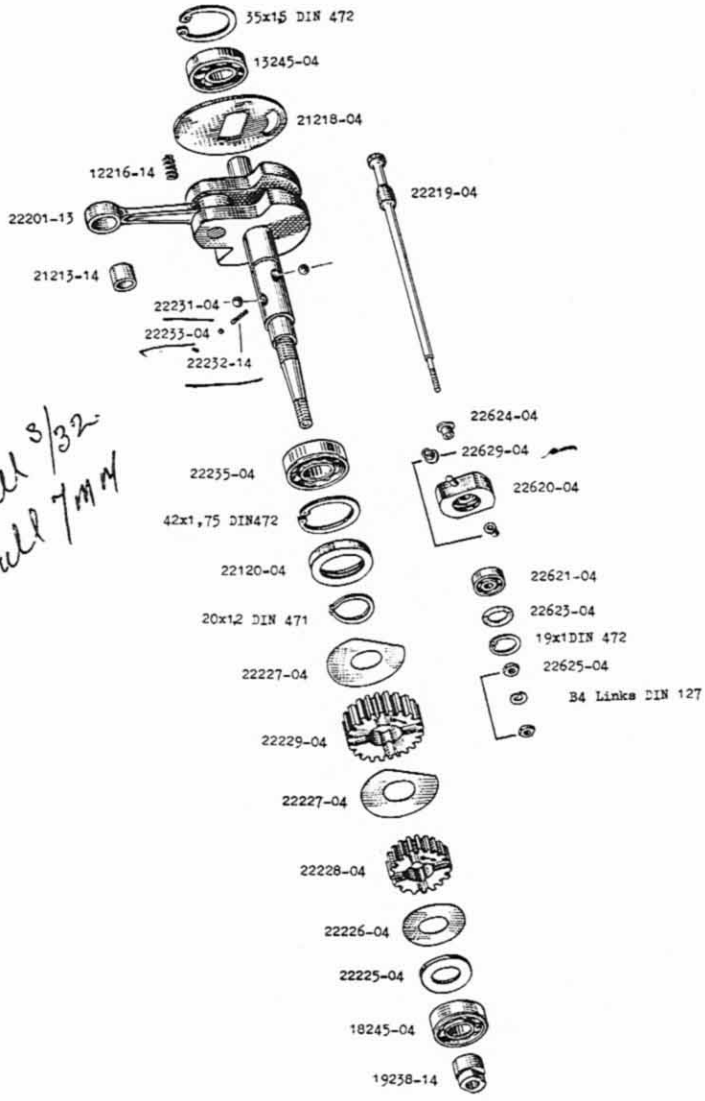
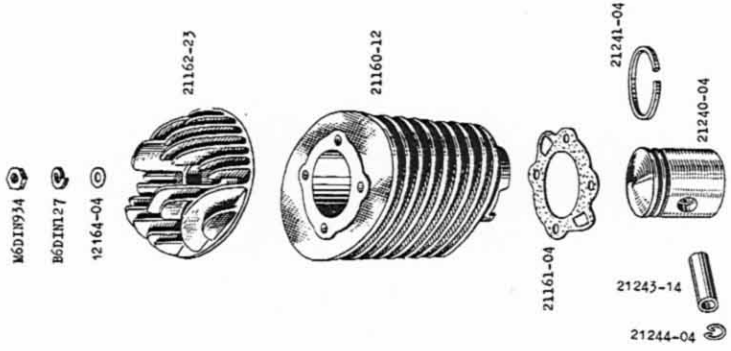
CRANKCASE



CLUTCH



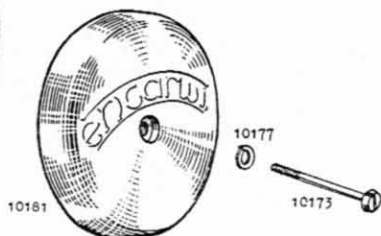
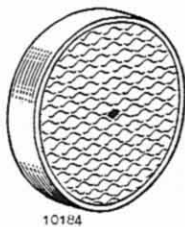
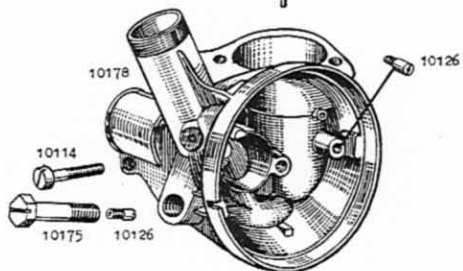
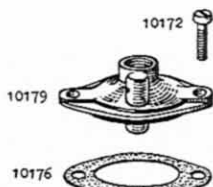
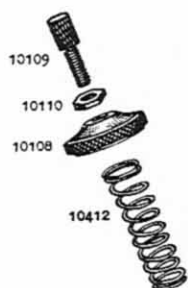
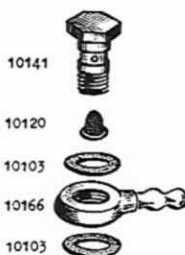
CYLINDER AND CRANKSHAFT



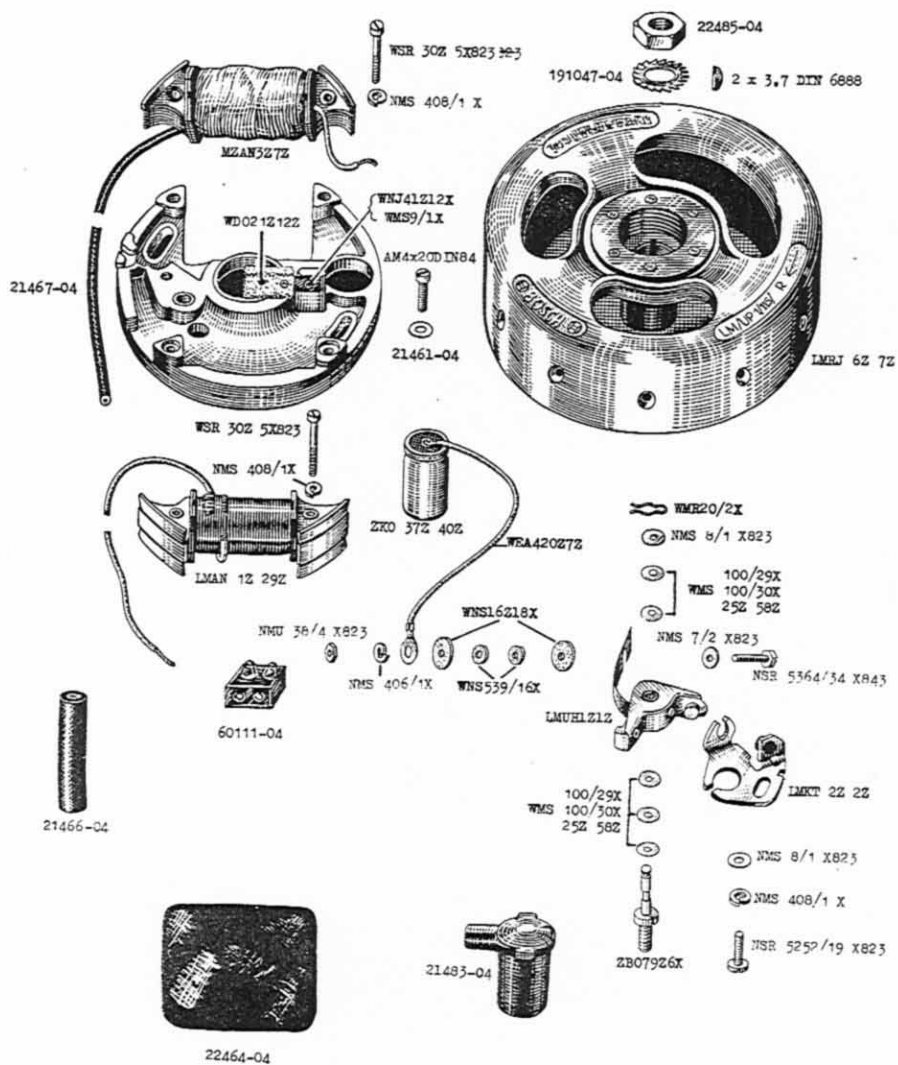
*Pin's
Small ball 8/32
Large ball 7MM*

*093
280*

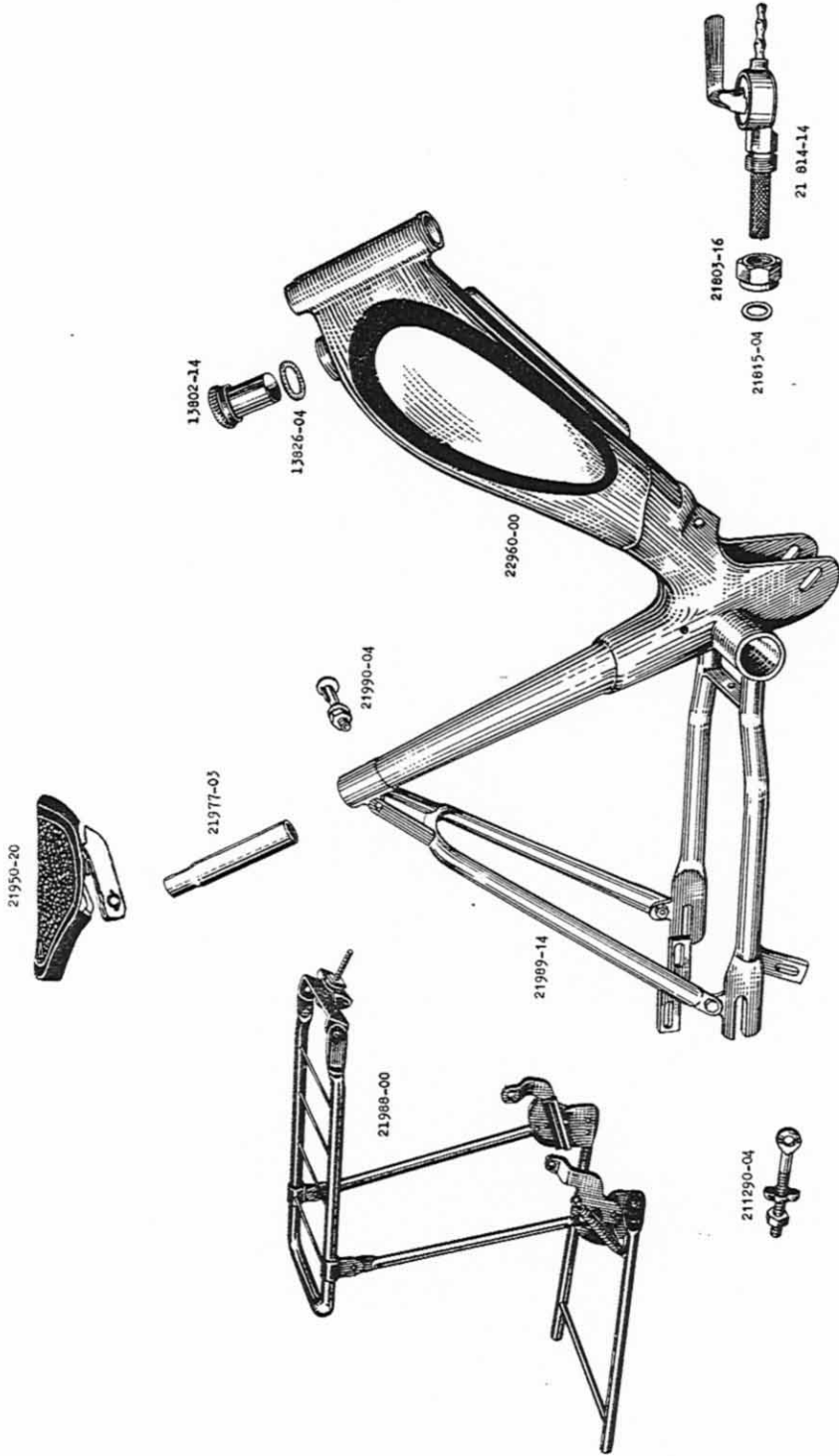
ENCARWI CARBURETTOR



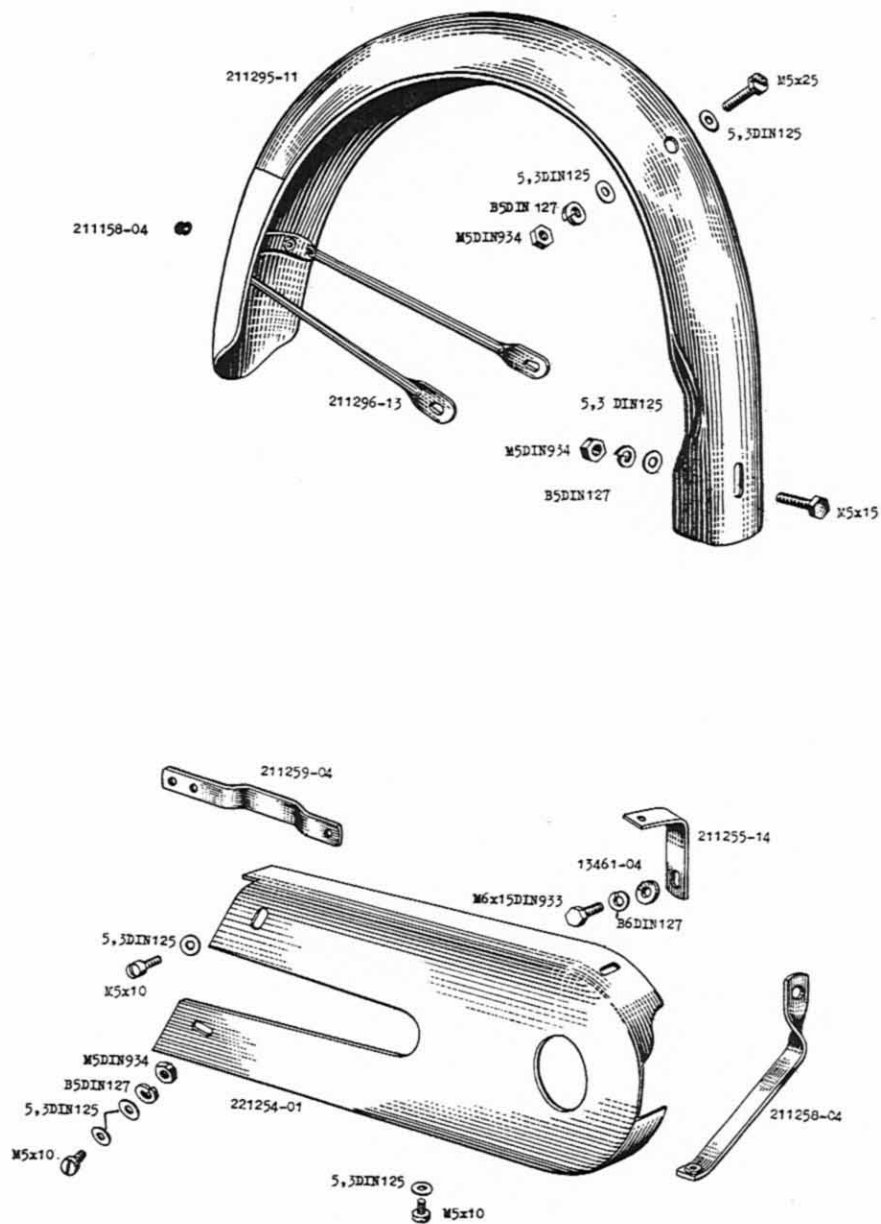
FLYWHEEL MAGNETO



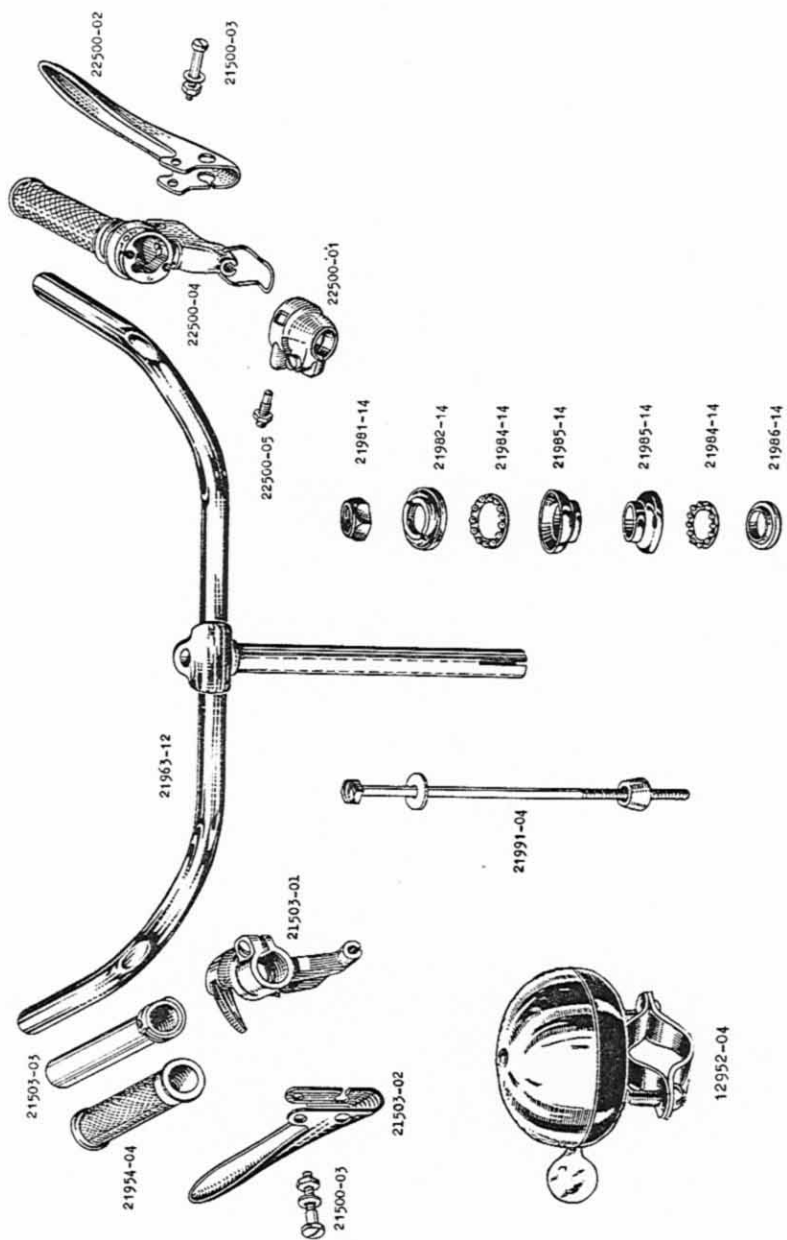
FRAME



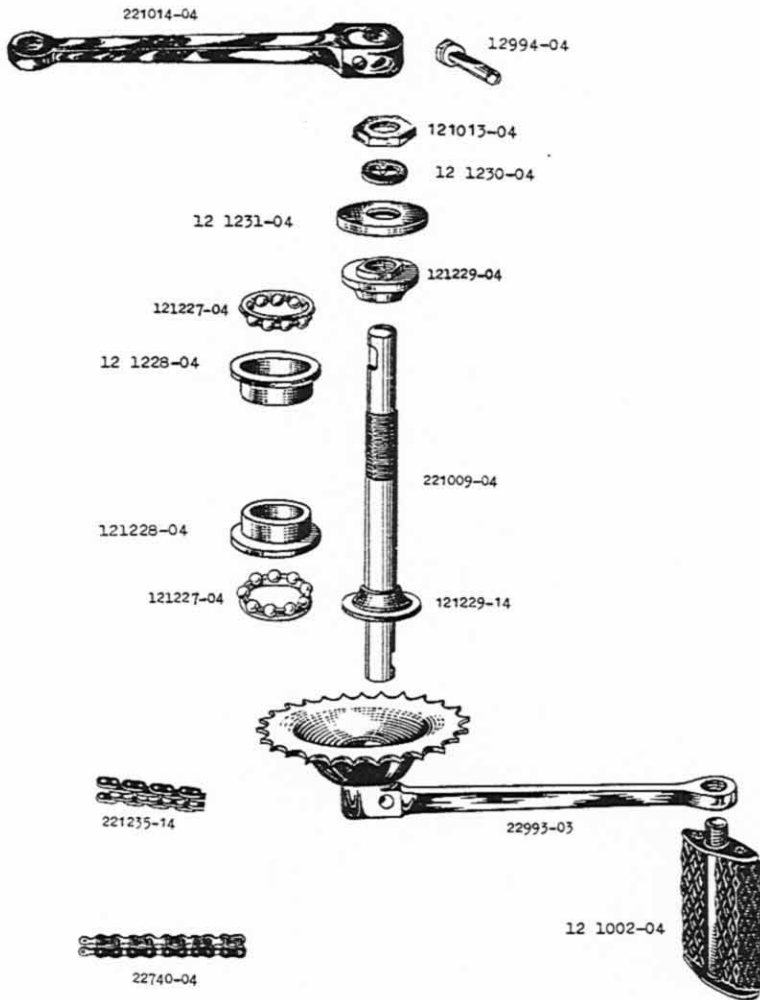
7 REAR MUDGUARD AND CHAINGUARDS



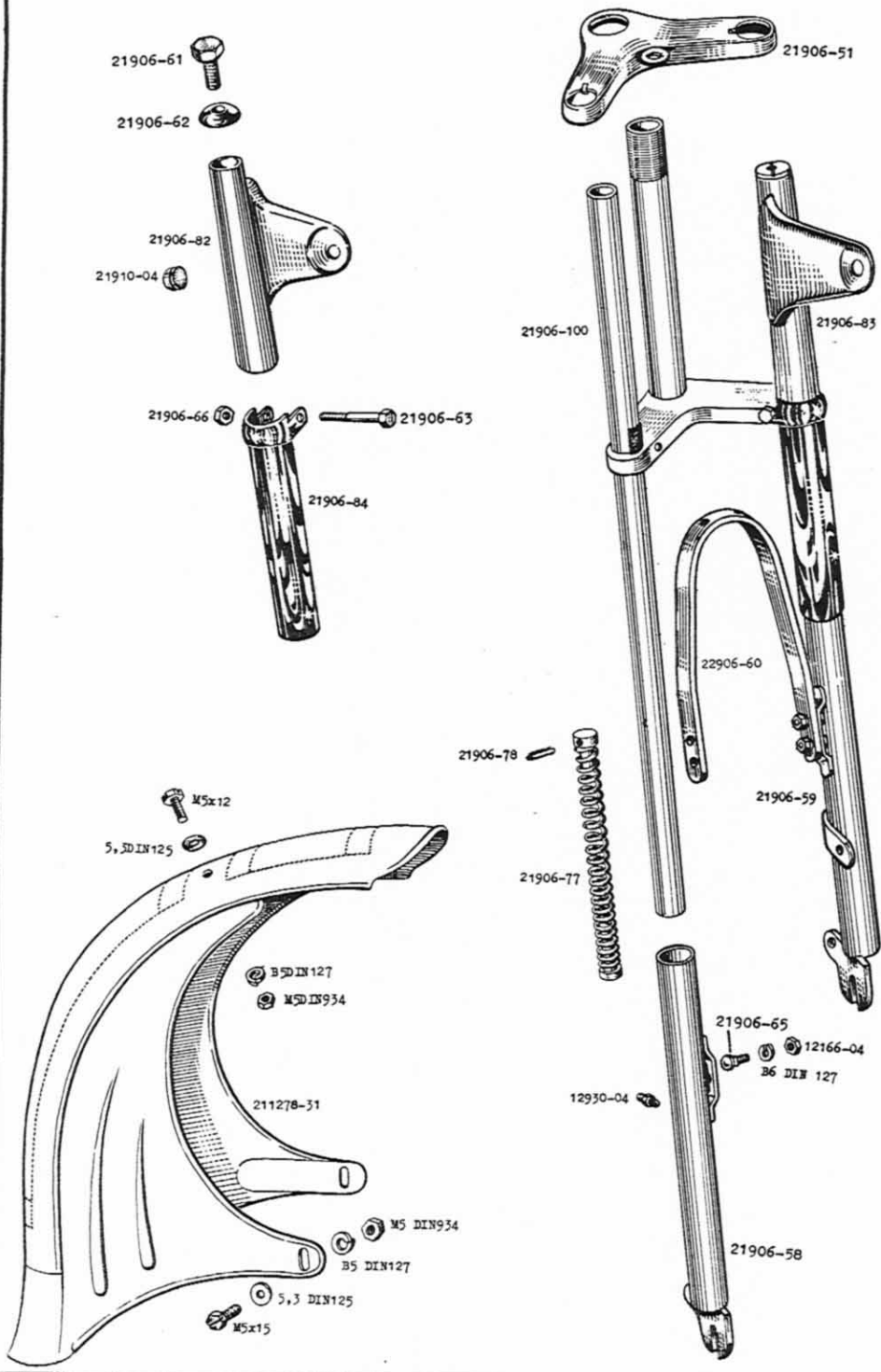
HANDLEBARS AND HEADFITTINGS



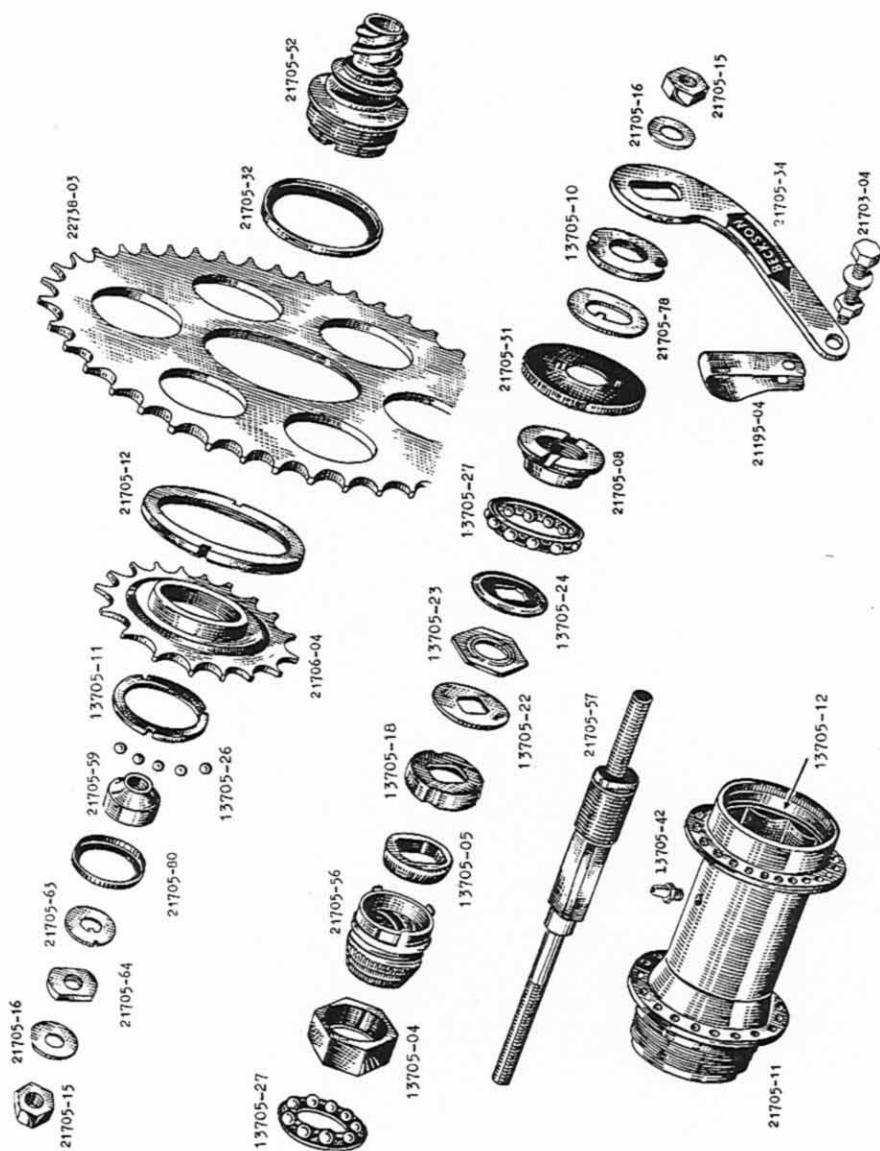
BRACKETFITTINGS AND CHAINS

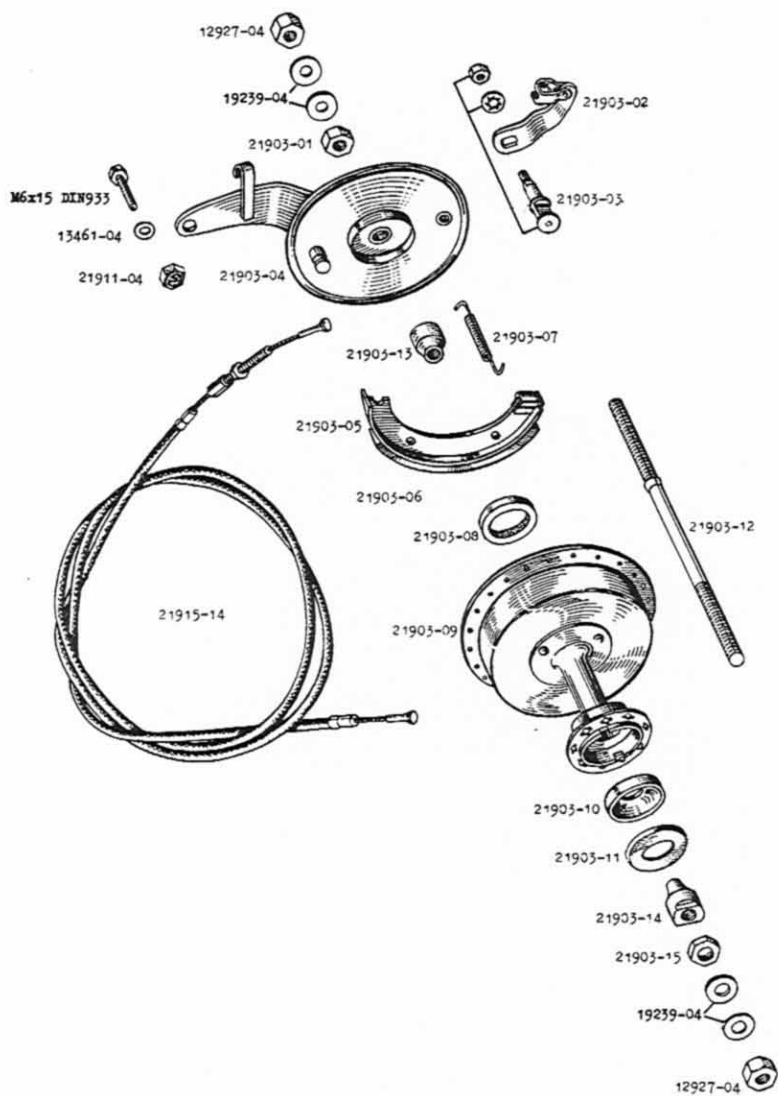


FRONTFORK AND MUDGUARD

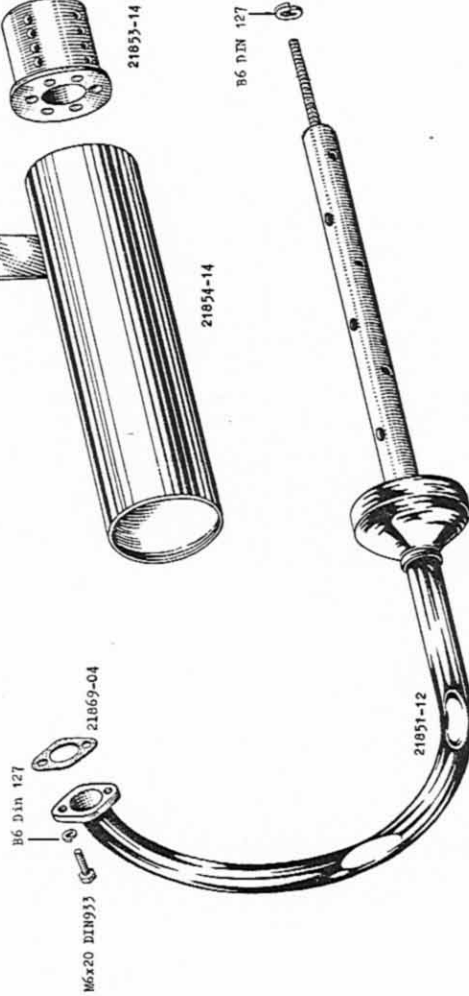
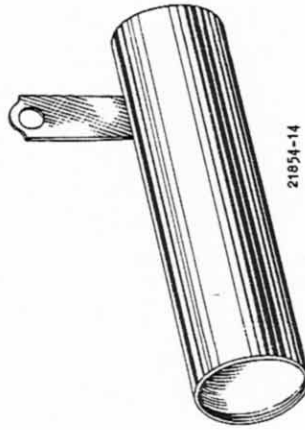
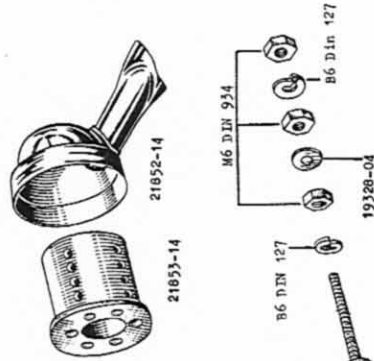
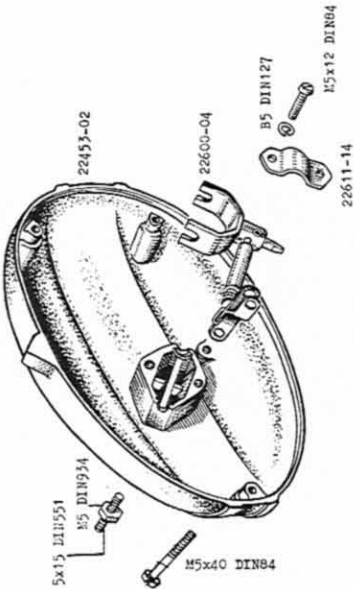
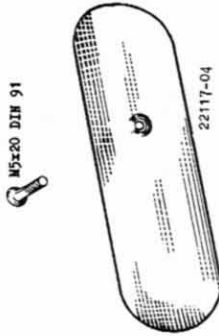
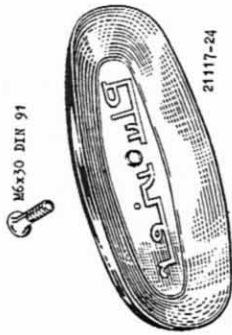



BECKSON REAR COASTER HUB





EXHAUST AND COVER





13656-33




21651-03



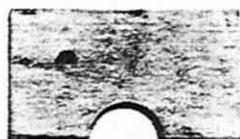
45106-04



45108-04



19652-03
45107-03



21660-04



45102-04
45103-04



13661-04
45105-04



45101-04



21657-03




13659-04



45109-04

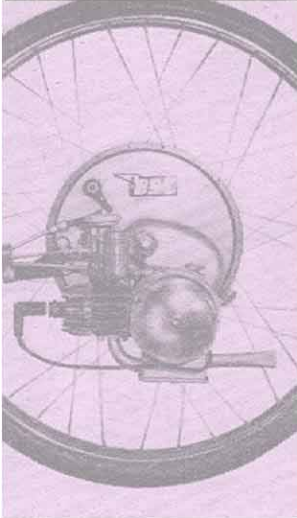


45104-04



45110-04

IceniCAM Information Service



www.icenicam.org.uk