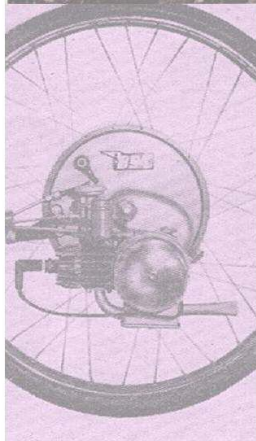


IceniCAM Information Service



www.icenicam.org.uk

B.E.C. CARBURETTER

TYPE A4

These carburetters are of the horizontal type A4. Easy starting from cold is provided by lifting ring (A) for 5 seconds and letting drop again. This raises a needle valve from its seating and allows petrol to flow into a special starting chamber (B) up to the same level of petrol as in the float chamber. No matter how long the ring (A) is held up, the petrol flowing into the starting chamber is fixed in quantity


When the engine is started from cold it draws petrol from this chamber to the starting jet (C) which is larger than the normal jet, thus supplying a very rich mixture. This is used up in a short while by which time the engine is warm enough to run on the normal jet which then comes into action.

Air bleed screw (D) adjusts the amount of air leak to the communication hole just above the main jet. Turning fully to the right gives maximum richness of mixture, whilst turning to the left weakens it off. The normal position should be one turn out from fully closed but this can vary according to the engine condition.

BLETCHLEY ENGINEERING CO., LTD.

798 WESTON ROAD, TRADING ESTATE SLOUGH, BUCKS.

Telephone : Slough 20052



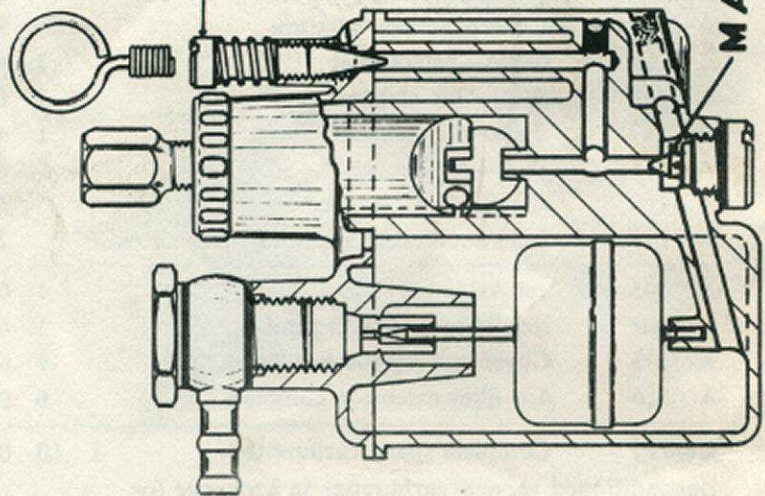
A

D

C

B

MAIN JET



A

D

C

B

MAIN JET

B.E.C. CARBURETTER A4-PP

SPARE PARTS & PRICE LIST

Part No.	Description	Price
A 10	Carburetter body	16 0
A 100	Banjo bolt (petrol inlet)	1 6
A 107	Needle (starting)	10
A 109	Cap (throttle)	1 2
A 110	Screw (cable adjusting)	8
A 111	Screw (cover to body)	2
A 114	Spring (throttle)	4
A 121	Washer (banjo)	2
A 122	Petrol filter	6
A 124	Washer (jet)	2
A 127	Spring (starting)	4
A 128	Gasket (cover to body)	2
A 142	Throttle	2 6
A 144	Clip—mounting	1 3
A 145	Gauze—air cleaner	10
A 155	Clip nut—2BA	2
A 158	Eyelet—starting	2
A 159	Screw—mounting clip 2BA	2
A 161	Control spring—mixture	4
A 162	Control screw—mixture	9
A 163	Banjo—petrol inlet	1 6
A 164	Body—air cleaner	3 0
A 167	Filter—air cleaner	1 4
A 168	Disc—air cleaner	1 6
A 169	Circlip—air cleaner	6
A 175	Locknut—cable adjusting— $\frac{1}{4}$ inch BSF	2
A 505	Jet Assembly	4 0
A 509	Needle and float assembly	2 6
A 513	Cover and starter needle assembly	4 6
A 516	Air filter assembly complete	6 0
A4/PP	Complete spare carburetter	1 10 0
	Reconditioned service carburetter in exchange for existing one	7 6
	plus cost of replacement parts	

