

AUTO VAP

ENGINE SPARE PARTS LIST **APPLICABLE TO VAP ENGINE TYPE 57**

As fitted to

STANDARD, DE LUXE & SUPER DE LUXE
AND CARAVELLE DE LUXE
AUTO-VAP MOPEDS

FROM THE ELSWICK-HOPPER CYCLE & MOTOR CO. LTD.
Barton-on-Humber.

SOLE UNITED KINGDOM AND COMMONWEALTH CONCESSIONAIRES


Sales and Service Headquarters:

SCOOTAMATIC LTD


GLAISDALE DRIVE WEST, ASPLEY, NOTTINGHAM

Telephone:
LIMETREE 222

Telegrams:
SCOOTAMATIC
NOTTINGHAM



STANDARD MODEL



DE LUXE MODEL

LONDON:
SCOOTAMATIC LTD
NATIONAL WORKS, HOUNSLOW, MIDDLESEX
(Near Hounslow West Tube)
Telephone: Hounslow 8846

NORTHERN:
SCOOTAMATIC LTD
215 BRINKSWAY, STOCKPORT, CHESHIRE
Telephone: Stockport 5289

MIDLAND:
SCOOTAMATIC LTD
10 THE BUILDINGS, THE AIRPORT
WOLVERHAMPTON, STAFFS
Telephone: Fordhouses 3336

WESTERN:
SCOOTAMATIC LTD
91 ALBION STREET, CHELTENHAM, GLOS
Telephone: 56850

VAP ENGINE TYPE 57

Part No.	Price	Description	Quantity Per Unit
ENGINE UNIT			
2501	£ s. d. 2 1 5	(a) Crankcase complete	1
2500	19 11	Crankcase Proper including C/Case Mag Side complete including C/Case Magneclair Side Proper	1
109	10	Stud — Cylinder	2
2293	16 4	C/Case Driving Pulley Side comp. incl. C/Case Driving Pulley Side Proper	1
109	10	Stud Cylinder	2
2296	1	Gasket — Two 1/2 Crankcase	1
2502	3	Screw 6 mm. dia. 60 mm. long (2-1/2 C/Case assembly)	2
2295	9	Screw 6 mm. dia. 56 mm. long (2-1/2 C/Case assembly)	3
2148	2	Washer Plain 6-25 x 10-25 x 0-8	2
2220	2	Washer Spring 6 mm. dia.	5
503	2	Hex. Nut 6 mm. dia.	5
2297	2 1	Crankshaft Oil Seal 15 x 30 x 4-5	1
1109	2 6	Crankshaft Oil Seal Magneclair Side	1
2260	2 0	Engine Plate	2
2511	5 14 7	(b) Connecting Rod Assembly including	1
2509	4 8 8	1/2 Assembly including	1
2508	3 14 0	Assembly Proper including Connecting Rod Crank Pin Needle — Big End (2-5 x 9-8) Washer — Big End Crankshaft Pulley Side Crankshaft Magneclair Side Washer Thrust	1
2015	2	Piston Pin	1
153	7 3	Needle — Small End (2 x 9-8)	19
155	7 2	Washer — Small End	2
156	5	Ball Bearing No. 6202 (15 x 35 x 11)	2
162	11 8		
2331	1 0 4	(c) Piston complete, including	1
2223	1 9	Piston	2
206	3	Ring — Piston Compression Circlip 12 mm. Inner dia.	2
2311	3 10 4	(d) Cylinder complete including	1
240	5	Cylinder	6
252	2	Stud 5 x 12 Gasket	1
2316	1 16 1	(e) Cylinder Head complete including	1
2381	7 4	Cylinder Head Proper	1
2382	5 11	Compression Relief Valve comp. incl.	1
2383	9	Compression Relief Valve	1
2384	7	Spring Compression Relief Valve	1
2385	3	Plug Compression Relief	1
2386	2	Clip Compression Relief Cotter Pin 2 x 20	1
255	3	Spark Plug Lodge CNY and KLG F70	1
256	2	Nut Cylinder Head	4
2153	2 6	Washer Plain 6-25 x 14 x 1	4
182	2	Inlet Pipe	1
506	2	Gasket — Inlet Pipe	1
507	1	Hex. Nut 5 mm. dia. (2 for Inlet, 4 for Exhaust)	6
189	3	Spring Lock Washer 5 mm. dia. Gasket — Exhaust	6

NOTE

When Ordering Spare Parts, Please Quote Engine No. Wherever Possible.

GURTNER CARBURETTOR D12 G479

2639	2	Washer	2
2640	3	Screw Upper Cap Fixing	1
2641	3	Screw	1
2642	7	Bolt — Tension	1
2643	2	Lock Nut	1
2644	5	Spring — Throttle Slide	1
2645	2 0	Union — Banjo Type	1
2646	5 2	Screw — Inlet Union Clamping	1
2647	1	Gasket	1
2648	7	Spring — Stop Screw	1
2649	2 4	Jet	1
2650	6 4	Throttle Slide	1
2651	10	Screw — Throttle Slide Stop	1
2654	3	Gasket — Float Chamber	1
2657	7	Leaf Spring — Cover	1
2659	10	Fuel Strainer	1
2660	7	Collar Clamping Screw	1
2662	3	Circlip	1
2663	10	Sleeve — Thermal Insulating	1
2707	7 8	Air Filter	1
2708	8	Air Throttle Slide	1
2709	2	Return Spring	1
2710	3	Screw — Air Throttle Slide Clamping	1
2711	4	Stop Finger	1
2712	3	Releasing Spigot	1
2713	5 10	Upper Cap	1
2714	6 11	Float	1
2715	6 9	Cover — Float Chamber	1
2716	1 0 5	Carburettor Body	1
2638	2 17 0	Carburettor Complete	1

Part No.	Price	Description	Quantity Per Unit
AUTOMATIC CLUTCH			
2521	£ s. d. 4 13 8	Driving Plate Assembly	1
2519	2 8 0	Driving Plate complete including	1
2518	1 1 0	Driving Plate Proper	1
		Driving Hub	1
		Locking Plate	1
		Spindle Clutch Shoe	2
		Washer — Plain 6-2 x 10-2 x 0-8	2
		Spigot — Spring Attachment	2
		Ring — Snap	1
		Inertia Ring	1
2288	3	Clutch Shoe complete including	2
2517	10 11	Clutch Shoe Proper	1
2506	10 0	Lining	1
		Rubber Insert	2
		Locking Ring — Shoe	2
		Spring Shoe	2
2360	2	Primary Drive Pulley complete including	1
2507	5	Riveted Pulley	1
2516	2 5 8	Hub — Pulley	1
		Race — Clutch Needle	1
		Flange — Outer	1
		Drive — Free Wheel	1
		Rivet — Flat head 3 mm. dia.	3
		Sleeve — Needle	2
		Inner Race Free Wheel	1
		Needle 4 mm. dia. x 6 mm. long	3
		Washer — Stop	1
		Cup — Grease Retaining	1
		Washer — Grease Retainer	1
		Washer — Thrust } For Fastening the Washer — Lock } Automatic Clutch on Screw — Thrust }	1
2504	10 4	(b) Secondary Drive	1
2357	8	Secondary Pulley Proper	2
2358	5	Sleeve — Needle Roller	1
2368	4	Spigot — Stop	1
2369	5	Spring — Stop	1
2505	3	Washer — Friction	1
2510	3	Coupling Plate (Not Sold Separately)	1
2512	3	Washer — Gasket	1
2513	7	Plate — Fixing	1
		Sliding Blocks complete including	2
		Sliding Member Proper	1
		Spigot — Operating (Not Sold Separately)	1
		Spring — Return	4
		Plate — Protective	1
2391	3 11 8	Screw Cheese Head 4 mm. dia. x 8 mm. long	4
2334	11 10	Washer — Spring Lock 4 mm. dia.	4
2399	6	Chain Sprocket complete	1
2400	6	Sprocket Proper	1
2402	1 4	Cup Protective	1
2403	1 4	Washer — Bearing 2 m.m. thick	2
2393	1 4	Washer-Thrust, Pedal Side 1 mm. thick "V" Belt	1
2395	3	Spindle — Pedal Crank	1
2396	1 6	Nipple — Pedal Crank Spindle Lubrication	1
2397	3	Bush for Pedal Crank	1
2398	2	Spherical Washer for Bush	1
2394	16 0	Thrust Washer	1
2346	5	Circlip for Pedal Shaft	1
2338	2		1
2337	7 7		2
2806	8 3		1
2264	10		1
2809	5 2		1
2807	5		1
2808	2		1
2810	4		1

EXCHANGE REPLACEMENT ENGINE UNIT. Complete with Magneclair and Drive Belt. (Less Carburettor and Exhaust System) £16.0.0. Old Unit to be returned.

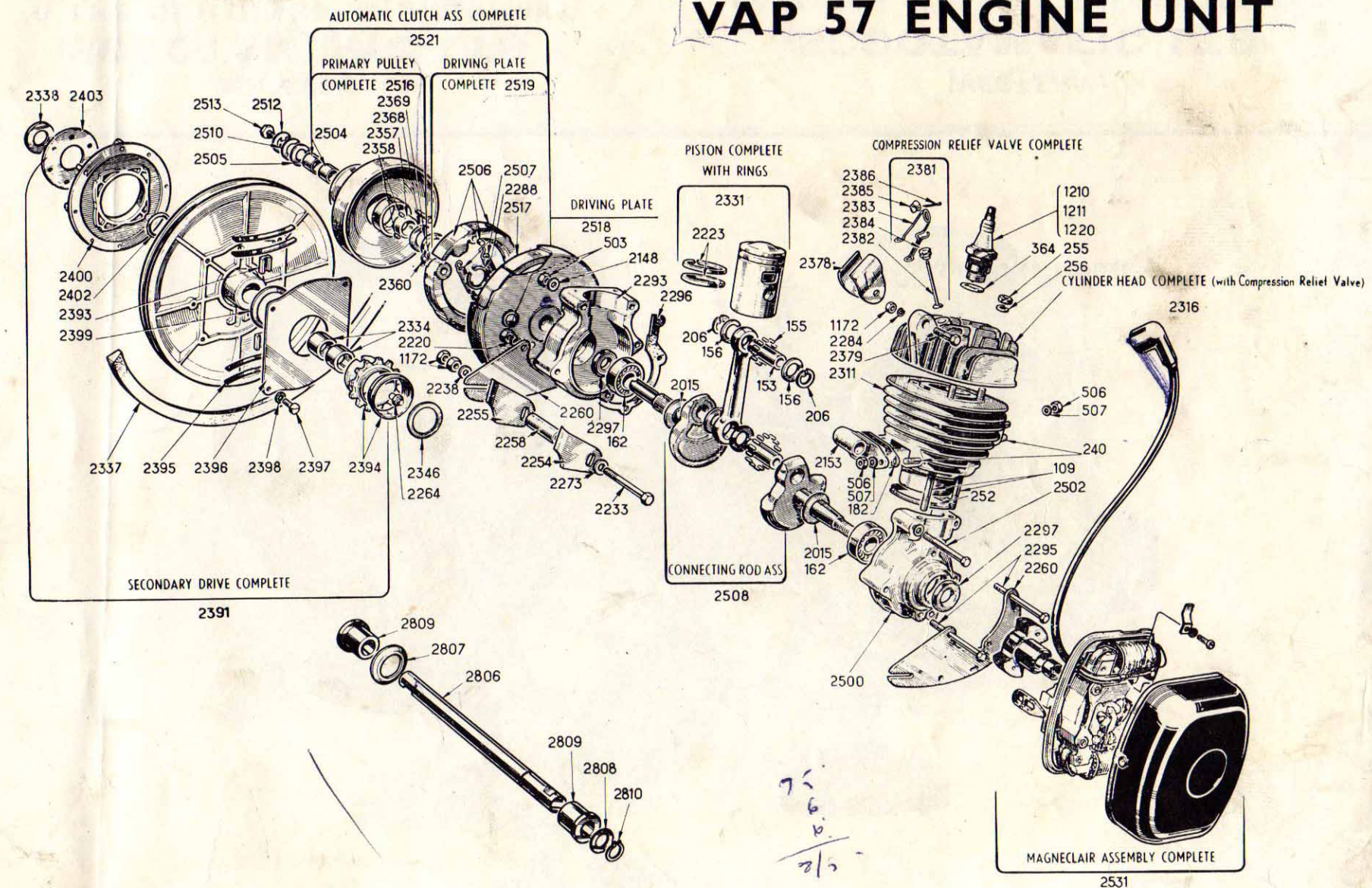
ENGINE MOUNTING BOLTS

2379	10	Bolt Hex. 8 mm. dia. x 30 mm. long (Upper)	1
2284	2	Washer — Spring 8 mm. dia.	1
1172	2	Nut — Hex. 8 mm. dia.	1
2233	1 4	Bolt Hex. 8 mm. dia. x 65 mm. long (Lower)	1
1172	2	Nut Hex. 8 mm. dia.	1
2273	3	Washer — Plain 8-25 x 18 x 2	1
2258	10	Tubular Spacer	1

MAGNECLAIR

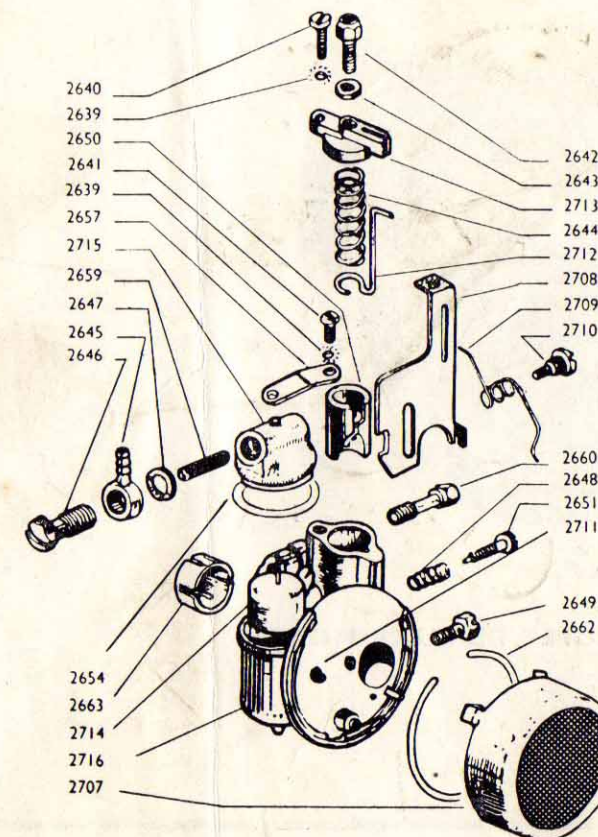
2514	3	Screw — Stator Fixing	2
2515	3	Plate — Stator Fixing	2
2520	1	Spring Lock Washer	2
2522	1	Washer — Spring Lock	2
2524	1 5	Nut — Rotor Fixing	1
2525	19 5	Rotor complete	1
2531	8 5 9	Magneclair Assembly complete	1
2535	12 11	Contact Breaker complete	1
2536	1 0	Felt Greasing	1
2537	3	Rubber Grommet — Lighting Wire	1
2538	3	Rubber Grommet — High Tension Wire	1
2539	2 19 5	Stator Proper	1
2540	5 2	Screw — Condenser and Contact Fixing	2
2541	6 19 3	Stator complete	1
2542	2	Washer Plain 4-2 x 8 x 0-8	2
2543	9 11	Condenser	1
2544	2 2 7	Ignition Coil	1
2545	15 6	Lighting Coil	1
2546	7	Spring — Fixing Coils	4
2547	7 4	High Tension Wire and Suppressor	1
2548	10 5	Cover	1
2549	5	Rubber Pad — Attaching Cover	2

VAP 57 ENGINE UNIT

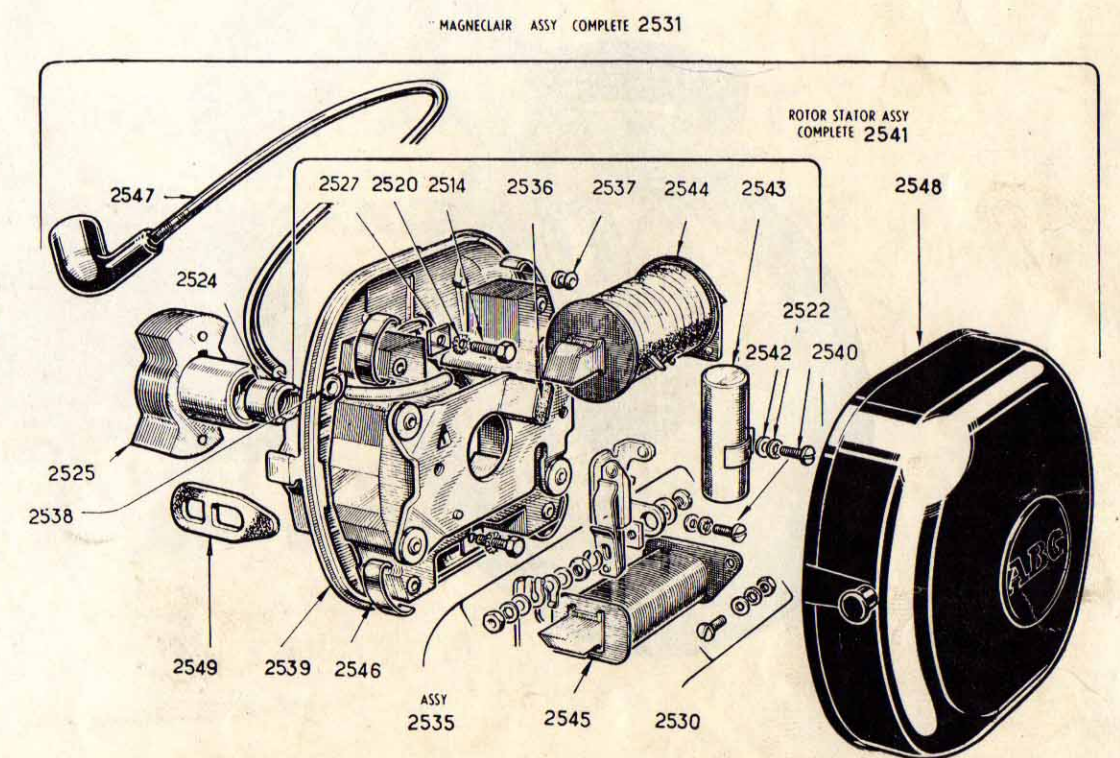



GURTNER

CARBURETTOR D12 G479



MAGNECLAIR





SUPER DE LUXE MODEL

LONDON OFFICE:

SCOOTAMATIC LTD

8 GREEN STREET, MAYFAIR, LONDON, W.1

Telephone: MAYfair 5113

SCOTLAND:

SCOOTAMATIC LTD

**LILLYBANK MILL, RANKINE STREET, JOHNSTONE
RENFREWSHIRE**

Telephone: Johnstone 788

IceniCAM Information Service



www.icenicam.org.uk