


AMAL

May, 1964.

LIST No. 102/1—ISSUE No. 2
(Supersedes List No. 504)

The Carburetter of

Records and Successes



“Monobloc Carburetter”

A design using the experience of over 50 years in research, development and manufacture of Carburetters for the Motor Cycle Trade.

Features :-

- ★ “Monobloc” clean external appearance.
- ★ Improved petrol consumption.
- ★ Better acceleration.
- ★ Improved pulling on hills.
- ★ Removable pilot jet for ease of cleaning.
- ★ New design of float chamber with better flow characteristics.
- ★ Modified form of throttle valve giving longer life.
- ★ Smoother acting throttle valve.

**AMAL LTD., HOLDFORD ROAD, WITTON,
BIRMINGHAM 6, ENGLAND**

Phone: Birmingham, BIRchfields 4571.
(P.B.X. 6 lines)

Telegrams: “AMALCARB, PHONE,
BIRMINGHAM.”

LIST No. 102/1

Illustration of Twin "Monobloc" Carburetters using one Float Chamber to feed both Carburetters

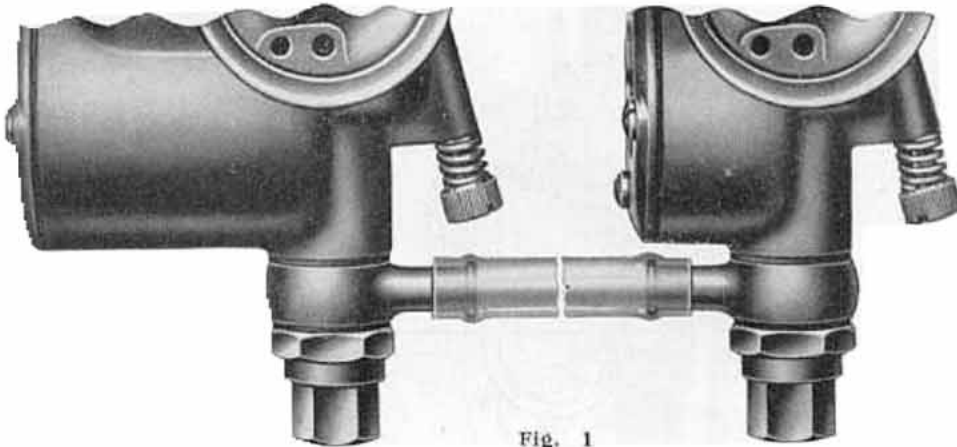


Fig. 1

Fig. 1 illustrates banjo connection on carburetter base, using rubber or polythene tubing.




Fig. 2

Fig. 2 illustrates connection between Float Chamber covers in rubber or polythene tubing.

For—Hints and Tips, including How Carburetter Works, see List No. 102/3.
For—List of Spares see List No. 102/2.

***GUARANTEE.**—The Company take all possible reasonable care in the manufacture and the quality of their products. Purchasers are informed that, any part proved to be defective in manufacture or quality, and returned to the works within six months of its purchase new, will be replaced. The Company must respectfully point out however, that its responsibility and that of its agents, stockists and dealers, is limited to this Guarantee, and that they cannot, under any circumstances, be held responsible for any loss or for any contingent or resulting liability arising through any defect. These conditions of sale and use also apply when the Company's products form part of the original equipment of machines purchased new.*

3,000/5/64. W.

Printed in England.

**AMAL LTD., HOLDFORD ROAD, WITTON,
BIRMINGHAM 6, ENGLAND**

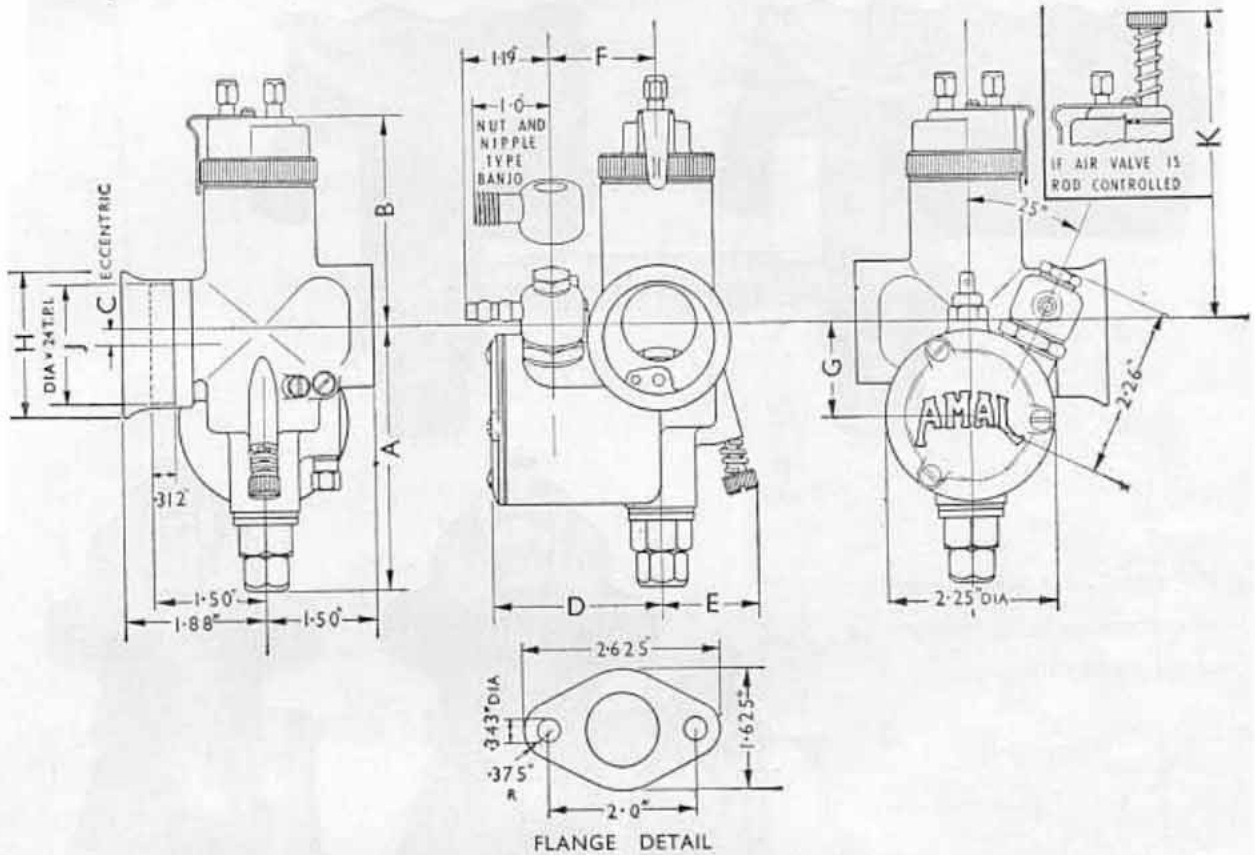
'Phone: Birmingham, BIRchfields 4571.
(P.B.X. 6 lines)

Telegrams: "AMALCARB," PHONE,
BIRMINGHAM."

GENERAL INFORMATION.

The "MONOBLOC" Carburetters are supplied with or without an air valve. If an air valve is required it can be supplied suitable for operation by a cable and lever from the handle bar or by a rod on the carburetter itself. The standard range of float chamber banjo connections available are as follows:

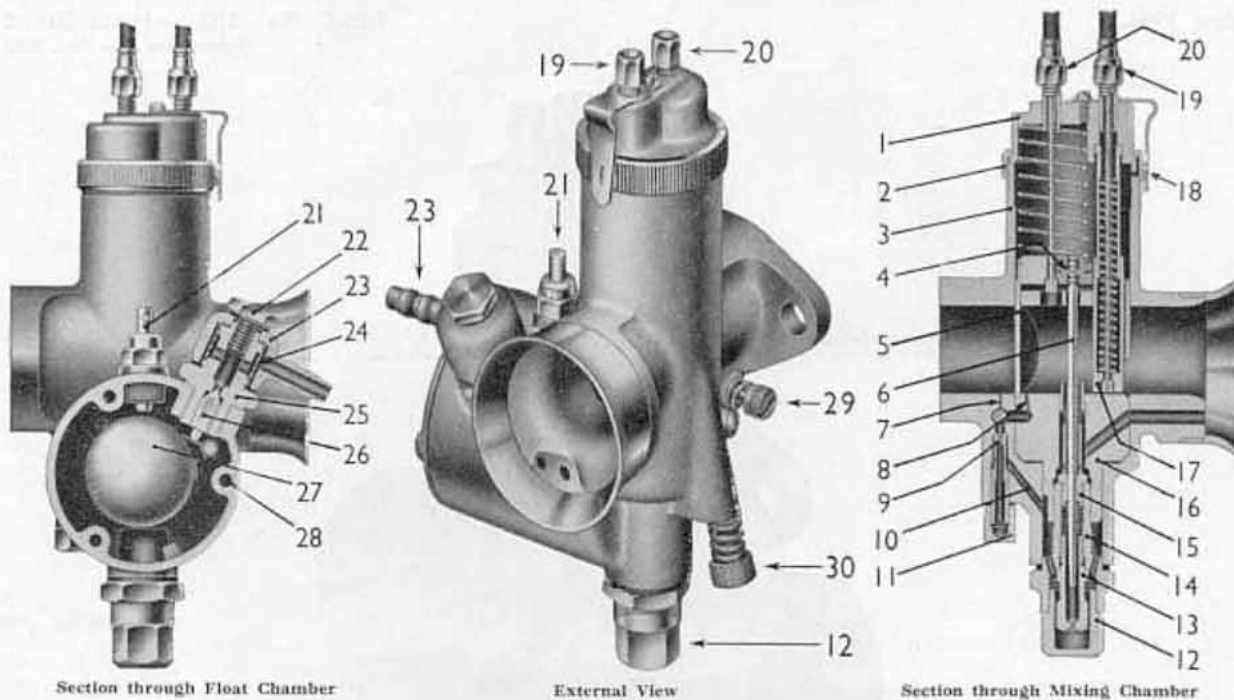
- Banjo Part No. 375/068. Single feed for $\frac{3}{16}$ " bore flexible pipe.
- Banjo Part No. 376/090. Single feed, screwed $\frac{1}{4}$ " B.S.P., complete with nut and nipple for copper pipe.
- Banjo Part No. 376/097. Single feed for $\frac{1}{4}$ " bore flexible pipe.
- Banjo Part No. 376/098. Double feed for $\frac{1}{4}$ " bore flexible pipes.
- Banjo Part No. 376/108. Double feed, screwed $\frac{1}{4}$ " B.S.P., complete with nuts and nipples for copper pipes



DIMENSIONS OF CARBURETTER

Type Number	A	B	C	D	E	F	G	H	J	K	Available with Cross Bore Sizes
375	ins. 3.29	ins. 2.50	ins. .156	ins. 2.18	ins. 1.21	ins. 1.34	ins. 1.146	ins. 2.062	ins. 1.437	ins. 3.93	15/16 in. (16.7 m/m.) 1 in. (18.3 m/m.) 19/16 in. (19.8 m/m.) 20/16 in. (20.6 m/m.) 21/16 in. (22.2 m/m.)
376	ins. 3.39	ins. 2.78	ins. .187	ins. 2.27	ins. 1.31	ins. 1.44	ins. 1.25	ins. 1.94	ins. 1.625	ins. 4.38	15/16 in. (23.8 m/m.) 1 in. (25.4 m/m.) 1 1/16 in. (27.0 m/m.)
389	ins. 3.53	ins. 2.97	ins. .187	ins. 2.33	ins. 1.37	ins. 1.50	ins. 1.39	ins. 2.062	ins. 1.75	ins. 4.70	1 1/8 in. (28.6 m/m.) 1 3/16 in. (29.4 m/m.) 1 5/16 in. (30.2 m/m.)

THE "MONOBLOC" CARBURETTER



ILLUSTRATIONS OF CARBURETTER (AS FOR DOUBLE LEVER CONTROL)

- | | | | |
|----------------------|-----------------------------|------------------------------|------------------------------|
| 1—Mixing Chamber Top | 9—Pilot Jet | 17—Air Valve | 25—Needle Seating |
| 2—Mixing Chamber Cap | 10—Petrol Feed to Pilot Jet | 18—Mixing Chamber Cap Spring | 26—Needle |
| 3—Carburettor Body | 11—Pilot Jet Cover Nut | 19—Cable Adjuster (Air) | 27—Float |
| 4—Jet Needle Clip | 12—Main Jet Cover | 20—Cable Adjuster (Throttle) | 28—Side Cover Screws |
| 5—Throttle Valve | 13—Main Jet | 21—Tickler | 29—Pilot Air Adjusting Screw |
| 6—Jet Needle | 14—Jet Holder | 22—Banjo Bolt | 30—Throttle Adjusting Screw |
| 7—Pilot Outlet | 15—Needle Jet | 23—Banjo | |
| 8—Pilot By-pass | 16—Jet Block | 24—Filter Gauze | |

Guide to Carburettor Type Numbers

SINGLE CYLINDER ENGINES			SINGLE CYLINDER ENGINES			TWIN CYLINDER ENGINES		
	Type No.	Cross bore inch m/m.		Type No.	Cross bore inch m/m.		Type No.	Cross bore inch m/m.
175 c.c.	TOURING 2-Stroke	375	350 c.c.	TOURING 2-Stroke	375	350 c.c.	TOURING S.V.	375
	TOURING S.V.	375		TOURING S.V.	375		TOURING O.H.V.	375
	TOURING O.H.V.	375		TOURING O.H.V.	375		SPORTS O.H.V.	375
	SPORTS O.H.V.	375		SPORTS O.H.V.	375		TOURING S.V.	375
250 c.c.	TOURING 2-Stroke	375	500 c.c.	TOURING S.V.	376	500 c.c.	TOURING O.H.V.	376
	TOURING S.V.	375		TOURING O.H.V.	376		SPORTS O.H.V.	376
	TOURING O.H.V.	375		SPORTS	389		TOURING S.V.	376
	SPORTS O.H.V.	375		TOURING	376		TOURING O.H.V.	376
			600 c.c.			1000 c.c.		

STANDARD CONTROLS.


- Type 366. Standard Short Twist Grip to suit $\frac{7}{8}$ " diameter handlebar.
- Type 16/069. Standard Short Dummy Grip to suit above.
- Type 16/069. Plastic Dummy Grip to suit above.
- Type 12/161. Single Lever Air Control, opening inwards, on R.H. $\frac{7}{8}$ " diameter handlebar.

HOW TO ORDER.

When ordering a CARBURETTER to suit a standard machine, state the following information:—
 Year of Manufacture. Make of Machine. Model.

When ordering CONTROLS to operate carburettor, state the following information:—
 Length of Cables required. Type of Control required and the bar diameter.

IceniCAM Information Service



www.icenicam.org.uk