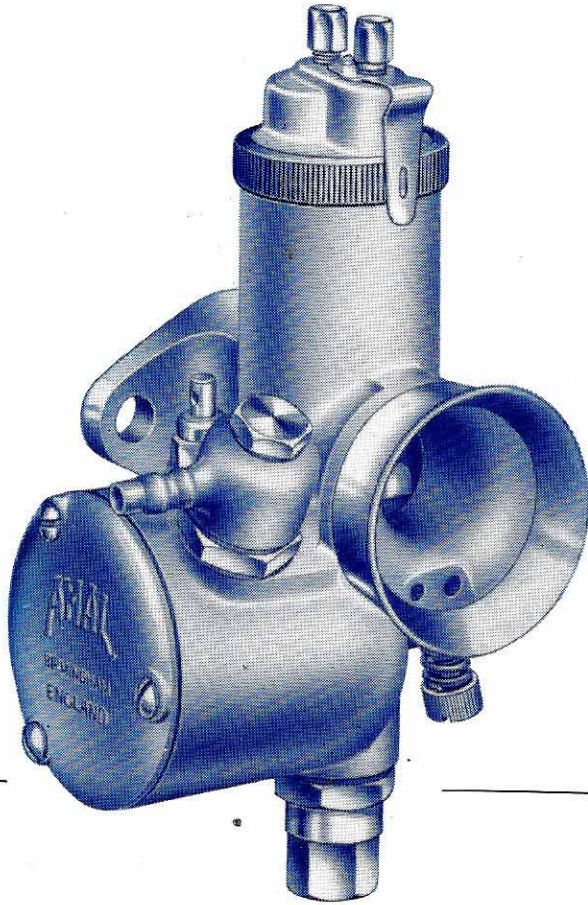


AMAL

October, 1957.

LIST No. 504—ISSUE No. 4

The Carburetter of Records and Successes



“MONOBLOC” CARBURETTER

**AMAL LTD., HOLDFORD ROAD, WITTON,
BIRMINGHAM 6, ENGLAND**

Phone: Birmingham, BIRchfields 4571.
(P.B.X. 6 lines)

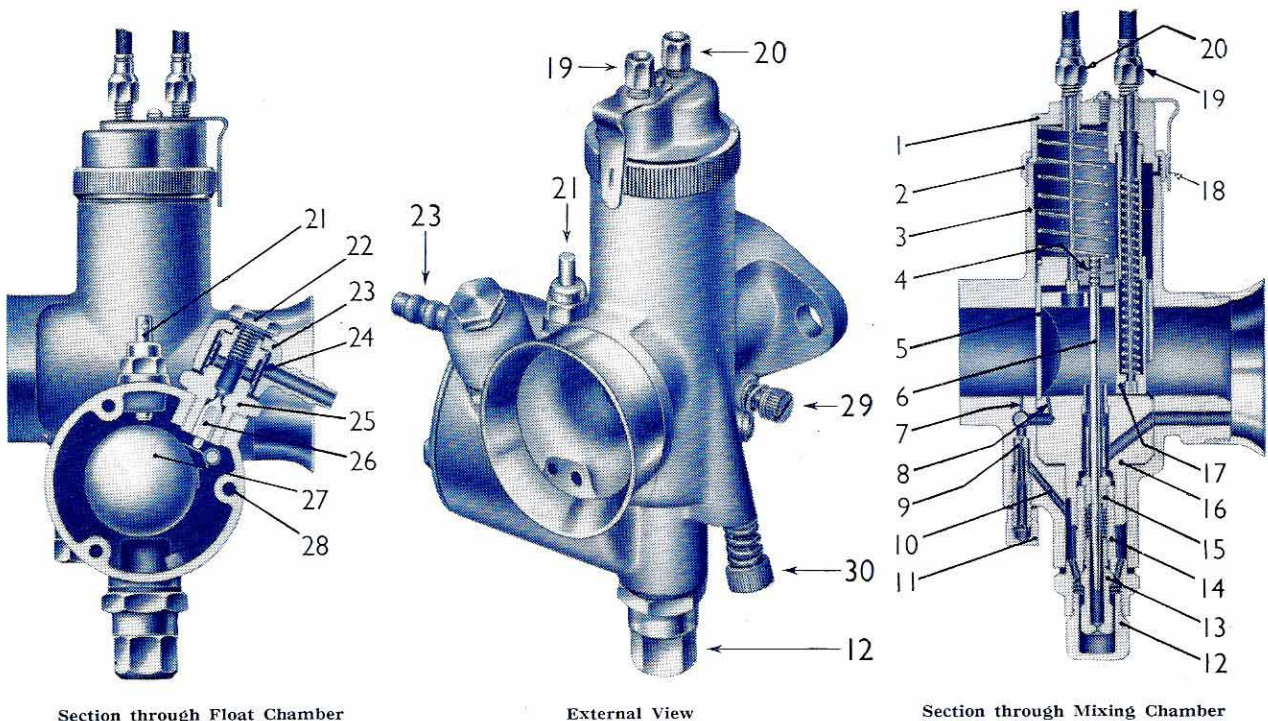
Telegrams: “AMALCARB, 'PHONE.
BIRMINGHAM.”

THE "MONOBLOC" CARBURETTER

A design using the experience of over 50 years in research, development and manufacture of Carburetters for the Motor Cycle Trade.

features :

- ★ "Monobloc" clean external appearance.
- ★ Improved petrol consumption.
- ★ Better acceleration.
- ★ Improved pulling on hills.
- ★ Removable pilot jet for ease of cleaning.
- ★ New design of float chamber with better flow characteristics.
- ★ Modified form of throttle valve giving longer life.
- ★ Smoother acting throttle valve.



ILLUSTRATIONS OF CARBURETTER (AS FOR DOUBLE LEVER CONTROL)

- | | | | |
|----------------------|-----------------------------|------------------------------|------------------------------|
| 1—Mixing Chamber Top | 9—Pilot Jet | 17—Air Valve | 25—Needle Seating |
| 2—Mixing Chamber Cap | 10—Petrol Feed to Pilot Jet | 18—Mixing Chamber Cap Spring | 26—Needle |
| 3—Carburettor Body | 11—Pilot Jet Cover Nut | 19—Cable Adjuster (Air) | 27—Float |
| 4—Jet Needle Clip | 12—Main Jet Cover | 20—Cable Adjuster (Throttle) | 28—Side Cover Screws |
| 5—Throttle Valve | 13—Main Jet | 21—Tickler | 29—Pilot Air Adjusting Screw |
| 6—Jet Needle | 14—Jet Holder | 22—Banjo Bolt | 30—Throttle Adjusting Screw |
| 7—Pilot Outlet | 15—Needle Jet | 23—Banjo | |
| 8—Pilot By-pass | 16—Jet Block | 24—Filter Gauze | |

For—Hints and Tips, including How Carburetter Works, see List No. 502.

For—List of Spares see List No. 503.

HOW TO ORDER.

When ordering a CARBURETTER to suit a standard machine, state the following information :—

- YEAR OF MANUFACTURE
- MAKE OF MACHINE
- MODEL

When ordering CONTROLS to operate carburetter, state the following information :—

- LENGTH OF CABLES REQUIRED
- TYPE OF CONTROL REQUIRED AND THE BAR DIAMETER WHICH IT IS TO FIT

GENERAL INFORMATION.

The "MONOBLOC" Carburetters are supplied with or without an air valve. If an air valve is required it can be supplied suitable for operation by a cable and lever from the handle bar or by a rod on the carburetter itself. The standard range of float chamber banjo connections available are as follows :

- Banjo Part No. 375/068. Single feed for $\frac{3}{16}$ " bore flexible pipe.
- Banjo Part No. 376/090. Single feed, screwed $\frac{1}{4}$ " B.S.P., complete with nut and nipple for copper pipe.
- Banjo Part No. 376/097. Single feed for $\frac{1}{4}$ " bore flexible pipe.
- Banjo Part No. 376/098. Double feed for $\frac{1}{4}$ " bore flexible pipes.
- Banjo Part No. 376/108. Double feed, screwed $\frac{1}{4}$ " B.S.P., complete with nuts and nipples for copper pipes.

Guide to Carburetter Type Numbers

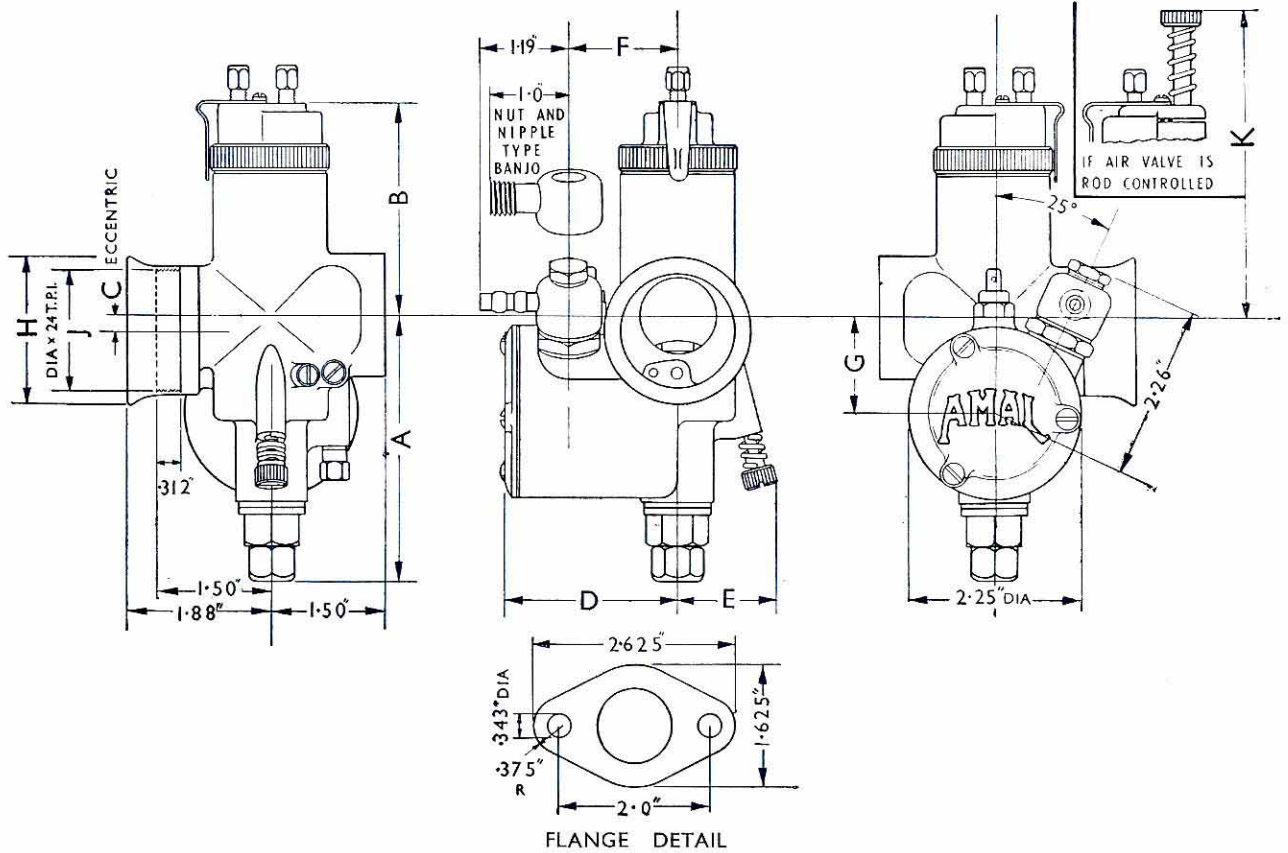
SINGLE CYLINDER ENGINES		Type No.	Cross bore inch m/m.	SINGLE CYLINDER ENGINES		Type No.	Cross bore inch m/m.	TWIN CYLINDER ENGINES		Type No.	Cross bore inch m/m.			
175 c.c.	{	TOURING 2-Stroke	375	$\frac{23}{32}$ 18.3	350 c.c.	{	TOURING 2-Stroke	375	$\frac{7}{8}$ 22.2	350 c.c.	{	TOURING S.V.	375	$\frac{21}{32}$ 16.7
		TOURING S.V.	375	$\frac{21}{32}$ 16.7			TOURING S.V.	375	$\frac{23}{32}$ 19.3			TOURING O.H.V.	375	$\frac{23}{32}$ 18.3
		TOURING O.H.V.	375	$\frac{23}{32}$ 18.3			TOURING O.H.V.	375	$\frac{13}{16}$ 20.6			SPORTS O.H.V.	375	$\frac{23}{32}$ 19.8
		SPORTS O.H.V.	375	$\frac{23}{32}$ 19.8			SPORTS O.H.V.	376	1 25.4			TOURING S.V.	375	$\frac{23}{32}$ 18.3
250 c.c.	{	TOURING 2-Stroke	375	$\frac{25}{32}$ 19.8	500 c.c.	{	TOURING S.V.	376	$\frac{13}{16}$ 23.8	500 c.c.	{	TOURING O.H.V.	376	$\frac{15}{16}$ 23.8
		TOURING S.V.	375	$\frac{23}{32}$ 18.3			TOURING O.H.V.	376	1 $\frac{1}{16}$ 27			SPORTS O.H.V.	376	1 25.4
		TOURING O.H.V.	375	$\frac{23}{32}$ 19.8			SPORTS	389	1 $\frac{3}{32}$ 27.8			TOURING S.V.	376	$\frac{15}{16}$ 23.8
		SPORTS O.H.V.	375	$\frac{13}{16}$ 20.6			TOURING	376	1 $\frac{1}{16}$ 27			TOURING O.H.V.	376	1 $\frac{1}{16}$ 27
					600 c.c.				1000 c.c.					

STANDARD CONTROLS.

- Type 16/117. Standard Short Twist Grip to suit $\frac{7}{8}$ " diameter handlebar
- Type 16/069. Standard Short Dummy Grip to suit above
- Type 328. Straight Pull Twist Grip to suit $\frac{7}{8}$ " diameter handlebar
- Type 16/069. Plastic Dummy Grip to suit above
- Type 12/161. Single Lever Air Control, opening inwards, on R.H. $\frac{7}{8}$ " diameter handlebar

AMAL

LIST No. 504



DIMENSIONS OF CARBURETTER

Type Number	A	B	C	D	E	F	G	H	J	K	Available with Cross Bore Sizes
375	ins. 3.29	ins. 2.50	ins. 1.56	ins. 2.18	ins. 1.21	ins. 1.34	ins. 1.146	ins. 2.062	ins. 1.437	ins. 3.93	$\frac{21}{32}$ in. (16.7 m/m.) $\frac{33}{32}$ in. (18.3 m/m.) $\frac{25}{32}$ in. (19.8 m/m.) $\frac{13}{16}$ in. (20.6 m/m.) $\frac{7}{8}$ in. (22.2 m/m.)
376	ins. 3.39	ins. 2.78	ins. 1.87	ins. 2.27	ins. 1.31	ins. 1.44	ins. 1.25	ins. 1.94	ins. 1.625	ins. 4.38	$\frac{15}{16}$ in. (23.8 m/m.) 1 in. (25.4 m/m.) $1\frac{1}{16}$ in. (27.0 m/m.)
389	ins. 3.53	ins. 2.97	ins. 1.87	ins. 2.33	ins. 1.37	ins. 1.50	ins. 1.39	ins. 2.062	ins. 1.75	ins. 4.70	$1\frac{3}{32}$ in. (27.8 m/m.) $1\frac{1}{8}$ in. (28.6 m/m.) $1\frac{5}{32}$ in. (29.4 m/m.) $1\frac{3}{16}$ in. (30.2 m/m.)

GUARANTEE.—The Company take all possible reasonable care in the manufacture and the quality of their products. Purchasers are informed that, any part proved to be defective in manufacture or quality, and returned to the works within six months of its purchase new, will be replaced. The Company must respectfully point out however, that its responsibility and that of its agents, stockists and dealers, is limited to this Guarantee, and that they cannot, under any circumstances, be held responsible for any loss or for any contingent or resulting liability arising through any defect. These conditions of sale and use also apply when the Company's products form part of the original equipment of machines purchased new.

2,000/10/57. W.


Printed in England.

**AMAL LTD., HOLDFORD ROAD, WITTON,
BIRMINGHAM 6, ENGLAND**

Phone: Birmingham, BIRchfields 4571.
(P.B.X. 6 lines)

Telegrams: "AMALCARB, 'PHONE,
BIRMINGHAM."

IceniCAM Information Service



www.icenicam.org.uk